

Camshaft, Kits and Components
Nockenwellen, Reparatur-Sätze und Komponenten
Arbres à cames, kits et composants
Árboles de Levas, Kits y Componentes
Alberi a camme, kit e componenti
Wałki rozrządu, zestawy i komponenty
Распределительные валы, комплекты и компоненты ГПМ

CATAE1501



2016-2017

ENGINE EXPERTISE BY  **FEDERAL-MOGUL**
MOTORPARTS






- Camtrain, Valvetrain, Belts & Timing Belt Kits by AE
- Widest range of top engine applications
- OE equivalent quality you can count on

TOP ENGINE EXPERT

ENGINE EXPERTISE
BY  **FEDERAL-MOGUL**
MOTORPARTS



Engine Expertise



Driving OE technology and aftermarket solutions

CONTENTS



Contents	II
Manufacturers list	IV
How to use this catalogue & Camshaft installation guide	VI — VII
Terms of business	XX
New parts list	XXII — XXVII
Engine index	XXVIII — LV
Application by manufacturer	1 — 383
Numerical parts list	384 — 389
Camkit contents table	390
OE interchange	391 — 393
Federal-Mogul anti-counterfeit program	395
AE camshaft trouble tracer chart	396 — 397
Technical Notes	398



Sommaire	II
Index par constructeur	IV
Mode d'emploi du catalogue et guide d'installation des arbres à cames	X — XI
Conditions générales de vente	XX
Liste des nouvelles références	XXII — XXVII
Index moteur	XXVIII — LV
Applications par constructeur	1 — 383
Liste des références classées par ordre alphabétique	384 — 389
Contenus des kits d'arbres à cames	390
Equivalences première monte	391 — 393
Programme anti-contrefaçon des arbres à cames AE	395
Tableau de diagnostic pour arbres à cames AE	396 — 397
Notes techniques	399



Inhalt	II
Hersteller-Liste	IV
Benutzungshinweise für den Katalog & Nockenwellen-Montage-Hinweise	VIII — IX
Geschäftsbedingungen	XX
Liste der neuen Artikel	XXII — XXVII
Motorverzeichnis	XXVIII — LV
Artikel-Nr. sortiert nach Hersteller	1 — 383
Nummerische Teilleiste	384 — 389
Stückliste für Sätze	390
OE-Vergleichsliste	391 — 393
Anti-Fälschungsprogramm	395
Übersicht typischer Nockenwellenfehler	396 — 397
Technische Hinweise	398



Contenido	II
Listado por fabricante	IV
Como utilizar este catálogo & guía de instalación de los Árboles de Levas	XII — XIII
Condiciones generales de venta	XX
Listado de nuevas referencias	XXII — XXVII
Índice por motor	XXVIII — LV
Aplicación por fabricante	1 — 383
Listado numérico	384 — 389
Tabla con el contenido de los Kits de Árbol de Levas	390
Intercambio Equipo Original	391 — 393
Programa antifalsificación Árboles de Levas AE	395
Póster análisis de fallos Árboles AE	396 — 397
Notas técnicas	399



Contenuti	III
Elenco Costruttori	IV
Come utilizzare il catalogo e guida all'installazione	XIV — XV
Condizioni di vendita	XXI
Elenco nuovi riferimenti	XXII — XXVII
Indice motore	XXVIII — LV
Elenco applicazioni per costruttore	1 — 383
Elenco riferimenti per codice	384 — 389
Kit alberi a camme tabella contenuti	390
Intercambio OE	391 — 393
Alberi a camme AE camshaft programma anticontraffazione	395
Alberi a camme AE tabella diagnostica	396 — 397
Note tecniche	400



Содержание	III
Список автопроизводителей	IV
Как использовать данный каталог и руководство по установке распределительных валов	XVIII — XIX
Условия сотрудничества	XXI
Список новых деталей	XXII — XXVII
Модель двигателя	XXVIII — LV
Детали по производителю	1 — 383
Список нумерации деталей	384 — 389
Таблица комплектов распределительных валов	390
Взаимозаменяемость с оригинальными деталями	391 — 393
Программа о защите от подделок распределительных валов AE	395
Диагностика неисправностей распределительных валов AE	396 — 397
Технические примечания	401



Zawartość	III
Lista producentów	IV
Jak korzystać z tego katalogu i poradnik montażowy wałków rozrządu	XVI — XVII
Ogólne warunki handlowe	XXI
Spis nowych części	XXII — XXVII
Indeksy Silników	XXVIII — LV
Zastosowania wg kolejności producentów	1 — 383
Lista części w kolejności numerycznej	384 — 389
Tabela zawartości zestawów wałków rozrządu	390
Zamienniki OE	391 — 393
Program przeciwdziałania sprzedaży produktów nieoryginalnych w przypadku wałków rozrządu AE	395
Wałki rozrządu AE - najczęściej występujące problemy techniczne	396 — 397
Notatki Techniczne	400



MANUFACTURERS LIST

ALFA ROMEO	1	MAZDA	149
AUDI	9	MERCEDES-BENZ	153
AUSTIN	33	MG	181
BEDFORD	35	MINI	183
BMW	37	MITSUBISHI	187
CHEVROLET	53	NISSAN	193
CHRYSLER	55	OPEL	197
CITROËN	57	PEUGEOT	221
DACIA	79	RENAULT	239
DAEWOO	81	ROVER	259
FIAT	83	SAAB	263
FORD	101	SEAT	265
HONDA	119	SKODA	285
HYUNDAI	121	SMART	295
IVECO	125	SSANGYONG	297
JAGUAR	127	SUBARU	299
JEEP	129	SUZUKI	301
KIA	131	TALBOT	303
LADA	135	TOYOTA	305
LANCIA	137	VAUXHALL	311
LAND ROVER	143	VOLKSWAGEN	333
LEXUS	145	VOLVO CAR	377
LOTUS	147		

🇬🇧 HOW TO USE

OPEL											
1		2		3		4		5		6	
553		Combo		07/94 →		KIT				i	
4		5		6		7		8		9	
1.3 Diesel	A 13 FD	1248cc	Ø 69.60	4 Cyl.	16V	66kW/90PS		DOHC			TD26182
1.3 Diesel	Y 13 DT	1248cc	Ø 69.60	4 Cyl.	16V	51kW/70PS		DOHC			TD20084
1.3 Diesel	Z 13 DT	1248cc	Ø 69.60	4 Cyl.	16V	51kW/70PS		DOHC			TD17477
1.3 Diesel	Z 13 DTJ	1248cc	Ø 69.60	4 Cyl.	16V	55kW/75PS		DOHC			TD18989
CAM711						FOL233 (x16)		FOL187 (x16) [11]		[11] Hydraulic	
CAM712									21	18 19	20
1.4	C 14 NZ	1389cc	Ø 77.60	4 Cyl.	8V	44kW/60PS		SOHC			TD4782
CAM369				14	CKS2369 CKS4369	15	FOL40 (x8)	16	FOL38 (x8) [11] TTP1 (x8)		[11] Hydraulic
1.4	C 14 SE	1389cc	Ø 77.60	4 Cyl.	8V	60kW/82PS		SOHC			TD4783
CAM451					CKS2451		FOL40 (x8)		FOL38 (x8) [11] TTP1 (x8)		[11] Hydraulic

- | | |
|-------------------------|---|
| 1 Panel Number | 13 AE Camshaft References |
| 2 Vehicle Model | 14 AE Camkit References, for kit contents see chart index at the back |
| 3 Application Years | 15 AE Rocker Arm / Follower References |
| 4 Diesel Engine | 16 AE Cam Lifter / Tappet & AE Thrust Pad References Respectively |
| 5 Engine Identification | 17 Fitting Position |
| 6 Engine Capacity | 18 Required Engine Quantity |
| 7 Bore Diameter | 19 Foot Note |
| 8 Number of Cylinders | 20 Miscellaneous Information |
| 9 Number of Valves | 21 New Parts in Blue Highlight |
| 10 Engine Power | |
| 11 Cylinder Head Design | |
| 12 TecDoc Engine Number | |

Panel Sequence:

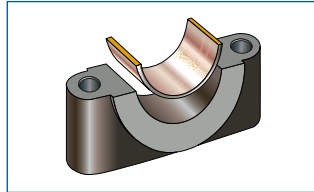
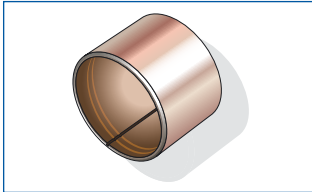
Model & then ascending engines capacity order within a vehicle manufacturer, unless logically listed in 'family' group.

CAMSHAFT INSTALLATION GUIDE

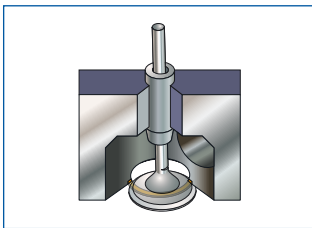
In order to ensure maximum life from a new replacement AE camshaft and components, it is important that the following fitting procedures are carried out:

1 Check that the new camshaft is the same as the old camshaft, particularly with regards to the oil drillings.

2 Check that the camshaft bushes are not excessively worn or damaged.

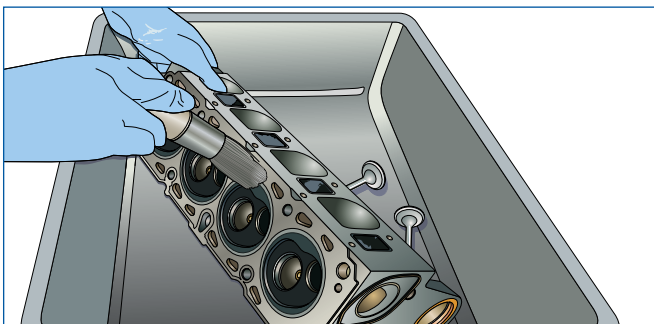


3 Check that the valves, valve seats, guides, springs and valve stem seals are serviceable. Timing gears and timing chains should be examined for wear. Replacement or machining should be carried out as necessary. Timing belts should always be replaced when fitting a new camshaft.



4 On the NEW camshaft check that the oil ways are **CLEAN** and **UNBLOCKED**.

Thoroughly clean any preservative from all contact surfaces, taking care not to damage the bushes or contact faces.



Having completed the above checks, reassemble paying particular attention to the following:

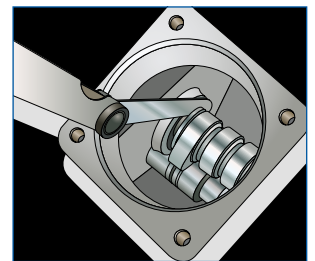
5 New camshaft followers/tappets **MUST** be fitted. This is very important to avoid premature camshaft failure. Warranties will be invalid if this operation is not carried out.



6 Thoroughly lubricate all cam bushes and camshaft lobes with pre-lube or good quality engine oil.



7 The camshaft end float should be checked and adjusted according to the engine manufacturer's workshop manual.



8 Use new Payen gaskets, seals and head bolts.



9 Replace engine oil and fit new CHAMPION oil filter.



10 Finally, where applicable, the tappets should be checked and correctly adjusted. This operation should be repeated after around 800 km (500 miles) service.

It is not possible to produce universal fitting instructions for all camshafts. Therefore the above notes must be read in conjunction with the engine manufacturer's workshop manual. Adherence to these guidelines, plus regular servicing, will ensure a long trouble-free life from a new replacement camshaft and components.



BENUTZUNGSHINWEISE FÜR DEN KATALOG

OPEL											
1	2	3		4		5		6		7	
553	Combo	07/94 →		KIT		i					
4	5	6	7	8	9	10	11	12			
1.3 Diesel	A 13 FD	1248cc	Ø 69.60	4 Cyl.	16V	66kW/90PS	DOHC	TD26182			
1.3 Diesel	Y 13 DT	1248cc	Ø 69.60	4 Cyl.	16V	51kW/70PS	DOHC	TD20084			
1.3 Diesel	Z 13 DT	1248cc	Ø 69.60	4 Cyl.	16V	51kW/70PS	DOHC	TD17477			
1.3 Diesel	Z 13 DTJ	1248cc	Ø 69.60	4 Cyl.	16V	55kW/75PS	DOHC	TD18989			
CAM711						FOL233 (x16)	FOL187 (x16) [11]	[11] Hydraulic			
CAM712							21 18 19	20			
1.4	C 14 NZ	1389cc	Ø 77.60	4 Cyl.	8V	44kW/60PS	SOHC	TD4782			
CAM369			14	CKS2369 CKS4369		15 FOL40 (x8)	16 FOL38 (x8) [11] TTP1 (x8)	[11] Hydraulic			
1.4	C 14 SE	1389cc	Ø 77.60	4 Cyl.	8V	60kW/82PS	SOHC	TD4783			
CAM451				CKS2451		FOL40 (x8)	FOL38 (x8) [11] TTP1 (x8)	[11] Hydraulic			

- | | |
|--------------------------------|--|
| 1 Tafel Nr. | 13 AE Nockenwellen Artikel-Nr. |
| 2 Modell | 14 AE Nockenwellen-Satz Artikel-Nr., für den Satzinhalt bitte den Index am Ende des Kataloges beachten |
| 3 Baujahr | 15 AE Kipphebel, Schleppebel |
| 4 Dieselmotoren | 16 AE Stößel, Mitnehmer bzw. Hydrostößel |
| 5 Motordaten bzw. -bezeichnung | 17 Einbauposition |
| 6 Hubraum | 18 Benötigte Anzahl pro Motor |
| 7 Bohrung | 19 Fußnote |
| 8 Anzahl Zylinder | 20 Zusatzinformation |
| 9 Anzahl Ventile | 21 Neue Artikel-Nr. (in blau hervorgehoben) |
| 10 Motorleistung | |
| 11 Konstruktion Zylinderkopf | |
| 12 TecDoc Motornummer | |

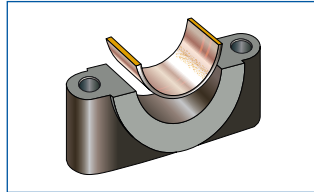
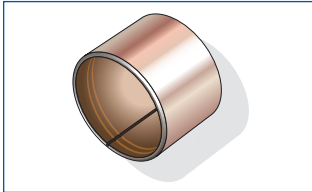
Tabellen Aufbau:

Modell, in Reihenfolge nach zunehmenden Hubraum eines Herstellers geordnet, soweit nicht eine Auflistung einer Motorenfamilie sinnvoller ist.

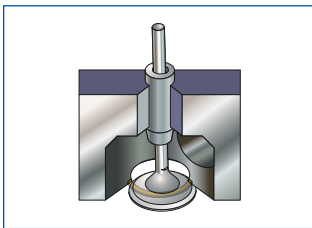
NOCKENWELLEN EINBAUANWEISUNG

Damit eine maximale Haltbarkeit der neuen Nockenwelle erreicht werden kann, bitte beim Einbau folgendes beachten:

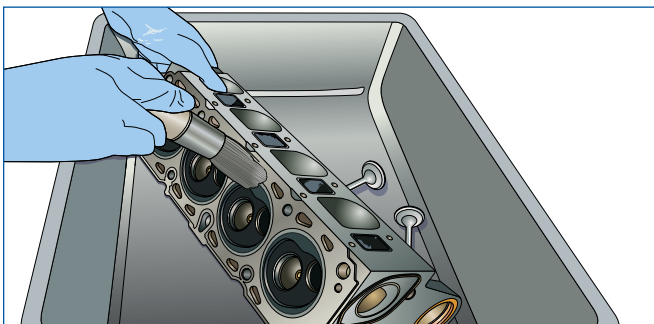
- 1 Prüfen, ob die neue Nockenwelle mit der alten übereinstimmt, insbesondere hinsichtlich der Ölbohrungen.
- 2 Prüfen, ob die Nockenwellenlager nicht stark abgenutzt oder beschädigt sind.



- 3 Prüfen, ob die Ventile, Ventilsitze, Führungen, Federn und Schaftabdichtungen in einwandfreiem Zustand sind. Steuerräder und Steuerketten sollten ebenfalls auf Abnutzung geprüft werden. Bei Bedarf entsprechende Nacharbeiten durchführen. Steuerriemen sollten beim Einbau einer neuen Nockenwelle immer ersetzt werden.



- 4 Überprüfen Sie an einer neuen Nockenwelle stets, ob die Ölkanäle SAUBER und DURCHGÄNGIG sind. Alle Kontaktflächen sorgfältig reinigen und darauf achten, dass die Lager und Kontaktflächen nicht beschädigt werden.



Nach diesen Prüfungen muss der Zusammenbau unter genauer Beachtung folgender Punkte stattfinden:

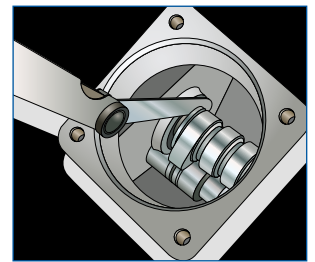
- 5 Neue Schleppebel/ Stößel müssen eingebaut werden. Dies ist besonders wichtig, um einen vorzeitigen Ausfall der Nockenwelle vorzubeugen. Garantieleistungen sind ausgeschlossen wenn diese Arbeiten nicht durchgeführt werden.



- 6 Schmier Sie sorgfältig alle Nockenwellenlager und Nocken mit 'Prelube' oder einem anderen Qualitätsöl.



- 7 Das Spiel am Nockenwellende sollte geprüft und nach den Angaben des Motorenherstellers justiert werden.



- 8 Verwenden Sie neue Payen - Dichtungen und Wellendichtringe.



- 9 Füllen Sie neues Motoröl ein und verwenden Sie einen CHAMPION - Ölfilter.



- 10 Anschließend muss das Ventilspiel geprüft und justiert werden. Achtung: Bei der Verwendung von Hydrostößeln unbedingt darauf achten, dass diese entsprechend der Herstellerhinweise mit Öl befüllt sind.

Die hier aufgeführten Punkte sollen im Zusammenhang mit den Anweisungen des Motorenherstellers verstanden werden. Eine Befolgung dieser Richtlinien plus einer regelmäßigen Wartung sorgt für eine lange und problemlose Haltbarkeit der Nockenwelle.



COMMENT UTILISER CE CATALOGUE

OPEL											
553 Combo		07/94 →									
4	5	6	7	8	9	10	11	12			
1.3 Diesel	A 13 FD	1248cc	Ø 69.60	4 Cyl.	16V	66kW/90PS	DOHC	TD26182			
1.3 Diesel	Y 13 DT	1248cc	Ø 69.60	4 Cyl.	16V	51kW/70PS	DOHC	TD20084			
1.3 Diesel	Z 13 DT	1248cc	Ø 69.60	4 Cyl.	16V	51kW/70PS	DOHC	TD17477			
1.3 Diesel	Z 13 DTJ	1248cc	Ø 69.60	4 Cyl.	16V	55kW/75PS	DOHC	TD18989			
CAM711						FOL233 (x16)	FOL187 (x16) [11]	[11] Hydraulic			
CAM712							21 18 19	20			
1.4	C 14 NZ	1389cc	Ø 77.60	4 Cyl.	8V	44kW/60PS	SOHC	TD4782			
CAM369			14	CKS2369 CKS4369		15	FOL40 (x8)	16	FOL38 (x8) [11] TTP1 (x8)	[11] Hydraulic	
1.4	C 14 SE	1389cc	Ø 77.60	4 Cyl.	8V	60kW/82PS	SOHC	TD4783			
CAM451				CKS2451		FOL40 (x8)	FOL38 (x8) [11] TTP1 (x8)	[11] Hydraulic			

- 1 Numéro de panel
- 2 Modèle de véhicule
- 3 Années d'application
- 4 Moteur Diesel
- 5 Identification du moteur
- 6 Cylindrée du moteur
- 7 Alésage
- 8 Nombre de cylindres
- 9 Nombre de soupapes
- 10 Puissance moteur
- 11 Type de culasse
- 12 Numéro de moteur TecDoc
- 13 Références AE d'arbre à cames
- 14 Références de kit arbre à cames AE (voir contenu des kits dans l'index figurant au dos)
- 15 Références de culbuteurs / de poussoirs AE
- 16 Références de poussoirs hydrauliques AE et patins de butée AE (respectivement)
- 17 Position de montage
- 18 Quantité requise
- 19 Pied de page
- 20 Informations diverses
- 21 Nouvelles références (signalées en bleu)

Ordre du panel:

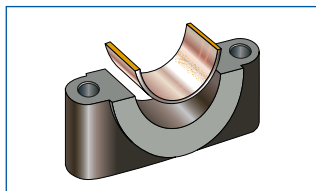
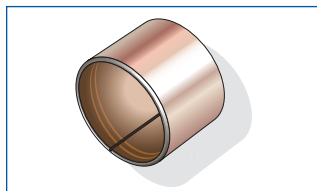
Classement par modèle puis par ordre croissant de cylindrée moteur pour chaque constructeur (hormis les cas logiques de classement par groupes de « familles »).

CONSIGNES DE MONTAGE PIÈCES DE MOTEUR D'ARBRE A CAMES

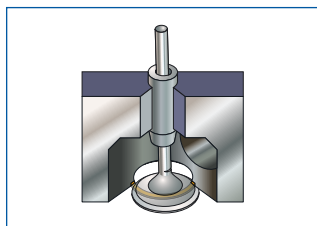
Afin d'assurer une durée de vie maximale au moteur à partir d'un nouvel arbre à cames, il est important d'appliquer les méthodes de montage suivantes:

1 Vérifier que le nouvel arbre à cames est identique à l'ancien arbre à cames, en particulier, en ce qui concerne les passages d'huile.

2 S'assurer que les coussinets de l'arbre à cames ne sont pas usés ou endommagés de façon excessive.

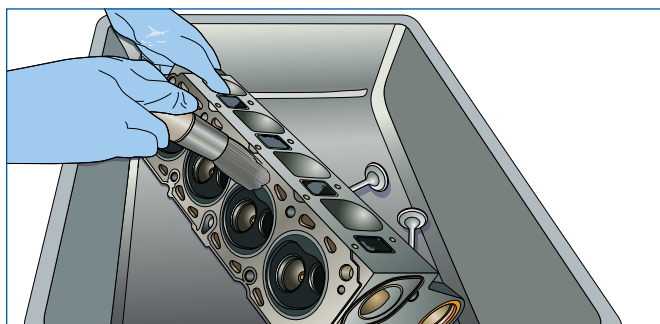


3 Vérifier que les soupapes, sièges de soupape, les guides, les ressorts et les joints d'étanchéité des tiges de soupape sont en bon état. Les engrenages de distribution et les chaînes de distribution doivent être examinés afin de détecter toute usure. Leur remplacement ou leur usinage doivent être effectués selon les besoins. Les courroies de synchronisation doivent toujours être remplacées lors du montage d'un nouvel arbre à cames.



4 Sur le nouvel arbre à came, vérifiez que les passages d'huile sont propres et non obstrués.

Enlever complètement tout agent préservant de toutes les surfaces de contact, en prenant soin de ne pas endommager les coussinets ou les faces de contact.



Après avoir achevé les vérifications ci-dessus, remonter l'ensemble en prêtant une attention particulière aux points suivants:

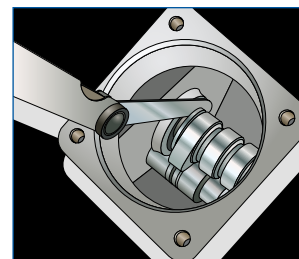
5 De nouveaux galets de came/poussoirs à tige doivent être montés. Cela est très important afin d'éviter une usure prématurée de l'arbre à cames. Les réclamations seront invalidées si cette opération n'est pas effectuée.



6 Graisser à fond tous les coussinets de came et les lobes de l'arbre à cames avec du pre-lube AE ou une huile moteur de bonne qualité.



7 Le jeu axial de l'arbre à cames doit être vérifié et réglé conformément au manuel d'atelier du fabricant de moteur.



8 Utiliser de nouveaux joints d'étanchéité Payen.



9 Remplir le carter avec une nouvelle huile et monter un nouveau filtre à huile Champion.



10 Finalement, les poussoirs à tige doivent être vérifiés et réglés correctement. Cette opération doit être recommencée après un parcours de 800 kms.

Il n'est pas possible d'établir des consignes universelles de montage pour tous les arbres à cames. Les consignes ci-dessus doivent être lues parallèlement avec le manuel d'atelier du fabricant de moteur. L'observation de ces directives, plus un entretien courant régulier, devront assurer au moteur une longue durée de vie sans problèmes à partir d'un nouvel arbre à cames de remplacement.



🇪🇸 CÓMO UTILIZAR ESTE CATÁLOGO

OPEL											
1	2	3	KIT								i
553 Combo		07/94 →									
4	5	6	7	8	9	10	11	12			
1.3 Diesel	A 13 FD	1248cc	Ø 69.60	4 Cyl.	16V	66kW/90PS	DOHC	TD26182			
1.3 Diesel	Y 13 DT	1248cc	Ø 69.60	4 Cyl.	16V	51kW/70PS	DOHC	TD20084			
1.3 Diesel	Z 13 DT	1248cc	Ø 69.60	4 Cyl.	16V	51kW/70PS	DOHC	TD17477			
1.3 Diesel	Z 13 DTJ	1248cc	Ø 69.60	4 Cyl.	16V	55kW/75PS	DOHC	TD18989			
CAM711						FOL233 (x16)	FOL187 (x16) [11]	[11] Hydraulic			
CAM712							21 18 19	20			
1.4	C 14 NZ	1389cc	Ø 77.60	4 Cyl.	8V	44kW/60PS	SOHC	TD4782			
CAM369			14	CKS2369 CKS4369		15	FOL40 (x8)	16	FOL38 (x8) [11] TTP1 (x8)	[11] Hydraulic	
1.4	C 14 SE	1389cc	Ø 77.60	4 Cyl.	8V	60kW/82PS	SOHC	TD4783			
CAM451				CKS2451		FOL40 (x8)	FOL38 (x8) [11] TTP1 (x8)	[11] Hydraulic			

- | | | | |
|----|------------------------|----|--|
| 1 | Número panel | 13 | Referencia Árbol de Levas AE |
| 2 | Modelo del vehículo | 14 | Referencia Kit AE (Ver contenido del kit en el índice en la parte posterior) |
| 3 | Año | 15 | Empujador de válvulas |
| 4 | Motor Diesel | 16 | Referencia de Taqués / Empujadores de Válvula y Platillo AE |
| 5 | Datos del motor | 17 | Lado de montaje |
| 6 | Cilindrara | 18 | Cantidad necesaria por motor |
| 7 | Diámetro del cilindro | 19 | Nota pie de página |
| 8 | Número de cilindros | 20 | Información variada |
| 9 | Número de valvulas | 21 | Nuevas referencias (Resaltadas en azul) |
| 10 | Potencia del motor | | |
| 11 | Diseño de la culata | | |
| 12 | Número de motor TecDoc | | |

Secuencia de los paneles:

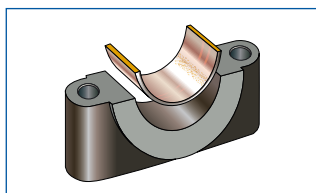
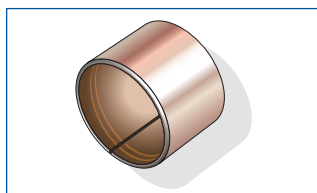
Los paneles se encuentran ordenados por modelo y en orden ascendente de cilindrada dentro de cada marca del fabricante del vehículo.

ÁRBOL DE LEVAS INSTRUCCIONES DE MONTAJE

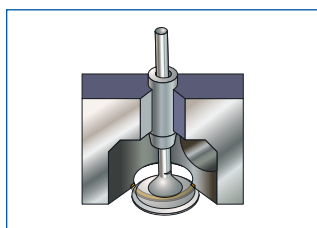
Para asegurar la máxima duración en la sustitución de un Árbol de Levas nuevo, es importante que se lleven a cabo los siguientes procedimientos de montaje:

1 Comprobar que el Árbol de Levas nuevo es igual que el Árbol de Levas viejo, especialmente en lo referente a los pasos de aceite.

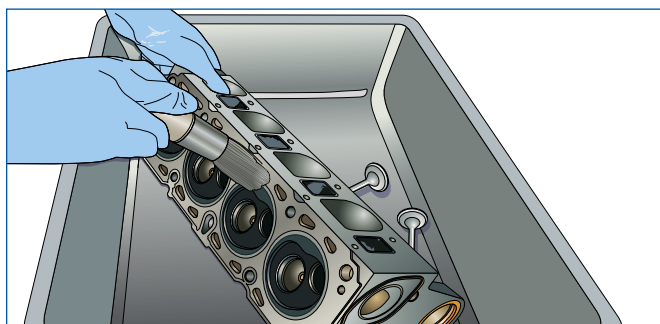
2 Verificar que los casquillos de los Árboles de Levas no estén excesivamente desgastados o deteriorados.



3 Comprobar que las válvulas, los asientos de las válvulas, las guías, los muelles y los retenes de válvula estén servibles. Debería examinarse si están desgastados los engranajes y las cadenas de transmisión. Siempre que resulte necesario deberán mecanizarse o substituirse. Cuando se monte un Árbol de Levas nuevo deben cambiarse siempre las correas de distribución.



4 En el Nuevo árbol de levas, comprobar que el camino de circulación del aceite está limpio y libre. Eliminar a fondo cualquier residuo de todas las superficies de contacto, teniendo cuidado para evitar de no dañar los casquillos o a las superficies de contacto.



Habiendo realizado las verificaciones anteriores, efectuar el re-montaje prestando una atención especial a:

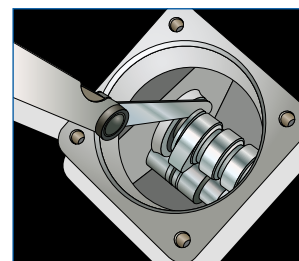
5 Colocarse nuevos taqués/ elevadores al Árbol de Levas. Esto es muy importante para evitar un fallo prematuro del Árbol de Levas. Las garantías quedarán sin validez si no se lleva a cabo esta operación.



6 Lubricar a fondo todos los casquillos y las levas del árbol de Levas con prelube AE o con un aceite de motor de buena calidad.



7 Debería comprobarse y ajustarse el desplazamiento final del eje de distribución de acuerdo con el manual de taller del fabricante del motor.



8 Utilizar nuevas juntas y retenes.



9 Llenar el motor con aceite nuevo y cambiar el filtro de aire por uno nuevo.



10 Finalmente, deberían comprobarse y ajustarse correctamente las excéntricas. Esta operación debería repetirse después de 800 Km de servicio.

Es imposible proporcionar instrucciones de montaje universales para todos los Árboles de Levas. Las indicaciones anteriores deben leerse conjuntamente con el manual de taller del fabricante del motor. El seguimiento de estas instrucciones, además de un mantenimiento regular, asegurará una larga duración exenta de problemas en la substitución de un Árbol de Levas nuevo.



COME SI USA IL CATALOGO

OPEL											
1		2		3		4		5		6	
553		Combo		07/94 →		KIT		i			
4	5	6	7	8	9	10	11	12			
1.3 Diesel	A 13 FD	1248cc	Ø 69.60	4 Cyl.	16V	66kW/90PS	DOHC	TD26182			
1.3 Diesel	Y 13 DT	1248cc	Ø 69.60	4 Cyl.	16V	51kW/70PS	DOHC	TD20084			
1.3 Diesel	Z 13 DT	1248cc	Ø 69.60	4 Cyl.	16V	51kW/70PS	DOHC	TD17477			
1.3 Diesel	Z 13 DTJ	1248cc	Ø 69.60	4 Cyl.	16V	55kW/75PS	DOHC	TD18989			
CAM711 ■		CAM712 ■		FOL233 (x16)		FOL187 (x16) [11]		[11] Hydraulic			
1.4	C 14 NZ	1389cc	Ø 77.60	4 Cyl.	8V	44kW/60PS	SOHC	TD4782			
CAM369		CKS2369 CKS4369		FOL40 (x8)		FOL38 (x8) [11] TTP1 (x8)		[11] Hydraulic			
1.4	C 14 SE	1389cc	Ø 77.60	4 Cyl.	8V	60kW/82PS	SOHC	TD4783			
CAM451		CKS2451		FOL40 (x8)		FOL38 (x8) [11] TTP1 (x8)		[11] Hydraulic			

- 1 Numero pannello
- 2 Modello
- 3 Anno
- 4 Motori Diesel
- 5 Dati motore
- 6 Cilindrata
- 7 Alesaggio
- 8 Numero cilindri
- 9 Numero valvole
- 10 Potenza motore
- 11 Tipologia distribuzione testa cilindri
- 12 Numero motore TecDoc
- 13 Riferimento AE albero a camme
- 14 Riferimento Kit AE, per il contenuto consultare la tabella in fondo al catalogo
- 15 Riferimenti AE Bilanciere / Rullino
- 16 Riferimenti alzata camma AE / Punteria & cuscinetto spinta AE
- 17 Posizione montaggio
- 18 Quantità richiesta per motore
- 19 Commento a piè pagina
- 20 Informazioni varie
- 21 Nuovi inserimenti (evidenziati in blue)

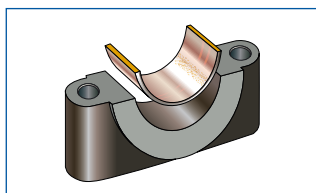
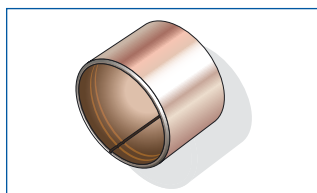
Sequenza pannello:

Modello poi crescedete per cilindrata motor all'interno del costruttore, in alternativa per famiglia.

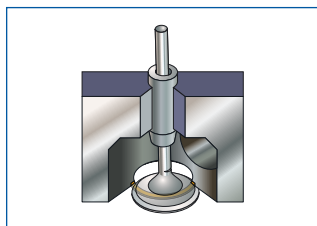
ALBERO A CAMME ISTRUZIONI DI MONTAGGIO

Al fine di garantire la durata massima dell'albero a camme di ricambio, è importante seguire attentamente le istruzioni di montaggio riportate qui di seguito:

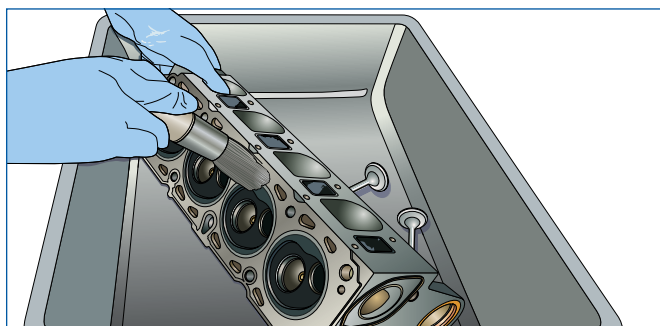
- 1 Controllare che il nuovo albero a camme sia identico al vecchio, in particolare per quanto riguarda i fori per il passaggio dell'olio.
- 2 Controllare che le bronzine dell'albero a camme non siano troppo consumate o danneggiate.



- 3 Controllare che le valvole, le sedi delle valvole, le guide, le molle e le guarnizioni degli steli delle valvole siano in buone condizioni. Verificare che gli ingranaggi della distribuzione e le catene della distribuzione non presentino segni di usura. Provvedere eventualmente alla sostituzione o alla rettifica. Quando si provvede al montaggio di un nuovo albero a camme, sostituire sempre le cinghie di distribuzione.



- 4 **Sul nuovo albero a camme controllare che i canali olio siano PULITI e NON BLOCCATI.**
Togliere gli eventuali preservanti dalle superfici di contatto, facendo attenzione di non danneggiare le bronzine o le superfici di contatto.



Una volta effettuati i controlli suindicati, provvedere al rimontaggio, verificando che:

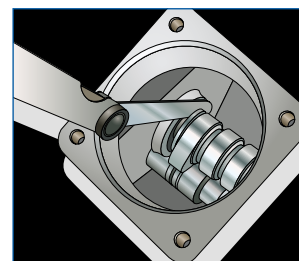
- 5 La punteria sia stata sostituita. Questo punto è particolarmente importante onde evitare dell'albero a camme. L'inosservanza di questo punto comporta l'annullamento delle garanzie.



- 6 **Lubrificare bene le bronzine delle camme e i lobi dell'albero a camme con pre lubrificante AE od olio per motore di buona qualità.**



- 7 Controllare e regolare il gioco assiale dell'albero a camme osservando le istruzioni riportate nel manuale di manutenzione del fabbricante del motore.



- 8 **Usare nuove guarnizioni e sistemi di tenuta.**



- 9 Riempire il carter con olio fresco e sostituire il filtro dell'olio.



- 10 Controllare e regolare opportunamente la punteria ogni 800 chilometri.

Non è possibile fornire istruzioni universali per tutti gli alberi a camme. Le istruzioni di cui sopra devono essere osservate unitamente a quelle riportate sul manuale di manutenzione del fabbricante del motore. L'osservanza delle istruzioni e la manutenzione frequente garantiscono la lunga durata e il corretto funzionamento del nuovo albero a camme.



JAK UŻYWAĆ TEGO KATALOGU

OPEL											
553 Combo		07/94 →									
4	5	6	7	8	9	10	11	12			
1.3 Diesel	A 13 FD	1248cc	Ø 69.60	4 Cyl.	16V	66kW/90PS	DOHC	TD26182			
1.3 Diesel	Y 13 DT	1248cc	Ø 69.60	4 Cyl.	16V	51kW/70PS	DOHC	TD20084			
1.3 Diesel	Z 13 DT	1248cc	Ø 69.60	4 Cyl.	16V	51kW/70PS	DOHC	TD17477			
1.3 Diesel	Z 13 DTJ	1248cc	Ø 69.60	4 Cyl.	16V	55kW/75PS	DOHC	TD18989			
CAM711						FOL233 (x16)	FOL187 (x16) [11]	[11] Hydraulic			
CAM712							21 18 19	20			
1.4	C 14 NZ	1389cc	Ø 77.60	4 Cyl.	8V	44kW/60PS	SOHC	TD4782			
CAM369			14	CKS2369 CKS4369		15	FOL40 (x8)	16	FOL38 (x8) [11] TTP1 (x8)	[11] Hydraulic	
1.4	C 14 SE	1389cc	Ø 77.60	4 Cyl.	8V	60kW/82PS	SOHC	TD4783			
CAM451				CKS2451		FOL40 (x8)	FOL38 (x8) [11] TTP1 (x8)	[11] Hydraulic			

- | | |
|---------------------------|---|
| 1 Numer panelu | 13 Nr wałka rozrządu AE |
| 2 Model pojazdu | 14 Zestawu wałka rozrządu AE, zawartość zestawów patrz index z tyłu |
| 3 Lata produkcji | 15 Dzwigienka zaworowa AE |
| 4 Silnik Diesla | 16 Kompensator luzu AE / nr płytki regulacyjnej |
| 5 Numer silnika | 17 Miejsce montażu |
| 6 Pojemność silnika | 18 Wymagana ilość na silnik |
| 7 Średnica cylindra | 19 Odnośnik |
| 8 Liczba cylindrów | 20 Informacje różne |
| 9 Liczba zaworów | 21 Nowe części (wyróżnione kolorem niebieskim) |
| 10 Moc silnika | |
| 11 Typ głowicy | |
| 12 Numer silnika w TecDoc | |

Kolejność w panelu:

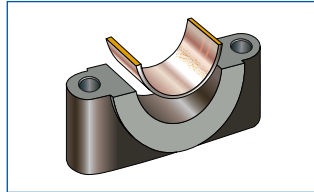
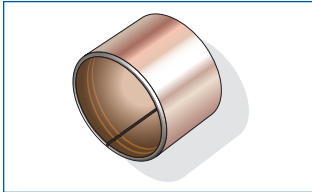
Model, a następnie wg rosnącej pojemności silników w ramach jednego producenta pojazdu, chyba że logicznie zostało uporządkowane w ramach „rodziny”

INSTRUKCJA MONTAŻU WAŁKA ROZRZĄDU

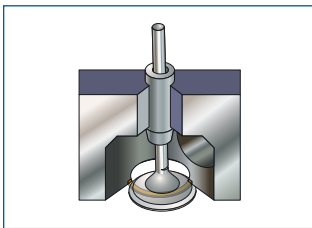
W celu zapewnienia maksymalnego okresu eksploatacji nowego wałka rozrządu i jego podzespołów należy przeprowadzić następujące procedury montażowe:

1 Sprawdzić, czy nowy wałek rozrządu jest taki sam jak wymieniany, dotyczy to zwłaszcza otworów olejowych.

2 Sprawdzić, czy panewki wałka rozrządu nie są zbyt zużyte lub uszkodzone.

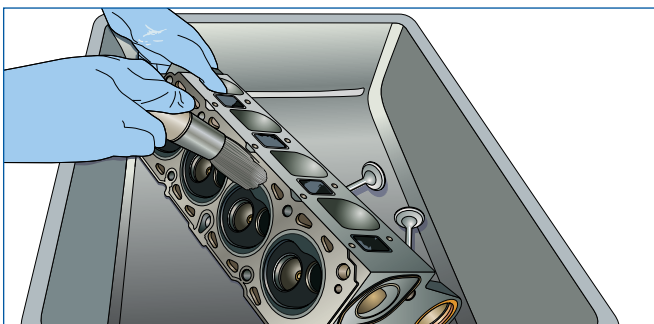


3 Sprawdzić, czy zawory, gniazda zaworów, prowadnice, sprężyny i uszczelki trzonek zaworów są zdadne do użytku. Należy sprawdzić pod kątem zużycia koła i łańcuchy rozrządu. Jeśli to konieczne, przeprowadzić naprawę lub obróbkę skrawaniem. Przy wymianie wałka rozrządu należy zawsze wymienić pasek rozrządu.



4 **W przypadku nowych wałków rozrządu należy sprawdzić czy wszystkie kanały olejowe są niezablokowane i czyste.**

Dokładnie wyczyścić środki konserwujące ze wszystkich powierzchni stykowych uważając, aby nie uszkodzić panewek lub powierzchni przylgowych.



Po wykonaniu powyższych kontroli zmontować ponownie, zwracając szczególną uwagę na następujące kwestie:

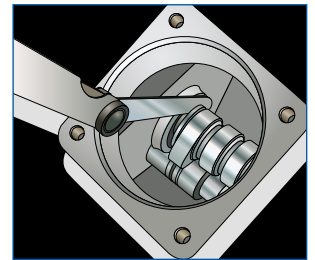
5 **KONIECZNE** jest zamontowanie nowych popychaczy wałka rozrządu. Pozwoli to uniknąć przedwczesnej awarii wałka rozrządu. Jeśli nie zostanie to wykonane, gwarancja jest nieważna.



6 **Dokładnie nasmarować wszystkie panewki rozrządu i powierzchnie robocze wałka za pomocą smaru wstępnego lub dobrej jakości oleju silnikowego.**



7 Należy sprawdzić konieczne luzy wałka rozrządu i wyregulować je zgodnie z podręcznikiem warsztatowym producenta silnika.



8 **Użyć nowych uszczelnień, uszczelki i śrub głowicy Payen.**



9 Wymienić olej silnikowy i zamontować nowy filtr oleju Champion.



10 Na koniec, jeśli ma to zastosowanie, należy sprawdzić i wyregulować popychacze. Operację tę należy powtórzyć po około 800 km przebiegu.

Instrukcje montażu poszczególnych rodzajów wałków różnią się od siebie. Dlatego powyższe uwagi należy stosować wraz z informacjami zawartymi w podręczniku warsztatowym producenta silnika. Przestrzeganie tych wytycznych i regularne serwisowanie zapewnią długie bezproblemowe użytkowanie nowego wałka rozrządu i jego podzespołów.



ИСПОЛЬЗОВАНИЕ КАТАЛОГА

OPEL											
1 2		3			4		5		6		7
553 Combo		07/94 →			KIT		i				
4	5	6	7	8	9	10	11			12	
1.3 Diesel	A 13 FD	1248cc	Ø 69.60	4 Cyl.	16V	66kW/90PS	DOHC			TD26182	
1.3 Diesel	Y 13 DT	1248cc	Ø 69.60	4 Cyl.	16V	51kW/70PS	DOHC			TD20084	
1.3 Diesel	Z 13 DT	1248cc	Ø 69.60	4 Cyl.	16V	51kW/70PS	DOHC			TD17477	
1.3 Diesel	Z 13 DTJ	1248cc	Ø 69.60	4 Cyl.	16V	55kW/75PS	DOHC			TD18989	
CAM711 ■						FOL233 (x16)	FOL187 (x16) [11]			[11] Hydraulic	
CAM712 ■							21 18 19			20	
1.4	C 14 NZ	1389cc	Ø 77.60	4 Cyl.	8V	44kW/60PS	SOHC			TD4782	
CAM369				14		15	16			[11] Hydraulic	
				CKS2369 CKS4369		FOL40 (x8)	FOL38 (x8) [11] TTP1 (x8)				
1.4	C 14 SE	1389cc	Ø 77.60	4 Cyl.	8V	60kW/82PS	SOHC			TD4783	
CAM451				CKS2451		FOL40 (x8)	FOL38 (x8) [11] TTP1 (x8)			[11] Hydraulic	

- | | | | |
|----|---|----|--|
| 1 | Номер панели | 13 | Распределительный вал АЕ |
| 2 | Модель автомобиля | 14 | Комплект распределительного вала АЕ, список комплектов см. на задней стороне |
| 3 | Период выпуска | 15 | Коромысло клапана АЕ |
| 4 | Дизельный двигатель | 16 | Толкатель клапана АЕ |
| 5 | Модель двигателя | 17 | Положение установки (I=впуск; E=выпуск) |
| 6 | Объем двигателя | 18 | Требуемое количество для двигателя |
| 7 | Диаметр цилиндра | 19 | Примечание |
| 8 | Количество цилиндров | 20 | Дополнительная информация |
| 9 | Количество клапанов | 21 | Новые артикулы (выделены голубым цветом) |
| 10 | Мощность двигателя | | |
| 11 | Конструкция головки блока | | |
| 12 | Номер двигателя по классификации TecDoc | | |

Последовательность страниц:

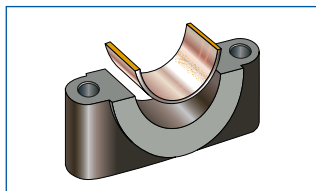
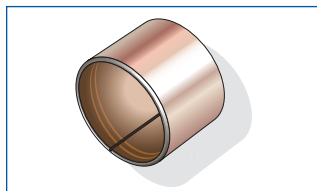
Модель, затем по возрастанию объема двигателя.

ИНСТРУКЦИИ ПО УСТАНОВКЕ РАСПРЕДВАЛА


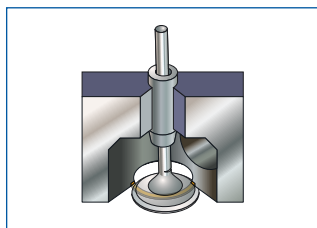
Чтобы обеспечить максимальный срок службы нового распредвала и компонентов ГРМ, очень важно выполнять установку в соответствии с приведенными ниже процедурами:

1 Убедитесь в том, что новый распредвал аналогичен старому, особенно в отношении смазочных каналов.

2 Убедитесь в том, что подшипники/втулки распредвала не имеют значительного износа и не повреждены.

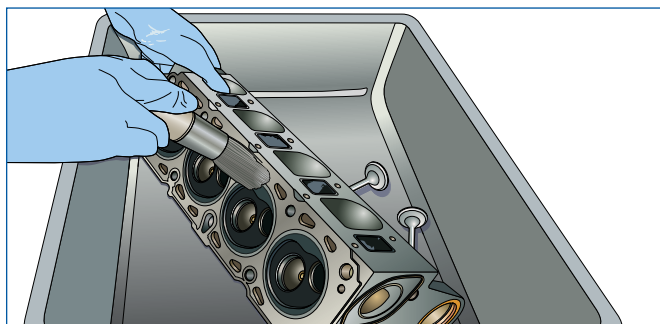


3 Убедитесь в том, что клапаны, гнезда клапанов, направляющие, пружины и уплотнения стержней клапанов исправны. Проверьте износ шестерен и цепей механизма газораспределения. При необходимости выполните замену или ремонт. При установке нового распредвала всегда заменяйте ремни механизма газораспределения.



4 На **НОВОМ** распределительном вале убедитесь, что масляные каналы **ЧИСТЫЕ** и **НЕЗАБЛОКИРОВАННЫЕ**.

Хорошо очистите защитное покрытие со всех поверхностей соприкосновения так, чтобы не повредить втулки или поверхности вала.



После выполнения указанных выше проверок произведите сборку, уделяя особое внимание следующему:

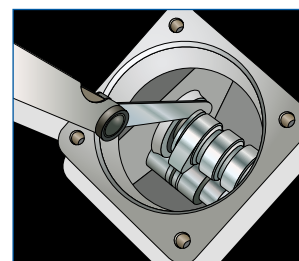
5 **ДОЛЖНЫ** быть установлены новые рокеры/толкатели распредвала. Это очень важно с точки зрения предотвращения преждевременного отказа распредвала. Если данная операция не будет выполнена, гарантия станет недействительной.



6 Хорошо смажьте посадочные места и кулачки распредвала предпусковой смазкой или высококачественным моторным маслом.



7 Проверьте осевой люфт распредвала и отрегулируйте его в соответствии с руководством по ремонту производителя двигателя.



8 Используйте новые прокладки, уплотнения и болты ГБЦ.



9 Замените моторное масло и установите новый масляный фильтр.



10 И, наконец, где применимо, проверьте толкатели и отрегулируйте их соответствующим образом. Эту операцию следует повторить примерно через 800 км пробега.

Невозможно составить универсальные инструкции по установке для всех распредвалов. Поэтому приведенные выше замечания следует использовать вместе с руководством по ремонту производителя двигателя. Соблюдение данных инструкций и регулярное обслуживание обеспечат продолжительный безаварийный срок службы нового распредвала и установленных компонентов ГРМ.



TERMS OF BUSINESS

IMPORTANT

Reproduction of this catalogue or parts thereof is only allowed with our explicit permission in writing. Pictorial representations and design are copyrighted. Claims for damages, of any form whatsoever, resulting from details made in this catalogue or from incorrect use, application, storage or handling, are explicitly excluded. Contractual rights and any resulting or related claims based thereon, irrespective of form, initially come into being on the basis of a separate written agreement, in particular on the basis of our general terms of sale and delivery. All former statements lose their validity with the publication of this catalogue.

The catalogue is not an operating manual for the use and installation of camshafts, kits and components.

It does not contain any advice in a legal sense. The catalogue neither replaces the constantly applicable technical regulations – particularly for tolerances – nor the installation and maintenance stipulations of the individual engine manufacturer.

Also, it is not possible to forego the expertise of those carrying out the installation and application. The individual references made in this catalogue for the installation and the application of camshafts, kits and components are instructions solely for the technically qualified specialist and are to be checked and verified by them for their suitability in each case. Federal-Mogul accepts no responsibility for application decisions. The contents of the catalogue are not intended to create or substitute any contractual agreement which has to be reserved exclusively to a separate agreement between 2 identified parties, whereby seller can be only one of our Federal-Mogul entities as mentioned on the inside back cover. The right is retained to correct errors and alterations, particularly with regard to amendments in the engine manufacturers' details and stipulations.

ZUR BEACHTUNG

Die Reproduktion dieses Katalogs ist nur mit unserer ausdrücklichen Genehmigung gestattet. Bildliche Darstellungen und der Entwurf sind urheberrechtlich geschützt. Schadenersatzansprüche in jedweder Form unter Berufung auf die Angaben in diesem Katalog oder infolge unsachgemäßen Gebrauchs, unsachgemäßer Anwendung, Lagerung oder Handhabung sind ausdrücklich ausgeschlossen. Vertragliche Rechte und etwaige hieraus folgende oder abgeleitete Ansprüche jedweder Art werden erst durch getrennte schriftliche Vereinbarung, im Besonderen auf der Grundlage unserer allgemeinen Verkaufs- und Lieferbedingungen, begründet. Mit Erscheinen dieses Katalogs verlieren alle früheren Angaben ihre Gültigkeit.

Der Katalog stellt keine Anleitung für den Gebrauch und den Einbau von Nockenwellen, Reparatur-Sätze & Komponenten. Es werden keine Ratschläge im rechtlichen Sinne abgegeben. Der Katalog ersetzt weder die jeweils geltenden technischen Maßgaben – insbesondere für Toleranzen – noch die Einbau- und Wartungsvorschriften des jeweiligen Motorenherstellers. Auch ist die Sachkenntnis derer, die den Einbau und die Anwendung vornehmen, eine wesentliche Größe. Die Aussagen in diesem Katalog zum Einbau und Einsatz von Nockenwellen, Reparatur-Sätze & Komponenten richten sich ausschließlich an den technisch versierten Fachmann und sind von diesem von Fall zu Fall auf Eignung und Gültigkeit zu überprüfen. Federal-Mogul übernimmt keine Verantwortung für Anwendungsentscheidungen.

Der Inhalt des Katalogs begründet oder ersetzt keine vertragliche Vereinbarung, welche ausschließlich einer getrennten Vereinbarung zwischen zwei bestimmten Parteien vorbehalten sein muss, in der die Verkäuferpartei eine unserer, innen im Rückdeckel, genannten Federal-Mogul Gesellschaften ist. Das Recht auf Berichtigung von Irrtümern und Abänderungen, insbesondere hinsichtlich geänderter Angaben und Bestimmungen der Motorenhersteller, bleibt vorbehalten.

IMPORTANT

La reproduction de ce catalogue, même partielle, n'est autorisée qu'avec notre accord préalable et par écrit. Les illustrations graphiques et la présentation font l'objet d'un copyright. Nous excluons toutes réclamations ayant pour objet ce catalogue ou pouvant résulter de son incompréhension, portant sur de mauvaises utilisations, manipulations, manutentions ou mauvais stockage. Des droits contractuels et des droits dérivés, de quelque nature qu'ils soient, ne peuvent résulter que d'un accord écrit, sur la base de nos conditions générales de ventes et de livraisons. Ce catalogue annule et remplace toute édition antérieure.

Le catalogue n'est pas une notice d'utilisation et de montage des arbres à cames, kits et composants. Il ne contient pas de directives en tant que telles.

Le catalogue ne remplace ni les prescriptions techniques, toujours prioritaires, particulièrement pour les tolérances, ni les prescriptions de montage et d'entretien des fabricants des moteurs figurant dans ce catalogue. Il ne peut en aucun cas remplacer les connaissances professionnelles nécessaires pour le montage et l'utilisation des produits. Les remarques données pour le montage et l'utilisation des arbres à cames, kits et composants sont exclusivement destinées au professionnel averti et de formation technique, à qui il appartiendra de vérifier la conformité des indications pour chaque cas. La responsabilité quant aux décisions d'utilisation ne peut être prise en charge par Federal-Mogul.

Le contenu de ce catalogue ne peut constituer ou remplacer un contrat qui doit faire l'objet d'un document séparé établi entre 2 parties, dont l'une doit être une entité légale de Federal-Mogul (dont la liste figure sur la couverture arrière). Nous nous réservons le droit d'apporter toutes corrections d'erreurs et modifications, suite notamment à de nouvelles données fournies par les constructeurs.

IMPORTANTE

Queda totalmente prohibida la reproducción, total o parcial, del contenido de este catálogo, salvo previa autorización nuestra, realizada por escrito. Están, asimismo, reservados todos los derechos sobre el diseño y presentación del catálogo. No se aceptará ningún tipo de reclamación que esté basada en la interpretación de los datos contenidos en este catálogo, así como en el incorrecto uso, manipulación o almacenaje de nuestras piezas. Únicamente se aceptarán reclamaciones que estén basadas en derechos contractuales o en los motivos arriba indicados, siempre que exista un acuerdo especial y por escrito basado en nuestras condiciones generales de venta y suministro. Con la edición de este catálogo queda anulada toda la información contenida en catálogos anteriores.

El catálogo no es un manual para el uso e instalación de los Árboles de Levas, kits y Componentes, y no representa una asesoría técnica en el sentido legal.

Los datos del catálogo no sustituyen, en ningún caso, a las especificaciones técnicas, tanto en lo que se refiere a tolerancias como a las instrucciones de instalación y mantenimiento, indicadas por los fabricantes de los motores, especificaciones que serán siempre prioritarias. Se entiende que el uso y montaje de estas piezas está encomendado a personal debidamente cualificado. Las indicaciones sobre uso y montaje de los Árboles de Levas, kits y Componentes, contenidas en este catálogo, están exclusivamente dirigidas a profesionales con la debida capacitación y formación técnica, que deben decidir en cada caso sobre la exactitud de las mismas. La responsabilidad de estas decisiones no puede ser, en ningún caso atribuidas a Federal-Mogul. La información facilitada en el catálogo no representa o sustituye ningún tipo de acuerdo, quedando a tal efecto, el acuerdo por separado entre dos partes donde sólo entidades de Federal-Mogul, pueden ser identificadas como la parte vendedora como se menciona en la contraportada. Los datos e instrucciones contenidos en este catálogo podrán ser corregidos o modificados sin previo aviso.

TERMS OF BUSINESS

IMPORTANTE

La riproduzione di questo catalogo, anche parziale, è permessa soltanto in seguito ad una autorizzazione scritta. I grafici ed i disegni sono a marchio depositato e depositato coperti da copyright. Reclami per difetti, di qualsiasi natura essi siano, relativi al contenuto di questo catalogo, o all'uso improprio, verranno respinti. Le pretese avanzate o i reclami dovranno essere in conformità con le nostre condizioni generali di vendita. Il presente catalogo annulla e sostituisce tutte le edizioni precedenti.

Il catalogo non è un manuale per l'utilizzo ed il montaggio di alberi a camme, kit e componenti. Non contiene indicazioni in questo senso inoltre, non sostituisce le descrizioni tecniche, sempre prioritarie, in particolare per le tolleranze, né le istruzioni relative al montaggio ed alla manutenzione date dai costruttori dei rispettivi motori. Non può in nessun caso essere paragonato alla conoscenza professionale necessaria per il montaggio e l'utilizzo. Le considerazioni sul montaggio di alberi a camme, kit e componenti, fatte su questo catalogo, sono destinate esclusivamente a professionisti con formazione tecnica i quali verificheranno l'esattezza delle informazioni, in ogni caso. Le responsabilità derivanti dall'utilizzo improprio dello stesso non potranno essere addebitate alla Federal-Mogul.

I contenuti del catalogo non sostituiscono in alcun modo gli accordi contrattuali che sono riservati esclusivamente a due contraenti definiti; come venditore si intende una delle società Federal-Mogul menzionate sul retro del catalogo. Ci riserviamo il diritto di apportare correzioni e modifiche al contenuto del catalogo su istruzioni ricevute dal costruttore del motore.

WAŻNE

Reprodukcja tego katalogu lub jego części jest możliwa tylko za wyraźną zgodą na piśmie. Ilustracje i grafika są chronione prawem autorskim. Roszczenia dotyczące szkód, niezależnie od formy, wynikających z przedstawionych w tym katalogu treści lub z nieprawidłowego użycia, zastosowania, przechowywania lub obsługi są w sposób wyraźny wyłączone. Prawa umowne i inne wynikające lub związane z roszczeniami na nimi opartymi, niezależnie od formy, są tworzone na podstawie oddzielnej umowy pisemnej, w szczególności na podstawie naszych ogólnych warunków sprzedaży i dostawy. Wszystkie wcześniejsze oświadczenia tracą ważność wraz z opublikowaniem tego katalogu.

Katalog nie jest instrukcją obsługi i instalacji wałków rozrządu, zestawów i komponentów. Nie zawiera porad w sensie prawnym. Katalog nie zastępuje obowiązujących uregulowań technicznych – zwłaszcza w zakresie tolerancji – ani opisów montażu i konserwacji poszczególnych producentów silników. Nie jest również możliwe pominięcie doświadczenia osób dokonujących doboru i przeprowadzających montaż części. Poszczególne odniesienia zawarte w tym katalogu, a dotyczące doboru, montażu i stosowania wałków rozrządu, zestawów i komponentów, są instrukcjami wyłącznie dla wykwalifikowanego technicznie specjalisty, który w każdym przypadku musi je sprawdzić i zweryfikować ich przydatność. Federal-Mogul nie przyjmuje odpowiedzialności za decyzje dotyczące zastosowania.





Zawartość tego katalogu nie stanowi ani nie zastępuje umowy, która może być zawarta jedynie jako oddzielny dokument podpisany przez dwie strony, przy czym sprzedawcą może być tylko jedna z jednostek koncernu Federal-Mogul, zgodnie z opisem na wewnętrznej stronie tylnej okładki. Zachowane zostaje prawo korygowania błędów i wprowadzania zmian, zwłaszcza odnośnie zmian dotyczących parametrów i warunków pracy określonych przez producentów silników.





ВАЖНО

Воспроизводство данного каталога или его частей позволено только с нашего явного разрешения в письменной форме. Иллюстрации и дизайн защищены авторским правом. Любые требования о возмещении ущерба, исходя из содержания каталога или от неправильного использования, хранения или обращения явно исключены. Договорные права и любые связанные требования базировались, независимо от формы, на отдельном первоначальном письменном соглашении, в особенности на основе наших общих условий продаж и поставок. Все прежние утверждения теряют свою юридическую силу с публикацией данного каталога. Каталог не операционное руководство для использования и установки распределительных валов, комплектов и компонентов. Он не содержит совета в юридическом смысле. Каталог не заменяет применяемых технических инструкций – особенно при допусках – соглашений установки и обслуживания отдельного автопроизводителя. Кроме того, невозможно предсказать профессионализм тех, кто выполняет установку и ремонт. Отдельные ссылки, сделанные в этом каталоге для установки и замены распределительных валов, комплектов и компонентов являются инструкциями исключительно для технически компетентного специалиста и должны быть проверены им в каждом случае. Federal-Mogul не несет ответственности за ремонтные работы. Содержание каталога не предназначено для того, чтобы создавать или заменять любые договорные соглашения, которые должны быть сохранены исключительно к отдельному соглашению между 2мя сторонами, посредством чего продавец может быть только одним из юридических лиц Federal-Mogul как упомянуто на странице обратной стороны. Сохраняется право, исправлять ошибки и изменения, особенно относительно к поправкам по деталям изготовителей двигателя и их условиям.





NEW PARTS LIST

Liste der Neuaufnahmen • Eleco Codici Nuovi • Liste des nouvelles références
Lista de referencias nuevas • Lista nowych części • Список новой продукции

			
CAM802	OPEL X 10 XE VAUXHALL X 10 XE	CAM928	SKODA ASZ, ATD, AVB, AVF, AWX, AXR, BJB, BKC, BLT, BSW, BXE VOLKSWAGEN AJM, ANU, ARL, ASZ, ATD, ATJ, AUY, AVB, AVF, AVQ, AWX, AXB, AXC, AXR, BEW, BJB, BKC, BLT, BRU, BSW, BTB, BXE, BXF
CAM913	AUDI ADP, AEH, AHL, AKL, ANA, APF, ARM SEAT AEH, AFT, AGG, AKL, APF, AUR SKODA AEG, AEH, AKL VOLKSWAGEN ADP, AEG, AEH, AFT, AGG, AHL, AKL, AKR, AKS, ANA, APF, ARM, ATU, AUR, AWF, AWG, AWH	CAM929	OPEL Z 12 XEP, Z 14 XEP SUZUKI Z 12 XEP VAUXHALL Z 12 XEP, Z 14 XEP
CAM914	AUDI AJM, ASZ, ATD, ATJ, AVB, AVF, AWX, AXR, BKC, BXE FORD ANU, ASZ, AUY, BTB SEAT ANU, ARL, ASZ, ATD, AUY, AXR, BJB, BKC, BLT, BPX, BTB, BUK, BXE, BXF SKODA ASZ, ATD, AVB, AVF, AWX, AXR, BJB, BKC, BLT, BSW, BXE VOLKSWAGEN AJM, ANU, ARL, ASZ, ATD, ATJ, AUY, AVB, AVF, AVQ, AWX, AXB, AXC, AXR, BEW, BJB, BKC, BLT, BRU, BSW, BTB, BXE, BXF	CAM930	SEAT AER, ALD, ALL, ANV, AUC VOLKSWAGEN AER, ALD, ALL, ANV, AUC
CAM916	VOLKSWAGEN AXD, AXE, BAC, BLJ, BLK	CAM931	OPEL X 16 SZ VAUXHALL X 16 SZ
CAM917	OPEL A 12 XER, A 14 XER, X 12 XE, Z 12 XE, Z 14 XEL VAUXHALL A 12 XER, A 14 XER, X 12 XE, Z 12 XE	CAM932	SMART M 160.910, M 160.920, M 160.921, M 160.922, M 160.923, M 160 E6AL B03, M 160 E6AL B04, M 160 E6AL B05
CAM918	OPEL Z 10 XE, Z 10 XEP SUZUKI Z 10 XEP VAUXHALL A 10 XEP, Z 10 XE, Z 10 XEP	CAM933	AUDI BKE, BPW, BRB VOLKSWAGEN BHW
CAM919	FORD H9FB, H9FD, JXFA, JXFC, PHFA, PHFC	CAM934	AUDI BAU, BCZ, BDG, BDH, BND SKODA BDG VOLKSWAGEN BAU, BDG, BDH
CAM920	FORD H9FB, H9FD, JXFA, JXFC, PHFA, PHFC	CAM935	AUDI BAU, BCZ, BDG, BDH, BND SKODA BDG VOLKSWAGEN BAU, BDG, BDH
CAM921	DACIA K9K 790, K9K 796 NISSAN K9K 700, K9K 704, K9K 710, K9K 714, K9K 722, K9K 728 RENAULT K9K 700, K9K 702, K9K 704, K9K 710, K9K 712, K9K 714, K9K 718, K9K 722, K9K 728, K9K 729, K9K 740, K9K 750, K9K 752, K9K 766, K9K 790, K9K 796 SUZUKI K9K 700	CAM936	AUDI BAU, BCZ, BDG, BDH, BND SKODA BDG VOLKSWAGEN BAU, BDG, BDH
CAM922	SEAT AZQ, BME SKODA AZQ, BME VOLKSWAGEN AZQ, BME	CAM937	AUDI BAU, BCZ, BDG, BDH, BND SKODA BDG VOLKSWAGEN BAU, BDG, BDH
CAM923	SEAT AZQ, BME SKODA AZQ, BME VOLKSWAGEN AZQ, BME	CAM938	AUDI AZV, BKD, BLB, BNA SEAT AZV, BKD SKODA AZV, BKD VOLKSWAGEN AZV, BKD, BKP, BMA, BMR, BMV, BVE, BWV
CAM924	AUDI AUA, BBY SEAT AFK, AHW, APE, AUA, AXP, BBY, BCA, BKY, BXW, CGGB SKODA AUA, AXP, BBY, BKY, BXW, CGGB VOLKSWAGEN AFK, AHW, AKQ, APE, AUA, AXP, BBY, BKY, CGGB	CAM939	AUDI AZV, BKD, BLB, BMN, BNA, BRD, BRE, BRF, BUY, BVA, BVF, BVG SEAT AZV, BKD, BMN SKODA AZV, BKD, BMN VOLKSWAGEN AZV, BKD, BKP, BMA, BMN, BMR, BMV, BUZ, BVE, BWV
CAM925	AUDI AUA, BBY SEAT ATN, AUA, AUS, AZD, BBY, BCB, BKY, CGGB SKODA AUA, AXP, BBY, BCA, BKY, BUD, CGGB VOLKSWAGEN ATN, AUA, AUS, AXP, AZD, BBY, BCA, BCB, BKY, BUD, CGGB, CMAA	CAM942	NISSAN YD25DDTi
CAM926	NISSAN G9T 722, G9U 650, G9U 720, G9U 730 OPEL G9T 720, G9T 722, G9T 750, G9U 630, G9U 632, G9U 650, G9U 720, G9U 724, G9U 730, G9U 750, G9U 754 RENAULT G9T 600, G9T 605, G9T 606, G9T 607, G9T 642, G9T 645, G9T 700, G9T 702, G9T 703, G9T 706, G9T 707, G9T 710, G9T 712, G9T 720, G9T 722, G9T 742, G9T 743, G9T 750, G9U 630, G9U 632, G9U 650, G9U 720, G9U 724, G9U 730, G9U 750, G9U 754 VAUXHALL G9T 720, G9T 722, G9T 750, G9U 630, G9U 720, G9U 724, G9U 730, G9U 750, G9U 754	CAM943	NISSAN YD25DDTi
CAM927	NISSAN G9T 722, G9U 650, G9U 720, G9U 730 OPEL G9T 720, G9T 722, G9T 750, G9U 630, G9U 632, G9U 650, G9U 720, G9U 724, G9U 730, G9U 750, G9U 754 RENAULT G9T 600, G9T 605, G9T 606, G9T 607, G9T 642, G9T 645, G9T 700, G9T 702, G9T 703, G9T 706, G9T 707, G9T 710, G9T 712, G9T 720, G9T 722, G9T 742, G9T 743, G9T 750, G9U 630, G9U 632, G9U 650, G9U 720, G9U 724, G9U 730, G9U 750, G9U 754 VAUXHALL G9T 720, G9T 722, G9T 750, G9U 630, G9U 720, G9U 724, G9U 730, G9U 750, G9U 754	CAM944	OPEL A 20 DT, A 20 DTC, A 20 DTE, A 20 DTH, A 20 DTJ, A 20 DTL, Y 20 DTJ, Z 19 DTH, Z 19 DTJ, Z 20 DTJ SAAB A 19 DTR, A 20 DTH, Z19DTH, Z 19 DTR VAUXHALL A 20 DT, A 20 DTC, A 20 DTE, A 20 DTH, A 20 DTJ, A 20 DTL, Y 20 DTJ, Z 19 DTH, Z 19 DTJ, Z 20 DTJ
CAM928	AUDI AJM, ASZ, ATD, ATJ, AVB, AVF, AWX, AXR, BKC, BXE FORD ANU, ASZ, AUY, BTB SEAT ANU, ARL, ASZ, ATD, AUY, AXR, BJB, BKC, BLT, BPX, BTB, BUK, BXE, BXF	CAM945	OPEL A 20 DT, A 20 DTC, A 20 DTE, A 20 DTH, A 20 DTJ, A 20 DTL, Y 20 DTJ, Z 19 DTH, Z 19 DTJ, Z 20 DTJ SAAB A 19 DTR, A 20 DTH, Z19DTH, Z 19 DTR VAUXHALL A 20 DT, A 20 DTC, A 20 DTE, A 20 DTH, A 20 DTJ, A 20 DTL, Y 20 DTJ, Z 19 DTH, Z 19 DTJ, Z 20 DTJ
		CAM946	CHEVROLET A 17 DTE OPEL A 17 DT, A 17 DTC, A 17 DTE, A 17 DTF, A 17 DTI, A 17 DTJ, A 17 DTL, A 17 DTR, A 17 DTS, Z 17 DT, Z 17 DTJ, Z 17 DTR VAUXHALL A 17 DT, A 17 DTC, A 17 DTE, A 17 DTF, A 17 DTJ, A 17 DTL, A 17 DTR, A 17 DTS, Z 17 DTJ, Z 17 DTR
		CAM947	CHEVROLET A 17 DTE OPEL A 17 DT, A 17 DTC, A 17 DTE, A 17 DTF, A 17 DTI, A 17 DTJ, A 17 DTL, A 17 DTR, A 17 DTS, Z 17 DT, Z 17 DTJ, Z 17 DTR VAUXHALL A 17 DT, A 17 DTC, A 17 DTE, A 17 DTF, A 17 DTJ, A 17 DTL, A 17 DTR, A 17 DTS, Z 17 DTJ, Z 17 DTR
		CAM948	ALFA ROMEO 192 A5.000, 192 B1.000, 937 A4.000, 937 A5.000, 937 A6.000, 937 A8.000, 939 A2.000, 939 A8.000 FIAT 192 A5.000, 192 B1.000, 937A4.000, 937A5.000, 939 A2.000, 939 A8.000 OPEL Z 19 DTH, Z 19 DTJ SAAB Z19DTH VAUXHALL Z 19 DTH, Z 19 DTJ

							
CAM949	ALFA ROMEO	192 A5.000, 192 B1.000, 198 A2.000, 844 A2.000, 937 A4.000, 937 A5.000, 937 A6.000, 937 A8.000, 939 A2.000, 939 A8.000, 955 A3.000, 955 A4.000		CAM963	TOYOTA	1ZZ-FE	
	CHRYSLER	198 A2.000		CAM964	TOYOTA	1ZZ-FE	
	FIAT	192 A5.000, 192 B1.000, 198 A2.000, 198 A3.000, 198 A5.000, 198 A6.000, 263 A3.000, 350 A2.000, 844 A2.000, 937A4.000, 937A5.000, 939 A2.000, 939 A8.000, 955 A3.000, 955 A4.000		CAM965	HYUNDAI	D4FA	
	LANCIA	198 A2.000, 198 A5.000, 350 A2.000, 350 A3.000, 844 A1.000, 844 A2.000, 955 A4.000			KIA	D4FA	
	OPEL	A 20 FD, Z 19 DTH, Z 19 DTJ		CAM966	HYUNDAI	D4FA, D4FB	
	SAAB	Z19DTH			KIA	D4FA	
	VAUXHALL	A 20 FD, Z 19 DTH, Z 19 DTJ		CAM967	HYUNDAI	D3-EA	
CAM950	OPEL	X 14 SZ		CAM968	VOLKSWAGEN	BDJ, BDK, BST	
	VAUXHALL	X 14 SZ		CAM969	CITROËN	8HR (DV4C), 9HD (DV6C), 9HH (DV6DUM), 9HL (DV6C), 9HM (DV6UC), 9HP (DV6DTE), 9HR (DV6C), 9HZ (DV6FC)	
CAM951	OPEL	Z 22 SE			FORD	T1BA, T1BB, T1BC, T1DA, T1DB, T3DA, T3DB, T3JA	
	VAUXHALL	Z 22 SE			PEUGEOT	DV4C (8HP), DV4C (8HR), DV6C (9HL), DV6C (9HR), DV6CTED (9HD), DV6DTE (9HP), DV6DUM (9HH), DV6ETEDM (9HK), DV6UC (9HM)	
CAM952	OPEL	Z 22 SE		CAM970	HYUNDAI	D4EA, D4EA-F, D4EA-V	
	VAUXHALL	Z 22 SE			KIA	D4EA	
CAM953	FORD	ABFA, D3FA, D5BA, D6BA, F3FA, F1FA, FMBA, HJBA, HJBB, HJBC, N7BA, QJBA, QJBB, QJBC, QJBD, SDBA		CAM971	HYUNDAI	G4E-A, G4EB, G4EH, G4EK	
CAM954	FORD	ABFA, D3FA, D5BA, D6BA, F3FA, F1FA, FMBA, HJBA, HJBB, HJBC, N7BA, QJBA, QJBB, QJBC, QJBD, SDBA		CAM972	CHEVROLET	F8CV	
CAM955	FORD	CYFA, CYFB, CYFC, CYFD, DRFA, DRFB, DRFC, DRFD, DRFE, P8FA, P8FB, PGFA, PGFB, QVFA, QVFA, SRFA, SRFB, SRFC, SRFD, SRFE, UHFA, UHFB, UHFC			DAEWOO	F8CV	
CAM956	FORD	P8FA, P8FB, PGFA, PGFB, QVFA, QVFA, SRFA, SRFB, SRFC, SRFD, SRFE, UHFA, UHFB, UHFC		FOL186	BMW	M47 D20 (204D1), M47 D20 (204D4), M 47 N 204 D4, M57 D25 (256D1), M 57 D25 TU, M 57 D30, M57 D30 (306D1), M57 D30 (306D2), M57 D30 (306D3), M57 D30 (306D4), M57 D30 (306D5), M 57 N2 306 D3, M 57 N 256 D4, M 57 N 306 D4, M67 D39 (398D1), M 57 306 D3, N 67 N 448 D2	
CAM957	CITROËN	KFU (ET3J4)			LAND ROVER	204D3	
	PEUGEOT	ET3J4 (KFU)			OPEL	Y 25 DT	
CAM958	CITROËN	KFU (ET3J4)			ROVER	204 D2, M 47 R	
	PEUGEOT	ET3J4 (KFU)			VAUXHALL	Y 25 DT	
CAM959	CITROËN	NFR (TU5JP4B), NFU (TU5JP4)		FOL187	ALFA ROMEO	192 A5.000, 192 B1.000, 198 A2.000, 199 A3.000, 199 B1.000, 199 B4.000, 841 G.000, 841 H.000, 841 M.000, 841 N.000, 844 A2.000, 936 B.000, 937 A4.000, 937 A5.000, 937 A6.000, 937 A8.000, 939 A2.000, 939 A3.000, 939 A8.000, 939 A9.000, 939 B1.000, 939 B3.000, 939 B4.000, 940 A1.000, 940 A3.000, 940 A4.000, 955 A3.000, 955 A4.000	
	PEUGEOT	TU5JP4 (N6A), TU5JP4 (NFU), TU5JP4B (NFR)			CHEVROLET	LDV, LSF, Z 13 DTJ	
CAM960	CITROËN	NFR (TU5JP4B), NFU (TU5JP4)			CHRYSLER	198 A2.000, 199 B1.000	
	PEUGEOT	TU5JP4 (N6A), TU5JP4 (NFU), TU5JP4B (NFR)			CITROËN	FHZ (F13DTE5)	
CAM961	AUDI	CAGA, CAGB, CAGC, CAHA, CAHB, CAYB, CAYC, CBAA, CBAB, CBBB, CFFA, CFFB, CFGC, CFGC, CFGD, CFHB, CFHD, CGLA, CGLB, CGLC, CGLD, CGLE, CJCA, CJCB, CJCC, CJCD, CLJA, CLLB, CMEA, CMFA, CMFB, CMGA, CMGB			FIAT	169 A1.000, 188 A8.000, 188 A9.000, 192 A5.000, 192 B1.000, 198 A2.000, 198 A3.000, 198 A5.000, 198 A6.000, 199 A1.000, 199 A2.000, 199 A3.000, 199 A9.000, 199 B1.000, 199 B2.000, 199 B4.000, 223 A9.000, 250 A1.000, 263 A1.000, 263 A2.000, 263 A3.000, 350 A2.000, 844 A2.000, 937A4.000, 937A5.000, 939 A2.000, 939 A3.000, 939 A8.000, 955 A3.000, 955 A4.000, F1AE0481C, F1AE0481D, F1AE0481N, F1AE3481D, F1AE3481E, F1AE3481G, F1CE0441A, F1CE0481D, F1CE3481E, F1CE3481M, F1CE3481N	
	SEAT	CAGA, CAGC, CAHA, CAYA, CAYB, CAYC, CEGA, CFFA, CFFB, CFFE, CFGC, CFGC, CFHC, CFHD, CFJA, CGLB, CJCA, CJCC, CLCB, CLNA			FORD	FD4	
	SKODA	CAYA, CAYB, CAYC, CBBB, CBDB, CEGA, CFFB, CFGC, CFHA, CFHC, CFHF, CFJA, CLCA, CLCB, CLJA, CLNA			IVECO	F1AE 0481 A, F1AE 0481 B, F1AE 0481 M, F1CE 0481 A, F1CE 0481 FA, F1CE 0481 HA	
	VOLKSWAGEN	CAAA, CAAB, CAAC, CAAD, CAAE, CAYA, CAYB, CAYC, CAYD, CAYE, CBAA, CBAB, CBAC, CBBA, CBBB, CBDA, CBDB, CBDC, CCHA, CCHB, CDBA, CDCA, CEGA, CFCA, CFFA, CFFB, CFFD, CFFE, CFGC, CFGC, CFHB, CFHC, CFHE, CFHF, CFJA, CFJB, CJAA, CKTB, CKTC, CKUB, CKUC, CLCA, CLCB, CLJA, CLLA, CLNA, CNEA, CNFA, CNFB, CSHA, CSLB			LANCIA	188 A9.000, 198 A2.000, 198 A5.000, 199 A2.000, 199 A3.000, 199 B1.000, 350 A2.000, 350 A3.000, 841 G.000, 841 P.000, 844 A1.000, 844 A2.000, 939 B1.000, 955 A4.000	
CAM962	AUDI	CAGA, CAGB, CAGC, CAHA, CAHB, CAYB, CAYC, CBAA, CBAB, CBBB, CFFA, CFFB, CFGC, CFGC, CFGD, CFHB, CFHD, CGLA, CGLB, CGLC, CGLD, CGLE, CJCA, CJCB, CJCC, CJCD, CLJA, CLLB, CMEA, CMFA, CMFB, CMGA, CMGB			MITSUBISHI	4N13	
	SEAT	CAGA, CAGC, CAHA, CAYA, CAYB, CAYC, CEGA, CFFA, CFFB, CFFE, CFGC, CFGC, CFHC, CFHD, CFJA, CGLB, CJCA, CJCC, CLCB, CLNA			OPEL	A 13 DTC, A 13 DTE, A 13 DTR, A 13 FD, A 20 DT, A 20 DTC, A 20 DTE, A 20 DTH, A 20 DTJ, A 20 DTL, A 20 DTR, A 20 FD, D13A, Y 13 DT, Y 20 DTJ, Z 13 DT, Z 13 DTE, Z 13 DTH, Z 13 DTJ, Z 19 DTH, Z 19 DTJ, Z 20 DTJ	
	SKODA	CAYA, CAYB, CAYC, CBBB, CBDB, CEGA, CFFB, CFGC, CFHA, CFHC, CFHF, CFJA, CLCA, CLCB, CLJA, CLNA			PEUGEOT	F13DTE5 (199 A9.000)	
	VOLKSWAGEN	CAAA, CAAB, CAAC, CAAD, CAAE, CAYA, CAYB, CAYC, CAYD, CAYE, CBAA, CBAB, CBAC, CBBA, CBBB, CBDA, CBDB, CBDC, CCHA, CCHB, CDBA, CDCA, CEGA, CFCA, CFFA, CFFB, CFFD, CFFE, CFGC, CFGC, CFHB, CFHC, CFHE, CFHF, CFJA, CFJB, CJAA, CKTB, CKTC, CKUB, CKUC, CLCA, CLCB, CLJA, CLLA, CLNA, CNEA, CNFA, CNFB, CSHA, CSLB			SAAB	A 19 DTR, A 20 DTH, Z19DTH, Z 19 DTR	
					SUZUKI	D13A, D20AA, Z 13 DT, Z13DTH	
					VAUXHALL	A 13 DTC, A 13 DTE, A 13 DTR, A 13 FD, A 20 DT, A 20 DTC, A 20 DTE, A 20 DTH, A 20 DTJ, A 20 DTL, A 20 FD, D13A, Y 13 DT, Y 20 DTJ, Z 13 DT, Z 13 DTE, Z 13 DTH, Z 13 DTJ, Z 19 DTH, Z 19 DTJ, Z 20 DTJ	








							
FOL195	VOLKSWAGEN	BAU, BDG, BDH, BKS, BMK, BUN, CAAA, CAAB, CAAC, CAAD, CAAE, CARA, CASA, CASB, CASC, CASD, CATA, CAYA, CAYB, CAYC, CAYD, CAYE, CBAA, CBAB, CBAC, CBBA, CBBB, CBDA, CBDB, CBDC, CCHA, CCHB, CDBA, CDCA, CEGA, CEXA, CFCA, CFFA, CFFB, CFFD, CFFE, CFGB, CFGC, CFHB, CFHC, CFHE, CFHF, CFJA, CFJB, CFWA, CJAA, CJMA, CKDA, CKTB, CKTC, CKUB, CKUC, CLCA, CLCB, CLJA, CLLA, CLNA, CNEA, CNFA, CNFB, CSHA, CSLB		FOL207	AUDI	CHPB, CMBA, CXSA, CXSB	
					SEAT	CHPA, CHYA, CHYB, CMBA, CPGA, CXSA	
					SKODA	CHPA, CHYA, CHYB, CPGA	
					VOLKSWAGEN	CHPA, CHPB, CHYA, CHYB, CJZA, CJZB, CMBA, CPGA, CPLA, CXSA, CXSB	
				FOL208	OPEL	X 20 DTH, X 20 DTL, X 22 DTH, Y 20 DTH, Y 20 DTL, Y 22 DTH, Y 22 DTR	
					SAAB	D223L, X 22 DTH	
					VAUXHALL	X 20 DTH, X 20 DTL, X 22 DTH, Y 20 DTH, Y 20 DTL, Y 22 DTH, Y 22 DTR	
FOL196	CITROËN	4HL (DW12C), 4HN (DW12MTED4), 4HT (DW12BTEd4)		FOL209	OPEL	B 16 DTC, B 16 DTE, B 16 DTH, B 16 DTL	
	FIAT	4HS, 4HT (DW12BTEd4)			VAUXHALL	B 16 DTC, B 16 DTE, B 16 DTH, B 16 DTL	
	FORD	KNBA, KNWA, Q4BA, Q4WA		FOL210	AUDI	ASB, ASE, BAU, BCZ, BDG, BDH, BKN, BMC, BMK, BND, BNG, BPP, BSG, BTR, BUG, BUN, BVN, CAGA, CAGB, CAGC, CAHA, CAHB, CAMA, CAMB, CANA, CANB, CANC, CAND, CAPA, CASA, CASB, CATA, CAYB, CAYC, CBAA, CBAB, CBBB, CCFB, CCFD, CCGA, CCLA, CCMA, CCWA, CCWB, CDSB, CDTA, CDTB, CDUC, CDYA, CDYB, CDYC, CFFA, CFFB, CFGB, CFGC, CFGB, CFHD, CGKA, CGKB, CGLA, CGLB, CGLC, CGLD, CGLE, CGOB, CJCA, CJCB, CJCC, CJCD, CJGA, CJGC, CJGD, CJMA, CKVB, CKVC, CLAA, CLAB, CLJA, CLLB, CMEA, CMFA, CMFB, CMGA, CMGB, CMHA, CRCA	
	JAGUAR	224DT			SEAT	CAGA, CAGC, CAHA, CAYA, CAYB, CAYC, CEGA, CFFA, CFFB, CFFE, CFGB, CFGC, CFHC, CFHD, CFJA, CFWA, CGLB, CJCA, CJCC, CLCB, CLNA	
	LANCIA	4HS, 4HT			SKODA	BDG, CAYA, CAYB, CAYC, CBBB, CBDB, CEGA, CFFB, CFGB, CFHA, CFHC, CFHF, CFJA, CFWA, CLCA, CLCB, CLJA, CLNA	
	LAND ROVER	224DT, DW12BTEd4			VOLKSWAGEN	BAU, BDG, BDH, BKS, BMK, BUN, CAAA, CAAB, CAAC, CAAD, CAAE, CARA, CASA, CASB, CASC, CASD, CATA, CAYA, CAYB, CAYC, CAYD, CAYE, CBAA, CBAB, CBAC, CBBA, CBBB, CBDA, CBDB, CBDC, CCHA, CCHB, CDBA, CDCA, CEGA, CEXA, CFCA, CFFA, CFFB, CFFD, CFFE, CFGB, CFGC, CFHB, CFHC, CFHE, CFHF, CFJA, CFJB, CFWA, CJAA, CJMA, CKDA, CKTB, CKTC, CKUB, CKUC, CLCA, CLCB, CLJA, CLLA, CLNA, CNEA, CNFA, CNFB, CSHA, CSLB	
	MITSUBISHI	4HK, 4HN					
	PEUGEOT	DW12BTEd4 (4HP), DW12BTEd4 (4HT), DW12C (4HL), DW12MTED4 (4HK), DW12MTED4 (4HN)		FOL211	BMW	N 55 B30 A	
FOL198	LEXUS	2GR-FE, 2GR-FSE, 2ZR-FXE, 3GR-FSE, 4GR-FSE			CITROËN	5FR (EP6DT), 5FS (EP6C), 5FT (EP6DT), 5FV (EP6CDT), 5FV (EP6DT), 5FW (EP6), 5FX (EP6DT), 8FN (EP3), 8FP (EP3), 8FS (EP3)	
	TOYOTA	1NR-FE, 1ZR-FAE, 2GR-FE, 2ZR-FAE, 2ZR-FE, 2ZR-FXE, 3ZR-FAE			MINI	N 14 B16 A, N 14 B16 C	
FOL199	CHEVROLET	10 HM, LE5			PEUGEOT	EP3, EP3 (8FS), EP3C, EP6, EP6C (5FS), EP6CDT, EP6CDTX, EP6DT (5FR), EP6DT (5FT), EP6DT (5FV), EP6DT (5FX), EP6DTS (5FY)	
	OPEL	10 HM, A 20 NHT, A 28 NER, A 28 NET, A 30 XH, LNF, Z 20 NET, Z 20 NHH, Z 22 SE, Z 22 YH, Z 28 NEL, Z 28 NET, Z 32 SEE		FOL212	CITROËN	DT17ED4, DT20C, UHZ (DT17BTEd4)	
	SAAB	A 20 NFT, A 20 NHT, B207E, B207L, B207R, B284L, B284R, LP9			JAGUAR	AJD	
	SUZUKI	N32A			LAND ROVER	300DXT, 276DT, 306DT, 368DT	
	VAUXHALL	A 20 NHT, A 28 NER, A 28 NET, A 30 XH, Z 20 NET, Z 22 SE, Z 22 YH, Z 28 NEL, Z 28 NET			PEUGEOT	DT17 (UHZ), DT17TEd4, DT20C	
FOL200	SEAT	AHT		FOL213	MERCEDES-BENZ	M 271.910, M 271.921, M 271.940, M 271.941, M 271.942, M 271.944, M 271.946, M 271.948, M 271.950, M 271.952, M 271.954, M 271.955, M 271.956	
	SKODA	AMD, AME, AQV, AQW, ARV, ATZ, AZE, AZF		FOL214	CITROËN	4HL (DW12C), 4HN (DW12MTED4), 4HT (DW12BTEd4)	
	VOLKSWAGEN	AHT			FIAT	4HS, 4HT (DW12BTEd4)	
FOL201	NISSAN	CA16D, CA18D, CA18DET			FORD	KNBA, KNWA, Q4BA, Q4WA	
FOL202	AUDI	AJM, AMF, ANY, ASZ, ATD, ATJ, ATL, AVB, AVF, AWX, AXR, BHC, BKC, BKE, BLS, BMM, BPW, BRB, BRC, BXE			JAGUAR	224DT	
	FORD	ANU, ASZ, AUY, BTB			LANCIA	4HP, 4HR, 4HS, 4HT	
	SEAT	ANU, ARL, ASZ, ATD, AUY, AXR, BJB, BKC, BLS, BLT, BMM, BMT, BPX, BRT, BTB, BUK, BVK, BXE, BXF, BXJ			LAND ROVER	224DT	
	SKODA	ASZ, ATD, AVB, AVF, AWX, AXR, BJB, BKC, BLS, BLT, BMM, BMP, BPZ, BSS, BSV, BSW, BXE			MITSUBISHI	4HK, 4HN	
	VOLKSWAGEN	AJM, AMF, ANU, ANY, ARL, ASZ, ATD, ATJ, ATL, AUY, AVB, AVF, AVO, AWX, AXB, AXC, AXD, AXE, AXR, AYZ, BAC, BAY, BDJ, BDK, BEW, BHW, BJB, BKC, BLJ, BLK, BLS, BLT, BMM, BMP, BMS, BMT, BNM, BNV, BNZ, BPC, BPE, BRR, BRS, BRT, BRU, BST, BSU, BSW, BTB, BVH, BVK, BXE, BXF, BXJ			PEUGEOT	DW12BTEd4 (4HP), DW12BTEd4 (4HT), DW12C (4HL), DW12MTED4 (4HK), DW12MTED4 (4HN)	
FOL203	HYUNDAI	G4E-A, G4EB, G4EH, G4EK		FOL216	BMW	N 47 D20 A, N 47 D20 B, N 47 D20 C, N 47 D20 D, N 47 S D20 D, N 57 D30 A, N 57 D30 B, N 57 D30 C	
	KIA	A3E, B1, B3, B5, B6			MINI	N 47 C16 A, N 47 C20 A	
	MAZDA	B5, B6 (SOHC), B6E, B50, B53, B65M, B68, B69, E3, E5, E5E3, F2, F2E, F2L1, F8 (12V), F21, FE (12V), FE, JE, JE3, JE94		FOL217	CITROËN	KFU (ET3J4)	
	SUBARU	EJ16, EJ16E, EJ18, EJ18E, EJ18 SPI, EJ20, EJ20E, EJ20 EMPI, EJ20-GN, EJ22 EMPI, EJ161			PEUGEOT	ET3J4 (KFU)	
FOL204	CITROËN	RFK (EW10J4S)		FOL218	CHEVROLET	Z 20 D1, Z 20 DM, Z 20 DMH, Z 20 S, Z 20 S1	
	PEUGEOT	EW10J4S (RFK)			OPEL	Z 20 DM, Z 20 DMH, Z 20 S	
FOL205	CITROËN	3FZ (EW12J4), 6FY (EW7A), 6FZ (EW7J4), RFH (EW10A), RFJ (EW10A), RFN (EW10J4)			VAUXHALL	Z 20 DM, Z 20 DMH	
	FIAT	RFN (EW10J4)		FOL219	CHEVROLET	Z 20 D1, Z 20 DM, Z 20 DMH, Z 20 S, Z 20 S1	
	LANCIA	RFN (EW10J4), RFN			OPEL	Z 20 DM, Z 20 DMH, Z 20 S	
	PEUGEOT	EW7A (6FY), EW7J4 (6FZ), EW10A (RFH), EW10A (RFJ), EW10J4 (RFN), EW10J4 (RFR), EW12J4 (3FY), EW12J4 (3FZ)			VAUXHALL	Z 20 DM, Z 20 DMH	
FOL206	CITROËN	NFR (TU5JP4B), NFS (TU5JP4S), NFU (TU5JP4), NFX (TU5JP4), XFU (ES9A), XFV (ES9A), XFX (ES9J4S), XFZ (ES9J4)					
	FIAT	XFV					
	LANCIA	ES9 J4S					
	PEUGEOT	ES9A (XFV), ES9J4 (XFZ), ES9J4S (XFX), TU5JP4 (N6A), TU5JP4 (NFU), TU5JP4B (NFR)					
	RENAULT	L7X 720, L7X 721, L7X 731, L7X 760, L7X 762					



NEW PARTS LIST

Liste der Neuaufnahmen • Eleco Codici Nuovi • Liste des nouvelles références
Lista de referencias nuevas • Lista nowych części • Список новой продукции







 			 			
FOL220	CHRYSLER MINI	EJD W10 B16 A, W11 B16 A	FOL234	FIAT IVECO	F1AE0481C, F1AE0481D, F1AE0481N, F1AE3481D, F1AE3481E, F1AE3481G, F1CE0441A, F1CE0481D, F1CE3481E, F1CE3481M, F1CE3481N F1AE 0481 A, F1AE 0481 B, F1AE 0481 M, F1CE 0481 A, F1CE 0481 FA, F1CE 0481 HA	
FOL221	CHRYSLER MINI	EJD W10 B16 A, W11 B16 A	FOL235	ALFA ROMEO CHRYSLER FIAT	192 A5.000, 192 B1.000, 198 A2.000, 844 A2.000, 936 B.000, 937 A4.000, 937 A5.000, 937 A6.000, 937 A8.000, 939 A2.000, 939 A3.000, 939 A8.000, 939 A9.000, 939 B3.000, 939 B4.000, 940 A3.000, 940 A4.000, 955 A3.000, 955 A4.000 198 A2.000 192 B1.000, 198 A2.000, 198 A3.000, 198 A5.000, 198 A6.000, 250 A1.000, 263 A1.000, 263 A3.000, 350 A2.000, 844 A2.000, 937A5.000, 939 A2.000, 939 A3.000, 939 A8.000, 955 A3.000, 955 A4.000	
FOL222	CHRYSLER MINI	EJD W10 B16 A, W11 B16 A		LANCIA MITSUBISHI OPEL	198 A2.000, 198 A5.000, 350 A2.000, 350 A3.000, 841 P.000, 844 A1.000, 844 A2.000, 955 A4.000 4N13 A 20 DT, A 20 DTC, A 20 DTE, A 20 DTH, A 20 DTJ, A 20 DTL, A 20 DTR, A 20 FD, Y 20 DTJ, Z 19 DTH, Z 19 DTJ, Z 20 DTJ	
FOL223	AUDI SEAT SKODA VOLKSWAGEN	BLF, BLP, CAVG, CAXA, CAXC, CMSA, CNVA, CTHG, CTJA BTS, CAVA, CAVE, CAVF, CAXA, CAXC, CNKA, CNUB, CNWB, CTHA, CTHE, CTHF, CTJB, CTJC BLF, BTS, CAVE, CAXA, CAXC, CFNA, CTHE BLF, BLG, BLP, BMY, BTS, BWK, CAVA, CAVB, CAVC, CAVD, CAVE, CAXA, CDGA, CFNA, CFNB, CKMA, CLSA, CMAA, CNKA, CNWA, CNWB, CTHA, CTHD, CTHE, CTKA		SAAB SUZUKI VAUXHALL	A 19 DTR, A 20 DTH, Z19DTH, Z 19 DTR D20AA A 20 DT, A 20 DTC, A 20 DTE, A 20 DTH, A 20 DTJ, A 20 DTL, A 20 FD, Y 20 DTJ, Z 19 DTH, Z 19 DTJ, Z 20 DTJ	
FOL224	AUDI SEAT SKODA VOLKSWAGEN	AWA, AXW, BGB, BHZ, BLR, BLX, BLY, BMB, BPG, BPJ, BPY, BUL, BVY, BVZ, BWA, BWE, BWT, BYK, BZC, CDLA, CDLB, CDLC, CDLH, CDMA, CEPA, CEPB BLR, BLY, BVY, BVZ, BWA, BWA1, BWE, BWJ, CDLA, CDLD BLR, BLX, BLY, BVX, BVY, BVZ, BWA, CCZA AXW, AX, BGP, BLR, BLX, BLY, BPR, BPS, BPY, BTK, BVX, BVY, BVZ, BYD, CBTA, CBUA, CCA, CDLA, CDLC, CDLF, CDLG				
FOL225	SMART	M 160.910, M 160.920, M 160 E6AL B03, M 160 E6AL B04, M 160 E6AL B05				
FOL226	AUDI SEAT SKODA VOLKSWAGEN	ADP, AEH, AHL, AKL, ALZ, ANA, APF, ARM, AVU, BFQ, BGU, BSE, BSF, CCSA, CMXA ALZ, BFQ, BGU, BSE, BSF, CCSA, CHGA, CMXA AVU, BFQ, BGU, BSE, BSF, CCSA, CHGA, CMXA ADP, AHL, ALZ, ANA, ARM, AVU, AYD, BFQ, BFS, BGU, BJH, BSE, BSF, CCSA, CHGA, CMXA		FOL236	ALFA ROMEO FIAT LANCIA OPEL SAAB VAUXHALL	192 A5.000, 192 B1.000, 841 G.000, 841 H.000, 841 M.000, 841 N.000, 937 A4.000, 937 A5.000, 937 A6.000, 937 A8.000, 939 A2.000, 939 A8.000 192 A5.000, 192 B1.000, 937A4.000, 937A5.000, 939 A2.000, 939 A8.000 841 G.000 Z 19 DTH, Z 19 DTJ Z19DTH Z 19 DTH, Z 19 DTJ
FOL227	HYUNDAI KIA	D3FA, D4FA, D4FB, D4FC, D4FC-M, D4FD D3FA, D4FA, D4FB, D4FB-L, D4FC				
FOL228	CITROËN FORD MAZDA PEUGEOT TOYOTA VOLVO CAR	4N13, 8HR (DV4C), 8HS (DV4TED), 8HX (DV4TD), 8HZ (DV4TD), 9HD (DV6C), 9HH (DV6DUM), 9HL (DV6C), 9HM (DV6UC), 9HP (DV6DTE), 9HR (DV6C), BHZ (DV6FC), DV4D F6JA / DV4TD, F6JB, F6JD, KVJA, NGDA, T1BA, T1BB, T1BC, T1DA, T1DB, T1WA, T1WB, T3DA, T3DB, TZJA, TZJB F6JA, F6JB DV4C (8HP), DV4C (8HR), DV4TD (8HT), DV4TD (8HX), DV4TD (8HZ), DV4TED (8HS), DV6C (9HL), DV6C (9HR), DV6CTED (9HD), DV6DTE (9HP), DV6DUM (9HH), DV6TEDM (9HK), DV6UC (9HM) 2WZ-TV D 4162 T		FOL237	AUDI SEAT SKODA VOLKSWAGEN	AZV, BKD, BLB, BMN, BNA, BRD, BRE, BRF, BUY, BVA, BVF, BVG AZV, BKD, BMN AZV, BKD, BMN AZV, BKD, BKP, BMA, BMN, BMR, BUZ, BVE, BWV
FOL229	FORD	ABFA, D3FA, D5BA, D6BA, F3FA, F1FA, FMBA, HJBA, HJBB, HJBC, N7BA, QJBA, QJBB, QJBC, QJBD, SDBA		FOL238	AUDI SEAT SKODA VOLKSWAGEN	AZV, BKD, BLB, BMN, BNA, BRD, BRE, BRF, BUY, BVA, BVF, BVG AZV, BKD, BMN AZV, BKD, BMN AZV, BKD, BKP, BMA, BMN, BMR, BUZ, BVE, BWV
FOL230	FORD	ABFA, D3FA, D5BA, D6BA, F3FA, F1FA, FMBA, HJBA, HJBB, HJBC, N7BA, QJBA, QJBB, QJBC, QJBD, SDBA		FOL239	AUDI SEAT SKODA VOLKSWAGEN	AZV, BKD, BMN, BRD, BRE, BRF, BUY, BVA, BVF, BVG AZV, BKD, BMN AZV, BKD, BMN AZV, BKD, BKP, BMA, BMN, BMR, BUZ, BVE, BWV
FOL231	FORD	D2FA, D2FB, D2FE, D4FA, DOFA, F4FA, FXFA, H9FA		FOL240	AUDI SEAT SKODA VOLKSWAGEN	AZV, BKD, BMN, BRD, BRE, BRF, BUY, BVA, BVF, BVG AZV, BKD, BMN AZV, BKD, BMN AZV, BKD, BKP, BMA, BMN, BMR, BUZ, BVE, BWV
FOL232	FORD	D2FA, D2FB, D2FE, D4FA, DOFA, F4FA, FXFA, H9FA		FOL241	HYUNDAI KIA	D3-EA, D4EA, D4EA-F, D4EA-V D4EA, D4EA-F, D4EA-V
FOL233	ALFA ROMEO CHEVROLET CHRYSLER CITROËN FIAT FORD LANCIA OPEL PEUGEOT SUZUKI VAUXHALL	199 A3.000, 199 B1.000, 199 B4.000 LDV, LSF, Z 13 DTJ 199 B1.000 FHZ (F13DTE5) 169 A1.000, 188 A8.000, 188 A9.000, 199 A1.000, 199 A2.000, 199 A3.000, 199 A9.000, 199 B1.000, 199 B2.000, 199 B4.000, 223 A9.000, 263 A2.000 FD4 188 A9.000, 199 A2.000, 199 A3.000, 199 B1.000 A 13 DTC, A 13 DTE, A 13 DTR, A 13 FD, D13A, Y 13 DT, Z 13 DT, Z 13 DTE, Z 13 DTH, Z 13 DTJ F13DTE5 (199 A9.000) D13A, Z 13 DT, Z13DTJ A 13 DTC, A 13 DTE, A 13 DTR, A 13 FD, D13A, Y 13 DT, Z 13 DT, Z 13 DTE, Z 13 DTH, Z 13 DTJ		FOL242	HYUNDAI KIA	D3-EA, D4EA, D4EA-F, D4EA-V D4EA, D4EA-F, D4EA-V
				FOL243	HYUNDAI KIA	D3-EA, D4EA, D4EA-F, D4EA-V D4EA, D4EA-F, D4EA-V
				FOL244	SEAT SKODA VOLKSWAGEN	AKK, ALD, ANV, ANW, AUC, AUD, BAH, BBM AWY, BBM, BMD, CHFA AKK, AKP, ALD, ANV, ANW, AUC, AUD, AWY, BAH, BBM, BJA, BKR, BLH, BLM, BMD, BPA, CCNA, CCRA, CFZA, CHFA, CHFB, CPBA
				FOL245	DACIA NISSAN OPEL	K4M 606, K4M 690, K4M 696 F4R 720, F4R 722, K4M 752 F4R 720, F4R 820







		
FOL245	RENAULT	F4P 720, F4P 722, F4P 760, F4P 770, F4P 771, F4P 772, F4P 773, F4P 774, F4P 775, F4R 700, F4R 701, F4R 712, F4R 713, F4R 714, F4R 715, F4R 720, F4R 722, F4R 730, F4R 738, F4R 740, F4R 741, F4R 744, F4R 746, F4R 747, F4R 760, F4R 761, F4R 762, F4R 763, F4R 764, F4R 765, F4R 766, F4R 767, F4R 770, F4R 771, F4R 774, F4R 776, F4R 780, F4R 784, F4R 786, F4R 787, F4R 790, F4R 792, F4R 794, F4R 795, F4R 796, F4R 797, F4R 800, F4R 811, F4R 820, F4R 830, F4R 867, F4R 870, F4R 872, F4R 886, F4R 887, F4R 896, F4R 897, F4Rt 774, F4Rt 811, F5R 700, F5R 701, F5R 740, K4J 710, K4J 711, K4J 712, K4J 713, K4J 714, K4J 730, K4J 732, K4J 740, K4J 750, K4J 770, K4J 780, K4M 690, K4M 700, K4M 701, K4M 704, K4M 708, K4M 709, K4M 710, K4M 714, K4M 716, K4M 720, K4M 740, K4M 742, K4M 743, K4M 744, K4M 745, K4M 748, K4M 750, K4M 752, K4M 753, K4M 760, K4M 761, K4M 762, K4M 782, K4M 788, K4M 790, K4M 791, K4M 794, K4M 800, K4M 801, K4M 804, K4M 812, K4M 813, K4M 824, K4M 830, K4M 831, K4M 834, K4M 838, K4M 839, K4M 848, K4M 850, K4M 854, K4M 858, K4M 862, K4M 866, K4M 9 766, K4M C 813, K4M D 812, K4M P 848, M4R 700, M4R 701, M4R 704
	VAUXHALL	F4R 720
FOL246	NISSAN	G9T 722, G9U 650, G9U 720, G9U 730
	OPEL	G9MB6, G9T 720, G9T 722, G9T 750, G9U 630, G9U 632, G9U 650, G9U 720, G9U 724, G9U 730, G9U 750, G9U 754
	RENAULT	G9T 600, G9T 605, G9T 606, G9T 607, G9T 642, G9T 645, G9T 700, G9T 702, G9T 703, G9T 706, G9T 707, G9T 710, G9T 712, G9T 720, G9T 722, G9T 742, G9T 743, G9T 750, G9U 630, G9U 632, G9U 650, G9U 720, G9U 724, G9U 730, G9U 750, G9U 754
	VAUXHALL	G9T 720, G9T 722, G9T 750, G9U 630, G9U 720, G9U 724, G9U 730, G9U 750, G9U 754
FOL247	CITRÖEN	4HW (DW12TED4), 4HX (DW12TED4/FAP), RHf (DW10BTED4), RHJ (DW10BTED4), RHK (DW10UTED4), RHM (DW10ATED4), RHR (DW10BTED4), RHT (DW10ATED4), RHW (DW10ATED4)
	FIAT	4HW (DW12ATED4), DW10BTED4, RHK, RHM (DW10ATED4), RHR, RHW (DW10ATED4)
	LANCIA	4HW (DW12ATED4), RHK (DW10UTED4), RHM (DW10ATED4), RHR (DW10BTED4), RHW (DW10ATED4)
	PEUGEOT	DW10ATED4 (RHM), DW10ATED4 (RHT), DW10ATED4 (RHW), DW10BTED4 (RHR), DW10UTED4 (RHK), DW12TED4/FAP (4HX)
	SUZUKI	DW10ATED4 (RHW)
FOL248C	AUDI	BDX, CAEA, CAEB, CALA, CALB, CCDA, CCEA, CDNB, CDNC, CESA, CETA, CFKA, CPMA
FOL249	CHRYSLER	M664
	JEEP	EXL
	MERCEDES-BENZ	OM 640.940, OM 640.941, OM 640.942, OM 642.820, OM 642.822, OM 642.826, OM 642.830, OM 642.832, OM 642.834, OM 642.835, OM 642.836, OM 642.838, OM 642.850, OM 642.852, OM 642.853, OM 642.854, OM 642.856, OM 642.858, OM 642.861, OM 642.862, OM 642.868, OM 642.870, OM 642.872, OM 642.884, OM 642.886, OM 642.890, OM 642.896, OM 642.898, OM 642.910, OM 642.920, OM 642.921, OM 642.930, OM 642.932, OM 642.940, OM 642.950, OM 642.960, OM 642.961, OM 642.970, OM 642.990, OM 642.992, OM 642.993
	MITSUBISHI	OM 639.939
	SMART	OM 639.939



ENGINE INDEX

Motorindex • Indice motore • Index moteur
 Índice de motor • Indeks silników • указатель двигателей







 ccm  				9	 ccm  				9
ALFA ROMEO					AUDI				
182 B9.000	1910	4	Diesel	4	1B	2226	5	Petrol	21
192 A5.000	1910	4	Diesel	4, 6, 7	1T	2461	5	Diesel	20
192 B1.000	1910	4	Diesel	4, 6, 7	1Y	1896	4	Diesel	18
198 A2.000	1598	4	Diesel	16	1Z	1896	4	Diesel	18, 25, 27, 31
199 A3.000	1248	4	Diesel	16	2B	2226	5	Petrol	21
199 B1.000	1248	4	Diesel	16	3A	1984	4	Petrol	18, 32
199 B4.000	1248	4	Diesel	16	3B	2226	5	Petrol	21, 32
839 A6.000	2387	5	Diesel	6, 7, 10	3D	2370	5	Diesel	20
841 C.000	2387	5	Diesel	6, 7, 10	4B	1781	4	Petrol	20
841 G.000	2387	5	Diesel	6, 7, 10	6A	1984	4	Petrol	18, 19, 32
841 H.000	2387	5	Diesel	10	7A	2309	5	Petrol	19, 32
841 M.000	2387	5	Diesel	6, 7, 10	AAD	1984	4	Petrol	18, 20, 32
841 N.000	2387	5	Diesel	6, 7, 10	AAE	1984	4	Petrol	20, 27
844 A2.000	1956	4	Diesel	8, 9, 12, 17	AAH	2771	V6	Petrol	18, 20, 25, 27, 29, 31, 32
936 B.000	2387	5	Diesel	10	AAN	2226	5	Petrol	20, 27
937 A2.000	1910	4	Diesel	4, 6	AAR	2309	5	Petrol	20, 27
937 A4.000	1910	4	Diesel	4, 6, 7	AAS	2370	5	Diesel	20
937 A5.000	1910	4	Diesel	4, 6, 7, 14	AAT	2461	5	Diesel	20, 27
937 A6.000	1910	4	Diesel	4, 14	AAZ	1896	4	Diesel	18
937A7.000	1910	4	Diesel	8, 9	ABB	1595	4	Petrol	18
937 A8.000	1910	4	Diesel	8, 9	ABC	2598	V6	Petrol	18, 20, 25, 27, 31, 32
939 A1.000	1910	4	Diesel	8	ABH	4172	V8	Petrol	20, 38
939 A2.000	1910	4	Diesel	8, 9	ABK	1984	4	Petrol	18, 20, 27, 31, 32
939 A3.000	2387	5	Diesel	8, 9, 12, 17	ABM	1595	4	Petrol	18
939 A7.000	1910	4	Diesel	4, 8	ABP	2461	5	Diesel	20
939 A8.000	1910	4	Diesel	8	ABT	1984	4	Petrol	18
939 A9.000	2387	5	Diesel	8, 9, 12	ABY	2226	5	Petrol	18, 32
939 B1.000	1742	4	Petrol	8, 9, 12, 17	ABZ	4172	V8	Petrol	29
939 B3.000	1956	4	Diesel	8, 9, 12, 17	ACE	1984	4	Petrol	18, 20, 27, 31, 32
939 B4.000	1956	4	Diesel	8, 9	ACK	2771	V6	Petrol	25, 27, 29
940 A1.000	1742	4	Petrol	13	ACZ	2598	V6	Petrol	20, 25, 27, 31
940 A3.000	1598	4	Diesel	13	ADA	1595	4	Petrol	18
940 A4.000	1956	4	Diesel	13	ADP	1595	4	Petrol	25
955 A3.000	1598	4	Diesel	16	ADR	1781	4	Petrol	25, 27, 31
955 A4.000	1598	4	Diesel	16	ADU	2226	5	Petrol	18
AR 16201	1970	4	Petrol	15, 17	AEB	1781	4	Petrol	25, 27
AR 30550	1717	4	Petrol	1, 11	AEC	4172	V8	Petrol	27
AR 30736	1717	4	Petrol	1	AEH	1595	4	Petrol	24
AR 30737	1717	4	Petrol	1	AEJ	2771	V6	Petrol	27, 29
AR 30737 A	1717	4	Petrol	1	AEL	2461	5	Diesel	27
AR 32102	1598	4	Petrol	2, 3, 6, 7	AEM	4172	V8	Petrol	29
AR 32103	1598	4	Petrol	6	AEW	3697	V8	Petrol	29
AR 32104	1598	4	Petrol	4, 6	AFB	2496	V6	Diesel	25, 27, 29
AR 32201	1747	4	Petrol	2, 3, 6, 7, 15, 17	AFC	2771	V6	Petrol	27
AR 32205	1747	4	Petrol	6, 7, 14	AFF	1896	4	Diesel	25
AR 32301	1970	4	Petrol	2, 3, 6, 7, 15, 17	AFN	1896	4	Diesel	25, 27
AR 32302	1910	4	Diesel	2, 3, 6	AFY	1781	4	Petrol	25, 27
AR 32303	1970	4	Petrol	6	AGA	2393	V6	Petrol	25, 27
AR 32310	1970	4	Petrol	4, 6, 7, 15, 17	AGB	2671	V6	Petrol	25
AR 32501	2387	5	Diesel	6	AGE	2771	V6	Petrol	27
AR 33503	1371	4	Petrol	2, 3	AGN	1781	4	Petrol	24
AR 34103	1970	4	Petrol	10	AGR	1896	4	Diesel	24
AR 34202	2387	5	Diesel	10	AGU	1781	4	Petrol	24
AR 36301	1970	4	Petrol	10	AHC	4172	V8	Petrol	29
AR 37101	1910	4	Diesel	4, 6, 7	AHF	1896	4	Diesel	24
AR 37203	1598	4	Petrol	4	AHH	1896	4	Diesel	25
AR 38201	1598	4	Petrol	2, 3	AHL	1595	4	Petrol	25
AR 38401	1747	4	Petrol	2, 3	AHU	1896	4	Diesel	25, 27, 31
AR 38501	1371	4	Petrol	2, 3	AJG	2393	V6	Petrol	25, 27
AR 67106	1747	4	Petrol	2, 3, 5	AJK	2671	V6	Petrol	25, 27
AR 67199	1747	4	Petrol	2	AJL	1781	4	Petrol	25, 27
AR 67204	1970	4	Petrol	2, 3, 5	AJM	1896	4	Diesel	25, 27
AR 67299	1970	4	Petrol	5	AJP	1781	4	Petrol	27
AR 67601	1598	4	Petrol	2, 3, 5, 6	AJQ	1781	4	Petrol	24, 37

	ccm	x			9		ccm	x			9
AKE	2496		V6	Diesel	25, 27, 29, 30	AXR	1896		4	Diesel	24
AKL	1595		4	Petrol	24	AXW	1984		4	Petrol	24
AKN	2496		V6	Diesel	25, 27, 29	AYM	2496		V6	Diesel	25, 27
ALF	2393		V6	Petrol	25, 27	AZA	2671		V6	Petrol	27
ALG	2771		V6	Petrol	25, 27, 29	AZV	1968		4	Diesel	24
ALH	1896		4	Diesel	24	BAD	1598		4	Petrol	23
ALT	1984		4	Petrol	25, 27	BAG	1598		4	Petrol	24
ALW	2393		V6	Petrol	27	BAM	1781		4	Petrol	24, 37
ALZ	1595		4	Petrol	25	BAU	2496		V6	Diesel	25, 27, 30
AMB	1781		4	Petrol	25	BBY	1390		4	Petrol	23
AMF	1422		3	Diesel	23	BCZ	2496		V6	Diesel	25, 27, 30
AMK	1781		4	Petrol	24	BDG	2496		V6	Diesel	25, 27
AML	2393		V6	Petrol	25, 27	BDH	2496		V6	Diesel	25, 27
AMX	2771		V6	Petrol	25, 27, 29	BDV	2393		V6	Petrol	25, 27
ANA	1595		4	Petrol	25	BDX	2773		V6	Petrol	27, 29
ANB	1781		4	Petrol	25, 27	BES	2671		V6	Petrol	27, 30
ANY	1191		3	Diesel	23	BEX	1781		4	Petrol	25
APC	2393		V6	Petrol	27	BFB	1781		4	Petrol	25
APF	1595		4	Petrol	24	BFC	2496		V6	Diesel	25, 27
APG	1781		4	Petrol	24	BFQ	1595		4	Petrol	24
APP	1781		4	Petrol	24, 37	BGB	1984		4	Petrol	25
APR	2771		V6	Petrol	25, 27, 29	BGU	1595		4	Petrol	24
APS	2393		V6	Petrol	25, 27	BHC	1422		3	Diesel	23
APT	1781		4	Petrol	25	BHZ	1984		4	Petrol	24
APU	1781		4	Petrol	25, 27	BKC	1896		4	Diesel	24
APX	1781		4	Petrol	37	BKD	1968		4	Diesel	24
APY	1781		4	Petrol	24	BKE	1896		4	Diesel	25
APZ	2393		V6	Petrol	25, 27	BKH	3123		V6	Petrol	25, 27
AQA	1781		4	Petrol	24	BKN	2967		6	Diesel	25
AQD	2771		V6	Petrol	25, 27, 29	BLB	1968		4	Diesel	25, 27
ARE	2671		V6	Petrol	27, 30	BLF	1598		4	Petrol	24
ARG	1781		4	Petrol	25	BLP	1598		4	Petrol	24
ARH	1781		4	Petrol	27	BLR	1984		4	Petrol	24
ARJ	2393		V6	Petrol	25, 27	BLS	1896		4	Diesel	24
ARK	1781		4	Petrol	25, 27	BLX	1984		4	Petrol	24
ARM	1595		4	Petrol	25	BLY	1984		4	Petrol	24
ARN	2393		V6	Petrol	27	BMB	1984		4	Petrol	24
ARX	1781		4	Petrol	24	BMC	4134		V8	Diesel	29
ARY	1781		4	Petrol	24, 37	BMK	2967		V6	Diesel	27
ARZ	1781		4	Petrol	24	BMM	1968		4	Diesel	24
ASB	2967		V6	Diesel	25, 27, 29	BMN	1968		4	Diesel	24
ASE	3936		V8	Diesel	29	BNA	1968		4	Diesel	25, 27
ASM	2393		V6	Petrol	27	BND	2496		V6	Diesel	27
ASN	2976		V6	Petrol	25, 27, 29	BNG	2967		V6	Diesel	27, 29
ASV	1896		4	Diesel	24	BPG	1984		4	Petrol	25
ASZ	1896		4	Diesel	24	BPJ	1984		4	Petrol	25, 27
ATD	1896		4	Diesel	24	BPP	2698		V6	Diesel	25, 27
ATJ	1896		4	Diesel	25	BPW	1968		4	Diesel	25
ATL	1422		3	Diesel	23	BPY	1984		4	Petrol	24, 37
ATX	2771		V6	Petrol	25, 27	BRB	1896		4	Diesel	25
AUA	1390		4	Petrol	23	BRC	1968		4	Diesel	25
AUK	3123		V6	Petrol	25, 27	BRD	1968		4	Diesel	25
AUL	1781		4	Petrol	24	BRE	1968		4	Diesel	25, 27
AUM	1781		4	Petrol	24, 37	BRF	1968		4	Diesel	25, 27
AUQ	1781		4	Petrol	24, 37	BSE	1595		4	Petrol	24
AVB	1896		4	Diesel	25	BSF	1595		4	Petrol	24
AVF	1896		4	Diesel	25, 27	BSG	2698		V6	Diesel	25, 27
AVG	1896		4	Diesel	25, 27	BTR	4134		V8	Diesel	35
AVJ	1781		4	Petrol	25	BUG	2967		V6	Diesel	35
AVU	1595		4	Petrol	24	BUL	1984		4	Petrol	25
AVV	1781		4	Petrol	25	BUN	2967		V6	Diesel	35
AWA	1984		4	Petrol	25	BUY	1968		4	Diesel	24
AWP	1781		4	Petrol	37	BVA	1968		4	Diesel	25
AWT	1781		4	Petrol	25, 27	BVF	1968		4	Diesel	25
AWX	1896		4	Diesel	25, 27	BVG	1968		4	Diesel	25, 27



ENGINE INDEX

Motorindex • Indice motore • Index moteur
Índice de motor • Indeks silników • указатель двигателей




	ccm			9		ccm			9
BVN	4134	V8	Diesel	29	CDYA	2967	V6	Diesel	27
BVP	1781	4	Petrol	37	CDYB	2967	V6	Diesel	27
BVR	1781	4	Petrol	37	CDYC	2967	V6	Diesel	27
BVY	1984	4	Petrol	24	CEPA	2480	5	Petrol	24, 37
BVZ	1984	4	Petrol	24	CEPB	2480	5	Petrol	37
BWA	1984	4	Petrol	24, 37	CESA	1984	4	Petrol	37
BWE	1984	4	Petrol	25	CETA	1984	4	Petrol	37
BWT	1984	4	Petrol	25	CFFA	1968	4	Diesel	24, 33
BXE	1896	4	Diesel	24	CFFB	1968	4	Diesel	24
BYK	1984	4	Petrol	25, 27	CFGB	1968	4	Diesel	24, 37
BZC	1984	4	Petrol	24	CFGC	1968	4	Diesel	33
CAEA	1984	4	Petrol	25, 26	CFGD	1968	4	Diesel	33
CAEB	1984	4	Petrol	25, 26, 27, 34	CFHB	1968	4	Diesel	22
CAGA	1968	4	Diesel	25, 26, 34	CFHD	1968	4	Diesel	22
CAGB	1968	4	Diesel	25, 26, 27, 34	CFKA	1984	4	Petrol	25
CAGC	1968	4	Diesel	25	CGKA	2698	V6	Diesel	25, 26
CAHA	1968	4	Diesel	25, 26, 27, 34	CGKB	2698	V6	Diesel	25, 26
CAHB	1968	4	Diesel	25, 26, 27, 34	CGLA	1968	4	Diesel	34
CALA	3197	V6	Petrol	25, 26, 27	CGLB	1968	4	Diesel	34
CALB	3197	V6	Petrol	34	CGLC	1968	4	Diesel	25, 26, 27, 34
CAMA	2698	V6	Diesel	25, 26	CGLD	1968	4	Diesel	25, 26, 27, 34
CAMB	2698	V6	Diesel	25, 26	CGLE	1968	4	Diesel	27
CANA	2698	V6	Diesel	27	CGQB	2995	V6	Petrol	27, 28, 34
CANB	2698	V6	Diesel	27	CHPB	1395	4	Petrol	33
CANC	2698	V6	Diesel	27	CJCA	1968	4	Diesel	25, 26, 34
CAND	2698	V6	Diesel	27	CJCB	1968	4	Diesel	25, 26, 34
CAPA	2967	V6	Diesel	25, 26	CJCC	1968	4	Diesel	25
CASA	2967	V6	Diesel	35	CJCD	1968	4	Diesel	25, 26, 34
CASB	2967	V6	Diesel	35	CJGA	2967	V6	Diesel	35
CATA	2967	V6	Diesel	35	CJGC	2967	V6	Diesel	35
CAVG	1390	4	Petrol	22	CJGD	2967	V6	Diesel	35
CAWB	1984	4	Petrol	24	CJMA	2967	V6	Diesel	35
CAXA	1390	4	Petrol	22	CJZA	1197	4	Petrol	24
CAXC	1390	4	Petrol	24	CKVB	2967	V6	Diesel	25, 26, 27, 28
CAYB	1598	4	Diesel	22, 24	CKVC	2967	V6	Diesel	25, 27, 28
CAYC	1598	4	Diesel	22, 24	CLAA	2967	V6	Diesel	27, 28
CBAA	1968	4	Diesel	24	CLAB	2967	V6	Diesel	25, 26, 27, 28, 29
CBAB	1968	4	Diesel	24	CLJA	1968	4	Diesel	24
CBBB	1968	4	Diesel	24, 37	CLLB	1968	4	Diesel	33
CBFA	1984	4	Petrol	24	CMBA	1395	4	Petrol	24
CBZA	1197	4	Petrol	22	CMEA	1968	4	Diesel	25, 26
CBZB	1197	4	Petrol	24	CMFA	1968	4	Diesel	25, 26
CCDA	2773	V6	Petrol	27	CMFB	1968	4	Diesel	25
CCEA	2773	V6	Petrol	27	CMGA	1968	4	Diesel	34
CCFA	4134	V8	Diesel	35	CMGB	1968	4	Diesel	25, 27, 34
CCFC	4134	V8	Diesel	35	CMHA	2967	V6	Diesel	29
CCGA	5934	V12	Diesel	35	CMSA	1390	4	Petrol	24
CCLA	2967	V6	Diesel	25	CMXA	1595	4	Petrol	24
CCMA	2967	V6	Diesel	35	CN	1986	5	Diesel	20
CCSA	1595	4	Petrol	24	CNVA	1390	4	Petrol	22
CCTA	1984	4	Petrol	24, 37	CPMA	1984	4	Petrol	25, 34
CCWA	2967	V6	Diesel	25, 26, 34	CR	1588	4	Diesel	18
CCWB	2967	V6	Diesel	25, 26, 34	CRCA	2967	V6	Diesel	35
CCZA	1984	4	Petrol	24, 37	CTHG	1390	4	Petrol	22
CDLA	1984	4	Petrol	24, 37	CTJA	1390	4	Petrol	22
CDLB	1984	4	Petrol	37	CXSA	1395	4	Petrol	24
CDLC	1984	4	Petrol	24	CXSB	1395	4	Petrol	24
CDLH	1984	4	Petrol	22	CY	1588	4	Diesel	18, 19
CDMA	1984	4	Petrol	37	DE	1986	5	Diesel	20
CDNB	1984	4	Petrol	25, 26, 27, 34	DR	1781	4	Petrol	20
CDNC	1984	4	Petrol	25, 26, 34	DS	1781	4	Petrol	18, 20, 32
CDSB	4134	V8	Diesel	29	DT	1595	4	Petrol	18
CDTA	2967	V6	Diesel	29	DZ	1781	4	Petrol	18, 32
CDTB	2967	V6	Diesel	29	EP	1297	4	Petrol	18
CDUC	2967	V6	Diesel	25, 26, 27, 28	JK	1588	4	Diesel	18

	ccm	x			9		ccm	x			9
JN	1781	4		Petrol	18, 32	16 SV	1598	4		Petrol	46
JS	1994	5		Petrol	18, 19, 32	BMW					
JT	2226	5		Petrol	19, 32, 36	M 20 B20	1991	6		Petrol	55, 56
JW	1781	4		Petrol	20	M 20 B23	2316	6		Petrol	56
KE	2144	5		Petrol	32	M 21 D24 W	2443	6		Diesel	56
KG	2144	5		Petrol	21	M 30 B30	2988	6		Petrol	80, 87, 94, 95
KK	2144	5		Petrol	18	M 30 B32 (L-Jetronic)	3153	6		Petrol	94
KL	2144	5		Petrol	18, 32	M 30 B35	3453	6		Petrol	70, 80, 87
KP	1994	5		Petrol	20	M 30 B35	3430	6		Petrol	80, 87, 88
KU	2226	5		Petrol	20, 21	M 30 B35 (L-Jetronic)	3453	6		Petrol	80
KV	2226	5		Petrol	19, 32, 36	M 30 B35 (Motronic)	3430	6		Petrol	71, 80, 87
KX	2226	5		Petrol	19, 32	M 40 B16	1596	4		Petrol	56
KZ	2226	5		Petrol	20	M 40 B18	1796	4		Petrol	56
MC	2226	5		Petrol	20, 21	M 42 B18	1796	4		Petrol	57
NC	1986	5		Diesel	20	M47 D20 (204D1)	1951	4		Diesel	58, 73
NE	1781	4		Petrol	18	M47 D20 (204D4)	1995	4		Diesel	48, 50, 58, 59, 60, 74, 75, 97
NF	2309	5		Petrol	20, 21	M 47 N 204 D4	1995	4		Diesel	59
NG	2309	5		Petrol	18, 19, 31, 32	M50 B20 (206S1)	1991	6		Petrol	57, 72
NM	1994	5		Petrol	19, 32	M50 B20 (206S2)	1991	6		Petrol	57, 72
NP	1781	4		Petrol	20	M50 B25 (256S1)	2494	6		Petrol	57, 72
PM	1781	4		Petrol	18	M50 B25 (256S2)	2494	6		Petrol	57, 72
PP	1595	4		Petrol	18	M51 D25 (256T1)	2497	6		Diesel	57, 72, 73
PS	1994	5		Petrol	19	M 51 D25 (Inter.)	2498	6		Diesel	72, 73, 89
PT	3562	V8		Petrol	38	M52 B20 (206S3)	1991	6		Petrol	57, 73
PV	1781	4		Petrol	18, 32	M52 B20 (206S4)	1991	6		Petrol	58, 105
PX	2226	5		Petrol	20	M52 B25 (256S3)	2494	6		Petrol	57, 73
RA	1588	4		Diesel	18, 19	M52 B25 (256S4)	2494	6		Petrol	58
RN	1595	4		Petrol	18	M52 B28 (286S1)	2793	6		Petrol	57, 73, 89, 105
RR	2226	5		Petrol	36	M52 B28 (286S2)	2793	6		Petrol	58, 73, 89
RT	1994	5		Petrol	20	M 52 B28 TU	2793	6		Petrol	89, 105
RU	1781	4		Petrol	18	M 54 306 S3	2979	6		Petrol	58, 100
SA	1595	4		Petrol	18	M54 B22 (226S1)	2171	6		Petrol	58, 73, 74, 105, 106
SB	1588	4		Diesel	18, 19	M54 B25 (256S5)	2494	6		Petrol	58, 73, 74, 75, 97, 106
SD	1847	4		Petrol	18	M54 B30 (306S3)	2979	6		Petrol	58, 73, 74, 91, 97, 100, 105, 106
SF	1781	4		Petrol	18, 32	M 57 306 D3	2993	6		Diesel	60, 74, 75
SH	1781	4		Petrol	20	M57 D25 (256D1)	2497	6		Diesel	73, 74
SK	1994	5		Petrol	19, 32	M 57 D25 TU	2497	6		Diesel	74, 75
SL	1994	5		Petrol	20	M 57 D30	2926	6		Diesel	58
WB	2144	5		Petrol	20	M57 D30 (306D1)	2926	6		Diesel	58, 73, 89, 100
WC	2144	5		Petrol	20, 21	M57 D30 (306D2)	2993	6		Diesel	58, 74, 75, 90, 97, 100
WH	1921	5		Petrol	20	M57 D30 (306D3)	2993	6		Diesel	59, 60, 61, 62, 74, 75, 90, 91, 97, 101
WJ	2144	5		Petrol	21	M57 D30 (306D4)	2993	6		Diesel	74, 75
WN	1921	5		Petrol	18, 32	M57 D30 (306D5)	2993	6		Diesel	59, 60, 61, 74, 75, 81, 82, 97, 101, 103
WV	1588	4		Petrol	18	M 57 N 2 306 D3	2993	6		Diesel	103
YN	1588	4		Petrol	18, 32	M 57 N 256 D4	2497	6		Diesel	74, 75
ZF	1297	4		Petrol	18	M 57 N 306 D4	2993	6		Diesel	100
AUSTIN						M 60 B30	2997	V8		Petrol	89
12CC	1275	4		Petrol	44	M60 B30 (308S1)	2997	V8		Petrol	72, 88, 89
12 HA85AA	1275	4		Petrol	41	M60 B40 (408S1)	3982	V8		Petrol	72, 88, 89, 93
A/A+ Series (99H)	998	4		Petrol	39, 41, 42	M62 B44 (448S1)	4398	V8		Petrol	73, 89, 93
A+ Series (12 H)	1275	4		Petrol	39, 40, 41, 42	M62 B44 (448S2)	4398	V8		Petrol	73, 89, 100
A+ Series (12 H996)	1275	4		Petrol	41	M67 D39 (398D1)	3901	V8		Diesel	89, 91
A+ Series (12 H999)	1275	4		Petrol	40	N 13 B16 A	1598	4		Petrol	52, 53, 64, 65
A+ Series (12 HA)	1275	4		Petrol	41	N 47 D20 A	1995	4		Diesel	47, 48, 49, 50, 51, 59, 60, 61, 62, 74, 75, 97
A+ Series (12 HC)	1275	4		Petrol	40	N 47 D20 B	1995	4		Diesel	48, 49, 50, 51
A+ Series (12 HE)	1275	4		Petrol	40	N 47 D20 C	1995	4		Diesel	47, 48, 49, 50, 51, 52, 53, 54, 59, 60, 61, 62, 63, 64, 65, 66, 67, 68, 69, 74, 75, 76, 77, 78, 79, 96, 97, 98
A+ Series (12 HL)	1275	4		Petrol	41, 43	N 47 D20 D	1995	4		Diesel	48, 49, 50, 51, 52, 53, 54, 64, 65, 66, 67, 68, 77, 78, 96, 102
A + series (99H)	998	4		Petrol	41, 42	N 47 S D20 D	1995	4		Diesel	96
A Series	848	4		Petrol	42	N 55 B30 A	2979	V6		Petrol	49, 51, 52, 53, 54, 59, 60, 61, 62, 64, 65, 66, 67, 68, 69, 77, 78, 79, 83, 84, 85, 86, 92, 98, 99, 101, 102, 103
A series (10H)	1098	4		Petrol	39, 42	N 57 D30 A	2993	6		Diesel	59, 60, 61, 62, 64, 65, 66, 67, 68, 69, 76, 78, 79, 92, 98, 99, 101, 102, 103, 104
A Series (12 H)	1275	4		Petrol	42						
A Series (12 L)	1275	4		Petrol	39						
BEDFORD											
13 S	1297	4		Petrol	46						
14 NV	1389	4		Petrol	45, 46						



ENGINE INDEX

Motorindex • Indice motore • Index moteur
Índice de motor • Indeks silników • указатель двигателей







 ccm   9	 ccm   9
N 57 D30 B 2993 6 Diesel 64, 65, 66, 67, 68, 69, 76, 77, 78, 79, 84, 85, 86, 92, 98, 99, 101, 102, 103	9HM (DV6UC) 1560 4 Diesel 142, 148
N 57 D30 C 2993 6 Diesel 76, 78, 92, 101, 102, 103, 104	9HP (DV6DTE) 1560 4 Diesel 126, 130, 131, 132, 133, 134, 143, 144
N 67 N 448 D2 4423 V8 Diesel 91	9HR (DV6C) 1560 4 Diesel 126, 130, 131, 132, 133, 134, 135, 136, 143, 144, 145
S62 B50 (508S1) 4941 V8 Petrol 73, 107	9HS (DV6TED4BU) 1560 4 Diesel 126
CHEVROLET	9HT (DV6BTE) 1560 4 Diesel 126
10 HM 3195 V6 Petrol 109	9HT (DV6BTE) 1560 4 Diesel 126
A 17 DTE 1686 4 Diesel 111	9HW (DV6ETED) 1560 4 Diesel 126
F8CV 796 3 Petrol 115, 118	9HX (DV6ATED4) 1560 4 Diesel 126, 130, 131, 132, 161
LDV 1248 4 Diesel 108	9HY (DV6TED4) 1560 4 Diesel 132, 135, 136
LE5 2384 4 Petrol 109, 113	9HZ (DV6TED4) 1560 4 Diesel 126, 129, 130, 131, 132, 135, 136, 161
LSF 1248 4 Diesel 108	A8A (XUD7TE) 1769 4 Diesel 127
Y 17 DT 1686 4 Diesel 110	A9A (XUD7) 1769 4 Diesel 126, 159, 160
Z 13 DTJ 1248 4 Diesel 119	AJZ (XUD7TE) 1769 4 Diesel 127
Z 16 SE 1598 4 Petrol 110	B1A (XU51C/K) 1580 4 Petrol 127
Z 20 D1 1998 4 Diesel 111, 117	B1E (XU51C) 1580 4 Petrol 127
Z 20 DM 1991 4 Diesel 114, 116	BAY (XU5CP) 1580 4 Petrol 127
Z 20 DMH 1991 4 Diesel 111	BAZ (XU5CP) 1580 4 Petrol 127
Z 20 S 1991 4 Diesel 109, 112, 116	BHZ (DV6FC) 1560 4 Diesel 143
Z 20 S1 1991 4 Diesel 111	CDY (TU9M) 954 4 Petrol 125
CHRYSLER	CDZ (TU9M) 954 4 Petrol 125, 152
198 A2.000 1598 4 Diesel 121	CRD93L (U25/661) 2500 4 Diesel 140
199 B1.000 1248 4 Diesel 124	D6A (XU9J2) 1905 4 Petrol 127
EJD 1598 4 Petrol 122, 123	D6C (XU9J4) 1905 4 Petrol 127
M664 2987 V6 Diesel 120	D8B (XUD9TF) 1905 4 Diesel 142, 146, 148, 153, 156
CITROËN	D8C (XUD9UTF) 1905 4 Diesel 147, 151
129/5 1219 4 Petrol 154	D9A (XUD9) 1905 4 Diesel 127
161 (XUD7) 1769 4 Diesel 127	D9B (XUD9A/L) 1905 4 Diesel 126, 155
161A (XUD7) 1769 4 Diesel 127, 139, 154, 159, 162, 163	D9B (XUD9A/U) 1905 4 Diesel 127, 140, 142, 147, 148, 151, 162, 163
162 (XUD9) 1905 4 Diesel 127	DDZ (XU9M) 1905 4 Petrol 127
171C 1580 4 Petrol 127	DFZ (XU9J1) 1905 4 Petrol 127
171D (XU5S) 1580 4 Petrol 127	DHV (XUD9BSD) 1905 4 Diesel 159, 160
220 A2.000 1581 4 Petrol 142, 148	DHW (XUD9SD) 1905 4 Diesel 155, 156
3FZ (EW12J4) 2230 4 Petrol 138	DHX (XUD9TF/BTF) 1905 4 Diesel 142, 146, 147, 148, 151, 153, 155, 156
4HL (DW12C) 2179 4 Diesel 135, 136	DHY (XUD9TE/Y) 1905 4 Diesel 155, 156, 159, 160, 162, 163
4HN (DW12MTED4) 2179 4 Diesel 141	DJY (XUD9A) 1905 4 Diesel 126, 140, 147, 151, 159, 160, 162
4HT (DW12BTE) 2179 4 Diesel 135, 136, 137, 138	DJZ (XUD9Y) 1905 4 Diesel 127, 155, 162, 163
4HU (P22DTE) 2198 4 Diesel 147, 151	DKZ (XU9JA) 1905 4 Petrol 127, 162
4HV (P22DTE) 2198 4 Diesel 147, 151	DT17ED4 2720 V6 Diesel 135, 136, 137
4HW (DW12TED4) 2179 4 Diesel 138	DT20C 2993 V6 Diesel 135, 136, 137
4HX (DW12TED4/FAP) 2179 4 Diesel 135, 136	DV4D 1398 4 Diesel 128
4HY (DW12UTED) 2179 4 Diesel 147, 151	DV6B 1560 4 Diesel 126
4N13 1798 4 Diesel 132	FHZ (F13DTE5) 1248 4 Diesel 150
5FR (EP6DT) 1598 4 Petrol 143	H1B (TU1) 1124 4 Petrol 125, 162
5FS (EP6C) 1598 4 Petrol 126, 130, 131, 132, 133, 134, 135, 136, 143, 144	HDZ (TU1M) 1124 4 Petrol 125, 126, 127, 139, 152, 162
5FT (EP6DT) 1598 4 Petrol 132, 133, 134	K1H (TU3A) 1360 4 Petrol 127, 139
5FV (EP6CDT) 1598 4 Petrol 132, 133, 134, 135, 143, 144, 145	K2A (TU3FM) 1360 4 Petrol 125
5FV (EP6DT) 1598 4 Petrol 136	K2B (TU3F2) 1360 4 Petrol 125
5FW (EP6) 1598 4 Petrol 131, 132, 133, 134	K3A (TU3) 1360 4 Petrol 139
5FX (EP6DT) 1598 4 Petrol 132, 133, 134, 143	K9A (TUD3) 1360 4 Diesel 125
6FY (EW7A) 1749 4 Petrol 133, 134, 135, 136	K9Y (TUD3Y) 1360 4 Diesel 125, 162
6FZ (EW7J4) 1749 4 Petrol 135, 136, 159, 161	KDY (TU3M) 1360 4 Petrol 125, 127, 139, 163
8140.43N 2798 4 Diesel 147, 151	KFU (ET3J4) 1360 4 Petrol 129, 130, 132
8140.43S 2798 4 Diesel 147, 151	KFV (TU3A) 1360 4 Petrol 130, 150
8FN (EP3) 1397 4 Petrol 131	KFV (TU3JP) 1360 4 Petrol 129, 130
8FP (EP3) 1397 4 Petrol 130, 131, 132, 143	KFW (TU3JP) 1360 4 Petrol 126, 152, 159, 160
8FS (EP3) 1397 4 Petrol 131	KFX (TU3JP) 1360 4 Petrol 126, 152, 159, 160, 162, 163
8HR (DV4C) 1398 4 Diesel 130, 143	LFY (XU7JP4) 1761 4 Petrol 155, 156, 159, 160, 162, 163
8HS (DV4TED) 1398 4 Diesel 150	NFR (TU5JP4B) 1587 4 Petrol 126
8HX (DV4TD) 1398 4 Diesel 129, 130, 159, 160	NFS (TU5JP4S) 1587 4 Petrol 129
8HY (DV4TED4) 1398 4 Diesel 130	NFU (TU5JP4) 1587 4 Petrol 126, 129, 130, 132, 159, 160, 161
8HZ (DV4TD) 1398 4 Diesel 129, 130	NFX (TU5JP4) 1587 4 Petrol 152
9HD (DV6C) 1560 4 Diesel 131	NFZ (TU5JP) 1587 4 Petrol 152, 159, 160, 161
9HH (DV6DUM) 1560 4 Diesel 142, 148	P8A (XUD11ATE) 2088 4 Diesel 157, 158
9HL (DV6C) 1560 4 Diesel 126, 132, 133, 143, 144	P8C (XUD11BTE) 2088 4 Diesel 146, 153, 155, 156, 157, 158









	ccm	x			9		ccm	x			9
PHZ (XUD11ATE)	2088	4	Diesel		157, 158	128 AC.000	1290	4	Petrol		183
PJZ (XUD11ATE)	2088	4	Diesel		157, 158	128 AS.000	1290	4	Petrol		204
RFH (EW10A)	1997	4	Petrol		142, 148	132 B1.000	1756	4	Petrol		184
RFJ (EW10A)	1997	4	Petrol		132, 133, 134, 135, 136, 138	138 A1.000	1302	4	Petrol		216
RFK (EW10J4S)	1997	4	Petrol		132	138 A2.000	1498	4	Petrol		216
RFN (EW10J4)	1997	4	Petrol		132, 135, 136, 138, 142, 146, 148, 159, 160, 161	138 A3.000	1302	4	Petrol		216
RFS (XU10J4RS)	1998	4	Petrol		159, 162	138 A4.000	1498	4	Petrol		216
RFV (XU10J4R)	1998	4	Petrol		146, 153, 155, 156, 157, 158, 159, 160	138 B2.000	1302	4	Petrol		215, 216, 227
RFY (XU10J4/Z)	1998	4	Petrol		155, 162	138 B3.000	1498	4	Petrol		215, 216
RHF (DW10BTED4)	1997	4	Diesel		132, 135, 136	138 B3.048	1498	4	Petrol		215
RHJ (DW10BTED4)	1997	4	Diesel		133, 134	138 B6.000	1714	4	Diesel		215, 216
RHK (DW10UTED4)	1997	4	Diesel		138, 142, 148	138 C2.048	1498	4	Petrol		215, 216, 227
RHM (DW10ATED4)	1997	4	Diesel		138	141 C2.000	999	4	Petrol		210
RHR (DW10BTED4)	1997	4	Diesel		132, 135, 136, 138, 142, 148	146 B2.000	1697	4	Diesel		201, 202, 227
RHS (DW10ATED)	1997	4	Diesel		135, 136	146 C6.000	1581	4	Petrol		202
RHT (DW10ATED4)	1997	4	Diesel		138	146 D6.000	1585	4	Petrol		202
RHV (DW10TD)	1997	4	Diesel		147, 151	146 D7.000	1697	4	Diesel		202
RHW (DW10OUTD)	1997	4	Diesel		147, 151	149 A1.000	1929	4	Diesel		215, 224, 225
RHW (DW10ATED4)	1997	4	Diesel		138, 142, 146, 148, 153	149 A3.000	1302	4	Petrol		215, 216
RHX (DW10BTED)	1997	4	Diesel		142, 148	149 A5.000	1498	4	Petrol		215, 216
RHY (DW10TD)	1997	4	Diesel		126, 135, 136, 155, 156, 159, 160, 161	149 A7.000	1302	4	Petrol		215, 216, 227
RHZ (DW10ATED)	1997	4	Diesel		135, 136, 142, 146, 148, 153, 155, 156, 159, 160, 161	149 B1.000	1929	4	Diesel		195, 223
RLZ (EW10D)	1997	4	Petrol		135, 136	149 B2.000	1697	4	Diesel		202
T8A (DJ5T)	2446	4	Diesel		147, 151	149 B3.000	1697	4	Diesel		200, 202, 211, 215, 216, 227
T9A (DJ5)	2446	4	Diesel		147, 151	149 B4.000	1697	4	Diesel		225
THX (DJ5TED)	2446	4	Diesel		147, 151	149 C1.000	1498	4	Petrol		201, 202, 215, 216, 227
THY (DK5ATE)	2446	4	Diesel		157, 158	156 A2.048	999	4	Petrol		227
UHZ (DT17BTED4)	2720	V6	Diesel		136, 137	156 A2.100	999	4	Petrol		210, 227
VJY (TUD5)	1527	4	Diesel		125, 152	156 A2.246	999	4	Petrol		202, 210, 227
VJZ (TUD5)	1527	4	Diesel		125, 152, 159, 160	156 A3.100	999	4	Petrol		210
WJY (DW8B)	1868	4	Diesel		126, 142, 148, 159, 160	156 A5.000	1301	4	Diesel		210
WJZ (DW8)	1868	4	Diesel		126, 142, 148, 159, 160	159 A2.000	1372	4	Petrol		224, 225
XFV (ES9A)	2946	V6	Petrol		135, 136	159 A3.000	1581	4	Petrol		212, 224, 225
XFV (ES9A)	2946	6	Petrol		135, 137	159 A3.046	1585	4	Petrol		224, 225, 227
XFX (ES9J4S)	2946	V6	Petrol		135, 136, 137, 138	159 A3.048	1585	4	Petrol		224, 225, 227
XFZ (ES9J4)	2946	V6	Petrol		155, 156, 157, 158	159 B9.000	1581	4	Petrol		224
XW7 (109/5)	1124	4	Petrol		154	160 A1.000	1372	4	Petrol		225
XW7 (109/5E)	1124	4	Petrol		149	160 A2.000	1585	4	Petrol		225
XW7 (109/5F)	1124	4	Petrol		154	160 A7.000	1929	4	Diesel		188, 189, 224, 225
XW7 (109K)	1124	4	Petrol		139, 154	160 B6.046	1929	4	Diesel		224, 225
XY6C (150A)	1360	4	Petrol		127	160 D1.000	1929	4	Diesel		224, 225
XY6D (150C)	1360	4	Petrol		127	169 A1.000	1248	4	Diesel		186, 210
XY7 (150D)	1360	4	Petrol		139, 154	170 A.000	704	2	Petrol		190
XY8 (150B)	1360	4	Petrol		154	170 A.046	704	2	Petrol		190
DACIA						170 A1.000	903	4	Petrol		190
F8Q 630	1870	4	Diesel		167	175 A3.000	1998	5	Petrol		191
K4M 606	1598	4	Petrol		164	176 A3.000	1697	4	Diesel		209, 213, 220, 222
K4M 690	1598	4	Petrol		164, 165, 166	176 A4.000	1372	4	Petrol		213
K4M 696	1598	4	Petrol		164, 165, 166	176 A5.000	1697	4	Diesel		209, 213
K7M 710	1598	4	Petrol		165, 166	176 A6.000	1108	4	Petrol		213
K9K 790	1461	4	Diesel		165	176 A9.000	1581	4	Petrol		213
K9K 796	1461	4	Diesel		164, 165, 166	176 B1.000	1242	4	Petrol		213
DAEWOO						176 B2.000	1108	4	Petrol		190, 210, 213, 219
A15MF	1498	4	Petrol		170, 178	176 B3.000	1697	4	Diesel		213
A15SMS	1498	4	Petrol		172, 173, 174	176 B4.000	1242	4	Petrol		213
F8CV	796	3	Petrol		177, 181	176 B6.000	1372	4	Petrol		213
G15MF	1498	4	Petrol		168, 169, 178	176 B7.000	1697	4	Diesel		213
X20SED	1998	4	Petrol		171, 173, 175, 176, 179, 180	176 B9.000	1242	4	Petrol		213
FIAT						178 B2.000	1372	4	Petrol		209, 220
1170 A1.000	899	4	Petrol		190	178 B3.000	1581	4	Petrol		209, 220
1170 A1.046	899	4	Petrol		190, 210, 219	178 B5.000	1242	4	Petrol		209, 220, 222
127 A5.000	1301	4	Diesel		182, 185, 201, 202, 227	178 C7.098	1581	4	Petrol		209
128 A.000	1116	4	Petrol		183	178 D2..011	1581	4	Petrol		209, 222
128 A1.000	1290	4	Petrol		183	182 A1.000	1998	5	Petrol		189, 191, 207
						182 A2.000	1747	4	Petrol		188, 189, 207



ENGINE INDEX

Motorindex • Indice motore • Index moteur
Índice de motor • Indeks silników • указатель двигателей







 ccm			9	 ccm			9		
182 A3.000	1371	4	Petrol	188, 189, 207	4HS	2179	4	Diesel	226
182 A4.000	1581	4	Petrol	188, 189, 207, 208	4HT (DW12BTED4)	2179	4	Diesel	226
182 A5.000	1371	4	Petrol	188, 189	4HV	2198	4	Diesel	194
182 A6.000	1581	4	Petrol	188, 189	4HW (DW12ATED4)	2179	4	Diesel	226
182 A7.000	1910	4	Diesel	188, 189, 207	8140.27	2500	4	Diesel	197
182 A8.000	1910	4	Diesel	188, 189, 207	8140.43	2800	4	Diesel	198, 199
182 B3.000	1998	5	Petrol	191	8140.43S	2800	4	Diesel	198, 199
182 B4.000	1910	4	Diesel	188, 189, 207, 208	8140.63	2800	4	Diesel	198
182 B5.098	1581	4	Petrol	207	8140.67	2500	4	Diesel	197
182 B6.000	1596	4	Petrol	188, 189, 193, 207, 208, 209, 220, 221	8144.67	2500	4	Diesel	192, 196, 197
182 B7.000	1998	5	Petrol	188, 189, 207	8144.97	2500	4	Diesel	192
182 B9.000	1910	4	Diesel	188, 189, 193, 207	835 C1.000	1581	4	Petrol	224, 225
183 A1.000	1747	4	Petrol	187, 191, 213	836 A3.000	1995	4	Petrol	191, 225
185 A3.000	1581	4	Petrol	207	836 A4.000	1372	4	Petrol	224, 225
185 A6.000	2387	5	Diesel	207	839 A5.000	2387	5	Diesel	207
185 A8.000	1998	5	Petrol	207	844 A2.000	1956	4	Diesel	189
186 A3.000	1581	4	Petrol	208	937A4.000	1910	4	Diesel	221
186 A4.000	1581	4	Petrol	207, 208	937A5.000	1910	4	Diesel	189, 221
186 A6.000	1910	4	Diesel	207, 208	937 A7.000	1910	4	Diesel	221
186 A8.000	1910	4	Diesel	208	939 A1.000	1910	4	Diesel	192, 203
186A9.000	1910	4	Diesel	193, 208	939 A2.000	1910	4	Diesel	192
188 A2.000	1910	4	Diesel	209, 213, 222	939 A3.000	2387	5	Diesel	192
188 A3.000	1910	4	Diesel	213	939 A8.000	1910	4	Diesel	192
188 A4.000	1242	4	Petrol	209, 210, 213, 220, 222, 227	955 A3.000	1598	4	Diesel	186, 213
188 A5.000	1242	4	Petrol	188, 189, 205, 209, 213, 220, 221	955 A4.000	1598	4	Diesel	189
188 A6.000	1747	4	Petrol	187, 213	D19AA	1910	4	Diesel	218
188 A7.000	1910	4	Diesel	213	D8B	1905	4	Diesel	217
188 A8.000	1248	4	Diesel	193, 210	D9B (XUD9/A/B/L/Y)	1905	4	Diesel	195, 217
188 A9.000	1248	4	Diesel	193, 205, 209, 210, 213, 220	D9B (XUD9A)	1905	4	Diesel	195
188 B2.000	1910	4	Diesel	205, 213	DHX	1905	4	Diesel	195
192 A1.000	1910	4	Diesel	189, 221	DHX (XUD9TE)	1905	4	Diesel	195, 217, 226
192 A2.000	2446	5	Petrol	221	DJY	1905	4	Diesel	195
192 A3.000	1910	4	Diesel	221	DW10 (RHV)	1997	4	Diesel	195, 196
192 A4.000	1747	4	Petrol	221	DW10BTED4	1997	4	Diesel	217
192 A5.000	1910	4	Diesel	221	F1AE0481C	2286	4	Diesel	194
192 A8.000	1910	4	Diesel	189, 221	F1AE0481D	2286	4	Diesel	194
192A9.000	1910	4	Diesel	221	F1AE0481N	2287	4	Diesel	194
192 B1.000	1910	4	Diesel	221	F1AE3481D	2287	4	Diesel	194
192 B5.000	1910	4	Diesel	189, 221	F1AE3481E	2287	4	Diesel	194
198 A2.000	1598	4	Diesel	189	F1AE3481G	2287	4	Diesel	194
198 A3.000	1598	4	Diesel	189, 193, 206	F1CE0441A	2999	4	Petrol	194
198 A5.000	1956	4	Diesel	189	F1CE0481D	2999	4	Diesel	194
198 A6.000	1598	4	Diesel	189	F1CE3481E	2999	4	Diesel	194
199 A1.000	1248	4	Diesel	210	F1CE3481M	2999	4	Diesel	194
199 A2.000	1248	4	Diesel	193, 203, 213	F1CE3481N	2999	4	Diesel	194
199 A3.000	1248	4	Diesel	193, 203, 205, 206, 213	P8C (XUD 11 BTE)	2088	4	Diesel	226
199 A5.000	1910	4	Diesel	213	RFN (EW10J4)	1997	4	Petrol	217, 226
199 A9.000	1248	4	Diesel	202, 210, 213, 214	RHK	1997	4	Diesel	217, 226
199 B1.000	1248	4	Diesel	186, 202, 205, 213, 214, 222	RHM (DW10ATED4)	1997	4	Diesel	226
199 B2.000	1248	4	Diesel	213	RHR	1997	4	Diesel	217, 226
199 B4.000	1248	4	Diesel	186, 213	RHW (DW10ATED4)	1997	4	Diesel	217, 226
220 A 2.000	1581	4	Petrol	217	RHX (DW10)	1997	4	Diesel	217
223 A5.000	1242	4	Petrol	193	RHZ (DW10)	1997	4	Diesel	217, 226
223 A6.000	1910	4	Diesel	193, 209, 220, 222	WJZ (DW8)	1868	4	Diesel	217
223 A7.000	1910	4	Diesel	193	XFW	2946	V6	Petrol	226
223 A9.000	1248	4	Diesel	193, 213, 222	FORD				
223 B2.000	1910	4	Diesel	193	1Z	1896	4	Diesel	251
230 A3.000	1929	4	Diesel	195	4AB	2496	4	Diesel	270
230 A4.000	1929	4	Diesel	195	4ED	2496	4	Diesel	270
250 A1.000	1956	4	Diesel	194	A9A	1299	4	Petrol	253
263 A1.000	1956	4	Diesel	193	A9B	1299	4	Petrol	253
263 A2.000	1248	4	Diesel	193	A9JA	1299	4	Petrol	245
263 A3.000	1598	4	Diesel	193	A9JB	1299	4	Petrol	245
280 A1.000	1929	4	Diesel	195	AAA	2792	V6	Petrol	251
350 A2.000	1598	4	Diesel	205	ABFA	1998	4	Diesel	270







	ccm	x				9		ccm	x				9
AFN	1896		4		Diesel	251	FMBA	1998		4		Diesel	256
AHU	1896		4		Diesel	251	FUA	1392		4		Petrol	236, 259
ANU	1896		4		Diesel	251	FUAA	1392		4		Petrol	236, 259
ASZ	1896		4		Diesel	251	FUB	1392		4		Petrol	242
AUY	1896		4		Diesel	251	FUBA	1392		4		Petrol	242
AVG	1896		4		Diesel	251	FUC	1392		4		Petrol	236, 259
AYL	2792		V6		Petrol	251	FUD	1392		4		Petrol	242
B	1593		4		Petrol	270	FUG	1392		4		Petrol	243
BAA	1299		4		Petrol	253	FUH	1392		4		Petrol	238, 239, 260
BAJA	1299		4		Petrol	245	FUJ	1392		4		Petrol	243
BHDA	1753		4		Diesel	247	FUJA	1242		4		Petrol	245, 250
BHDB	1753		4		Diesel	247	FUJB	1242		4		Petrol	245, 250
BTB	1896		4		Diesel	251	FXDA	1388		4		Petrol	247
C9DA	1753		4		Diesel	247	FXDB	1388		4		Petrol	247
C9DB	1753		4		Diesel	247	FXDC	1388		4		Petrol	247
C9DC	1753		4		Diesel	247	FXDD	1388		4		Petrol	247
CDRA	1599		4		Petrol	268	FXFA	2402		4		Diesel	270
CDRB	1599		4		Petrol	268	FYDA	1596		4		Petrol	247
CVRA	2198		4		Diesel	270	FYDB	1596		4		Petrol	247
CVRB	2198		4		Diesel	270	FYDC	1596		4		Petrol	247
CVRC	2198		4		Diesel	270	FYDD	1596		4		Petrol	247
CYFA	2198		4		Diesel	270	FYDH	1596		4		Petrol	247
CYFB	2198		4		Diesel	270	G6A	1118		4		Petrol	243
CYFC	2198		4		Diesel	270	G8DA	1560		4		Diesel	231, 248
CYFD	2198		4		Diesel	270	G8DB	1560		4		Diesel	231, 248
CYRA	2198		4		Diesel	270	G8DD	1560		4		Diesel	231, 248
CYRB	2198		4		Diesel	270	G8DE	1560		4		Diesel	248
CYRC	2198		4		Diesel	270	G8DF	1560		4		Diesel	248
D2FA	2402		4		Diesel	270	GBVAJPF	2198		4		Diesel	264
D2FB	2402		4		Diesel	270	GBVAJQJ	2198		4		Diesel	264
D2FE	2402		4		Diesel	270	GBVAJQW	2198		4		Diesel	264
D3FA	1998		4		Diesel	270	GLA	1117		4		Petrol	241
D4FA	2402		4		Diesel	270	GLB	1117		4		Petrol	235
D5BA	1998		4		Diesel	256	GLC	1117		4		Petrol	242
D6BA	1998		4		Diesel	256	GLW	1117		4		Petrol	241
DOFA	2402		4		Diesel	270	GMA	1117		4		Petrol	235
DRFA	2198		4		Diesel	270	GPA	1117		4		Petrol	235
DRFB	2198		4		Diesel	270	GPDA	1560		4		Diesel	231, 248
DRFC	2198		4		Diesel	270	GPDC	1560		4		Diesel	248
DRFD	2198		4		Diesel	270	GSE	1117		4		Petrol	235
DRFE	2198		4		Diesel	270	GSG	1117		4		Petrol	236
DRRA	2198		4		Diesel	270	GSH	1117		4		Petrol	242
DRRB	2198		4		Diesel	270	GUD	1118		4		Petrol	243
DRRC	2198		4		Diesel	270	GUE	1118		4		Petrol	243
F3FA	1998		4		Diesel	270	H9FA	2402		4		Diesel	270
F4FA	2402		4		Diesel	270	H9FB	2402		4		Diesel	270
F6A	1392		4		Petrol	242	H9FD	2402		4		Diesel	270
F6B	1392		4		Petrol	236, 259	HHDA	1560		4		Diesel	231, 248
F6C	1392		4		Petrol	242	HHDB	1560		4		Diesel	231, 248
F6D	1392		4		Petrol	236, 259	HHJA	1560		4		Diesel	245, 250
F6E	1392		4		Petrol	243	HHJB	1560		4		Diesel	245, 250
F6F	1392		4		Petrol	237, 238, 260	HHJC	1560		4		Diesel	246
F6G	1392		4		Petrol	237, 238, 260	HHJD	1560		4		Diesel	246
F6JA / DV4TD	1398		4		Diesel	245, 250	HHJE	1560		4		Diesel	246
F6JB	1398		4		Diesel	245, 246, 250	HHJF	1560		4		Diesel	246
F6JD	1398		4		Diesel	246	HJBA	1998		4		Diesel	256
F9DA	1753		4		Diesel	247	HJBB	1998		4		Diesel	256
F9DB	1753		4		Diesel	247	HJBC	1998		4		Diesel	256
FD4	1248		4		Diesel	253	HXDA	1596		4		Petrol	231, 248
FFDA	1753		4		Diesel	247	J3E	1298		4		Petrol	241
FHA	1388		4		Petrol	233, 244	J4B	1297		4		Petrol	237, 238, 239, 260
FHD	1388		4		Petrol	263	J4C	1297		4		Petrol	244
FHE	1388		4		Petrol	244	J4D	1299		4		Petrol	253
FHF	1388		4		Petrol	263	J4J	1299		4		Petrol	244
FIFA	1998		4		Diesel	270	J4K	1299		4		Petrol	253



ENGINE INDEX

Motorindex • Indice motore • Index moteur
Índice de motor • Indeks silników • указатель двигателей







	ccm			9		ccm			9
J4L	1299	4	Petrol	244	LRA	1597	4	Petrol	235, 258
J4M	1299	4	Petrol	253	LRB	1597	4	Petrol	236, 259
J4N	1299	4	Petrol	253	LSD	1593	4	Petrol	266
J4P	1299	4	Petrol	253	LSE	1593	4	Petrol	266
J4Q	1299	4	Petrol	244	LTA	1608	4	Diesel	235, 240, 258
J4R	1299	4	Petrol	244	LTB	1608	4	Diesel	241, 242
J4S	1299	4	Petrol	253	LTC	1608	4	Diesel	236, 259
J4T	1299	4	Petrol	244	LUC	1597	4	Petrol	240, 259
J6A	1297	4	Petrol	237, 238, 239, 260	LUD	1597	4	Petrol	242
J6B	1297	4	Petrol	243	LUG	1597	4	Petrol	236, 259
JBA	1297	4	Petrol	236	LUJ	1597	4	Petrol	237, 260
JBB	1297	4	Petrol	236, 259	LUK	1597	4	Petrol	237, 260
JBC	1297	4	Petrol	243, 244	M7JA	1242	4	Petrol	245
JBD	1297	4	Petrol	237	M7JB	1242	4	Petrol	245
JCT	1294	4	Petrol	266	N4A	1993	4	Petrol	266
JJA	1297	4	Petrol	244	N4B	1993	4	Petrol	266
JJB	1299	4	Petrol	253	N4I	1993	4	Petrol	266
JJC	1299	4	Petrol	244	N6T	1993	4	Petrol	270
JJE	1299	4	Petrol	244	N7BA	1998	4	Diesel	256
JJJ	1299	4	Petrol	244	N8D	1993	4	Petrol	265
JJK	1299	4	Petrol	244	NAT	1993	4	Petrol	270
JJM	1299	4	Petrol	244	NAV	1993	4	Petrol	270
JLA	1297	4	Petrol	236, 259	NCA	1993	4	Petrol	270
JLB	1297	4	Petrol	236, 259	NE	1993	4	Petrol	234
JPA	1296	4	Petrol	235, 258, 259	NE5	1993	4	Petrol	266
JPC	1296	4	Petrol	242	NEG	1993	4	Petrol	269
JXFA	2402	4	Diesel	270	NEJ	1993	4	Petrol	266
JXFC	2402	4	Diesel	270	NEL	1993	4	Petrol	265
KNBA	2179	4	Diesel	257	NEN	1993	4	Petrol	230
KNWA	2179	4	Diesel	251, 267	NER	1993	4	Petrol	269
KVJA	1399	4	Diesel	246	NES	1993	4	Petrol	266
L1E	1597	4	Petrol	238, 239, 260	NET	1993	4	Petrol	266
L1F	1597	4	Petrol	254	NGDA	1560	4	Diesel	249
L1G	1597	4	Petrol	243	NR2	1993	4	Petrol	266
L1H	1597	4	Petrol	238, 239	NRA	1993	4	Petrol	265
L1J	1597	4	Petrol	254, 255	NRB	1993	4	Petrol	266
L1L	1597	4	Petrol	255	NRC	1993	4	Petrol	265
L3E	1599	4	Petrol	241	NRD	1993	4	Petrol	266
L4B	1598	4	Petrol	235, 236, 259	NRI	1993	4	Petrol	265
L6B	1597	4	Petrol	266	P8FA	2198	4	Diesel	270
LAC	1593	4	Petrol	229	P8FB	2198	4	Diesel	270
LAD	1593	4	Petrol	269	PGFA	2198	4	Diesel	270
LAR	1593	4	Petrol	269	PGFB	2198	4	Diesel	270
LAT	1593	4	Petrol	270	PHFA	2402	4	Diesel	270
LC	1599	4	Petrol	234	PHFC	2402	4	Diesel	270
LCE	1593	4	Petrol	229	Q4BA	2179	4	Diesel	251, 257
LCJ	1593	4	Petrol	232, 269	Q4WA	2179	4	Diesel	251, 267
LCK	1593	4	Petrol	252	QJBA	2198	4	Diesel	256
LCN	1593	4	Petrol	230	QJBB	2198	4	Diesel	256
LCR	1593	4	Petrol	261	QJBC	2198	4	Diesel	256
LCS	1593	4	Petrol	266	QJBD	2198	4	Diesel	256
LCT	1593	4	Petrol	266	QVFA	2198	4	Diesel	270
LE	1593	4	Petrol	228, 269	QWFA	2198	4	Diesel	270
LEC	1593	4	Petrol	229	R2A	1796	4	Petrol	266
LJB	1597	4	Petrol	236, 259	RDA	1796	4	Petrol	237, 238, 239, 260
LJC	1597	4	Petrol	235, 243	RDB	1796	4	Petrol	243
LJD	1597	4	Petrol	243	REB	1796	4	Petrol	266
LJF	1597	4	Petrol	237, 260	REC	1796	4	Petrol	265
LNA	1597	4	Petrol	235	RED	1796	4	Petrol	266
LNB	1597	4	Petrol	236	REF	1796	4	Petrol	266
LP1	1597	4	Petrol	235, 258	RFA	1753	4	Diesel	262, 266
LP2	1597	4	Petrol	236, 259	RFB	1753	4	Diesel	266
LPA	1597	4	Petrol	235, 236, 258	RFD	1753	4	Diesel	238, 239, 240, 260
LR1	1597	4	Petrol	235, 258	RFK	1753	4	Diesel	238, 239, 240, 260
LR2	1597	4	Petrol	236	RFL	1753	4	Diesel	243, 266









	ccm	x			9		ccm	x			9
RFM	1753	4	Diesel	254		G4EK	1495	4	Petrol	272, 273, 274, 286, 289	
RFN	1753	4	Diesel	254, 255		G4LA	1248	4	Petrol	280, 281	
RFS	1753	4	Diesel	238, 240		IVECO					
RKC	1796	4	Petrol	239		8140.63.	2800	4	Diesel	294, 295	
RQB	1796	4	Petrol	237, 238, 239, 260		F1AE 0481 A	2287	4	Diesel	296	
RTA	1753	4	Diesel	236, 259		F1AE 0481 B	2287	4	Diesel	296	
RTB	1753	4	Diesel	236, 259		F1AE 0481 M	2287	4	Diesel	296	
RTC	1753	4	Diesel	243		F1CE 0481 A	2998	4	Diesel	296	
RTD	1753	4	Diesel	243		F1CE 0481 FA	2998	4	Diesel	297, 298	
RTE	1753	4	Diesel	237, 238, 239, 260		F1CE 0481 HA	2998	4	Diesel	297, 298	
RTF	1753	4	Diesel	237, 238, 239, 260		JAGUAR					
RTG	1753	4	Diesel	243		224DT	2179	4	Diesel	300	
RTH	1753	4	Diesel	237, 238, 239, 260		AJD	2720	V6	Diesel	299, 300, 301	
RTJ	1753	4	Diesel	244		JEEP					
RTK	1753	4	Diesel	233, 244		EXL	2987	V6	Diesel	302, 303	
RTP	1753	4	Diesel	244		KIA					
RVA	1753	4	Diesel	239		A3E	1343	4	Petrol	316	
SDBA	1998	4	Diesel	256		B1	1138	4	Petrol	314	
SRFA	2198	4	Diesel	270		B3	1324	4	Petrol	304, 314	
SRFB	2198	4	Diesel	270		B5	1498	4	Petrol	319	
SRFC	2198	4	Diesel	270		B6	1597	4	Petrol	319	
SRFD	2198	4	Diesel	270		D3FA	1120	3	Diesel	312, 318	
SRFE	2198	4	Diesel	270		D4EA	1991	4	Diesel	306, 307, 308, 309, 311, 321	
T1BA	1560	4	Diesel	257		D4EA-F	1991	4	Diesel	308, 315, 321	
T1BB	1560	4	Diesel	257		D4EA-V	1991	4	Diesel	321	
T1BC	1560	4	Diesel	257		D4FA	1493	4	Diesel	309, 314, 317	
T1DA	1560	4	Diesel	231, 249		D4FB	1582	4	Diesel	307, 308, 309, 315, 320, 322	
T1DB	1560	4	Diesel	231, 249		D4FB-L	1582	4	Diesel	308, 315	
T1WA	1560	4	Diesel	251, 267		D4FC	1396	4	Diesel	308, 315, 318, 322	
T1WB	1560	4	Diesel	251, 267		G4LA	1248	4	Petrol	312, 318	
T3DA	1560	4	Diesel	231, 249		J2	2665	4	Diesel	305, 310, 313	
T3DB	1560	4	Diesel	231, 249		LADA					
TKA	957	4	Petrol	241		XUD9A	1905	4	Diesel	323	
TKB	957	4	Petrol	242		LANCIA					
TL 20 H	1993	4	Petrol	229, 230, 269		138 C2.048	1498	4	Petrol	334	
TL 20 LC	1994	4	Petrol	252, 269		159 B9.000	1581	4	Petrol	325	
TLA	957	4	Petrol	241		175 A3.000	1998	5	Petrol	330	
TLB	999	4	Petrol	242, 243		175 A4.000	1995	4	Petrol	328	
TV 23 H	2293	V6	Petrol	228		176 B2.000	1108	4	Petrol	338, 339	
TV 23 S	2293	V6	Petrol	269		176 B9.000	1242	4	Petrol	338	
TZJA	1560	4	Diesel	246		182 A2.000	1747	4	Petrol	325, 328	
TZJB	1560	4	Diesel	246		182 A4.000	1581	4	Petrol	325, 328, 331	
UBJA	1560	4	Diesel	246		182 A6.000	1581	4	Petrol	328	
UHFA	2198	4	Diesel	270		182 B6.000	1596	4	Petrol	331	
UHFB	2198	4	Diesel	270		188 A4.000	1242	4	Petrol	338, 340	
UHFC	2198	4	Diesel	270		188 A5.000	1242	4	Petrol	338, 340	
USRA	2198	4	Diesel	270		188 A9.000	1248	4	Diesel	332, 340	
USRB	2198	4	Diesel	270		188 B2.000	1910	4	Diesel	332	
HONDA						198 A2.000	1598	4	Diesel	329	
XUD7T	1769	4	Diesel	271		198 A5.000	1956	4	Diesel	329	
HYUNDAI						199 A2.000	1248	4	Diesel	340	
4D56T	2477	4	Diesel	278		199 A3.000	1248	4	Diesel	332, 340	
D3-EA	1493	3	Diesel	272, 274, 279, 287		199 B1.000	1248	4	Diesel	332, 340	
D3FA	1120	3	Diesel	280, 281		350 A2.000	1598	4	Diesel	332	
D4EA	1991	4	Diesel	277, 282, 288, 290, 291, 292, 293		350 A3.000	1598	4	Diesel	332	
D4EA-F	1991	4	Diesel	293		4HP	2179	4	Diesel	333	
D4EA-V	1991	4	Diesel	293		4HR	2179	4	Diesel	333	
D4FA	1493	4	Diesel	272, 275, 279, 287		4HS	2179	4	Diesel	333	
D4FB	1582	4	Diesel	276, 277, 281, 282, 284		4HT	2179	4	Diesel	333	
D4FC	1396	4	Diesel	281, 282, 284		4HW (DW12ATED4)	2179	4	Diesel	333	
D4FC-M	1396	4	Diesel	284		828 B.000	1585	V4	Petrol	324, 337	
D4FD	1685	4	Diesel	283, 285		828 B1.000	1995	4	Petrol	324	
G4E-A	1341	4	Petrol	272, 274, 279		831 A1.000	1498	4	Petrol	327, 334	
G4EB	1495	4	Petrol	272, 274		831 A2.000	1301	4	Petrol	327, 334	
G4EH	1341	4	Petrol	272, 273, 274		831 A4.000	1585	4	Petrol	327, 334	



ENGINE INDEX

Motorindex • Indice motore • Index moteur
Índice de motor • Indeks silników • указатель двигателей







 ccm  	9	 ccm  	9
831 B.000	1299 4 Petrol 327	22 D	3528 V8 Petrol 342, 343
831 B1.000	1498 4 Petrol 327, 334	244DT	2402 4 Diesel 342
831 B1.048	1498 4 Petrol 334	24 D	3528 V8 Petrol 349
831 B4.000	1995 4 Petrol 334	25 D	3528 V8 Petrol 349
831 B6.000	1585 4 Petrol 334	276DT	2720 V6 Diesel 345, 346, 353
831 B7.046	1585 4 Petrol 327	306DT	2993 V6 Diesel 346, 352, 353
831 D.000	1929 4 Diesel 334	30DDTX	2993 V6 Diesel 346, 353
831 D1.000	1929 4 Diesel 327, 334	31 D	3528 V8 Petrol 349
831 E5.000	1995 4 Petrol 327	35 D	3950 V8 Petrol 343, 349
831 E5.046	1995 4 Petrol 327	368DT	3628 V8 Diesel 351, 353
834 B.000	1995 4 Petrol 335	36 D	3950 V8 Petrol 343, 349
834 B.048	1995 4 Petrol 335	37 D	3950 V8 Petrol 349
834 C1.000	1995 4 Petrol 335	38 D	3950 V8 Petrol 349
834 C1.246	1995 4 Petrol 335	40 D	4275 V8 Petrol 349
834 F2.000	1995 4 Petrol 335	42 D	3950 V8 Petrol 350
835 A1.000	1581 4 Petrol 325	46 D	4553 V8 Petrol 350
835 A1.046	1581 4 Petrol 325	56 D	3950 V8 Petrol 344
835 A4.000	1929 4 Diesel 325, 328	DW12BTED4	2179 4 Diesel 347
835 C1.000	1581 4 Petrol 325, 326	LEXUS	
835 C4.000	1756 4 Petrol 328	2GR-FE	3456 V6 Petrol 355, 359
836 A2.000	1995 4 Petrol 328	2GR-FSE	3456 V6 Petrol 356, 357, 358
836 A5.000	1756 4 Petrol 325	2ZR-FXE	1798 4 Petrol 354
836 A6.000	1756 4 Petrol 328	3GR-FSE	2995 V6 Petrol 356
836 C4.000	1756 4 Petrol 328	4GR-FSE	2499 V6 Petrol 356, 357
838 A1.000	1998 5 Petrol 330	LOTUS	
838 A2.000	2446 5 Petrol 330	18 K4F	1796 4 Petrol 360
838 A2.027	2446 5 Petrol 330	MAZDA	
838 A3.000	2387 5 Diesel 330	B5	1498 4 Petrol 364
838 A4.000	1995 4 Petrol 330	B50	1490 4 Petrol 364
838 A6.000	1998 5 Petrol 330	B53	1490 4 Petrol 364
838 A7.000	2387 5 Diesel 330	B6 (SOHC)	1598 4 Petrol 364, 365, 366
838 A8.000	2387 5 Diesel 330	B65M	1598 4 Petrol 364, 379
839 A4.000	1747 4 Petrol 331	B68	1597 4 Petrol 363, 364
839 A5.000	2387 5 Diesel 331	B69	1598 4 Petrol 377
839 A6.000	2387 5 Diesel 331	B6E	1598 4 Petrol 364, 365
839 A7.000	1747 4 Petrol 331	E3	1296 4 Petrol 363, 364
839 A9.000	1747 4 Petrol 331	E5	1490 4 Petrol 363, 364, 374
840 A2.000	1371 4 Petrol 338	E5E3	1490 4 Petrol 364
840 A4.000	1371 4 Petrol 338	F2	2184 4 Petrol 368, 372
841C.000	2387 5 Diesel 331, 336	F21	2184 4 Petrol 372
841D.000	2446 5 Petrol 336	F2E	2184 4 Petrol 372
841E.000	1998 5 Petrol 336	F2L1	2184 4 Petrol 368
841 G.000	2387 5 Diesel 336	F6JA	1398 4 Diesel 361
841 P.000	2387 5 Diesel 336	F6JB	1398 4 Diesel 361
844 A1.000	1910 4 Diesel 329	F8 (12V)	1789 4 Petrol 368, 374
844 A2.000	1956 4 Diesel 329	FE	1998 4 Petrol 367, 368, 371, 372, 373, 374
937 A2.000	1910 4 Diesel 331	FE (12V)	1998 4 Petrol 368, 374
939 B1.000	1742 4 Petrol 329	FS	1991 4 Petrol 366, 368, 369, 370, 376, 378
955 A4.000	1598 4 Diesel 329	FUJA	1242 4 Petrol 361
AR 32302	1910 4 Diesel 331	JE	2954 V6 Petrol 372
AR 32501	2387 5 Diesel 331	JE3	2954 V6 Petrol 372
AR 37101	1910 4 Diesel 331	JE94	2954 V6 Petrol 375
ES9 J4S	2946 V6 Petrol 333	Y601	1560 4 Diesel 362
RFN	1997 4 Petrol 341	MERCEDES-BENZ	
RFN (EW10J4)	1997 4 Petrol 333	M 102.910	1797 4 Petrol 380
RHK (DW10UTED4)	1997 4 Diesel 333	M 102.920	1997 4 Petrol 428, 435
RHM (DW10ATED4)	1997 4 Diesel 333	M 102.922	1997 4 Petrol 429, 436
RHR (DW10BTED4)	1997 4 Diesel 333	M 102.924	1997 4 Petrol 380
RHW (DW10ATED4)	1997 4 Diesel 333, 341	M 102.939	1997 4 Petrol 428, 435
RHZ (DW10ATED)	1997 4 Diesel 341	M 102.942	2298 4 Petrol 459, 460, 462
LAND ROVER		M 102.945	2299 4 Petrol 459, 460, 462
11 D	3528 V8 Petrol 342, 349	M 102.946	2299 4 Petrol 459, 464
18 K4F	1796 4 Petrol 347	M 102.961	1997 4 Petrol 380
204D3	1951 4 Diesel 347	M 102.962	1997 4 Petrol 380, 429
224DT	2179 4 Diesel 345, 347, 348	M 102.963	1997 4 Petrol 429, 436









	ccm	x					ccm	x			
M 102.979	2299	4	Petrol	421, 422		M 111.983	2295	4	Petrol	452	
M 102.980	2299	4	Petrol	406, 428, 435		M 111.984	2295	4	Petrol	455, 456	
M 102.981	2299	4	Petrol	421		M 116.960	3818	V8	Petrol	442, 447, 448	
M 102.982	2299	4	Petrol	407, 429, 436		M 116.961	3839	V8	Petrol	442, 447	
M 102.985	2299	4	Petrol	380		M 116.962	3839	V8	Petrol	448	
M 102.987	2299	4	Petrol	421		M 116.963	3839	V8	Petrol	437, 442, 447	
M 102.989	2299	4	Petrol	421, 423		M 116.964	4196	V8	Petrol	448	
M 102.996	2299	4	Petrol	422		M 116.965	4196	V8	Petrol	437, 442	
M 102.997	2299	4	Petrol	422		M 116.980	3499	V8	Petrol	387, 408, 440	
M 103.940	2599	6	Petrol	429, 436		M 116.981	3499	V8	Petrol	440	
M 103.941	2599	6	Petrol	442		M 116.982	3499	V8	Petrol	447, 448	
M 103.942	2599	6	Petrol	380		M 116.983	3499	V8	Petrol	441	
M 103.943	2599	6	Petrol	436		M 116.984	3499	V8	Petrol	447, 448	
M 103.980	2962	6	Petrol	436		M 116.985	3499	V8	Petrol	441	
M 103.981	2962	6	Petrol	442		M 117.968	5547	V8	Petrol	437, 442	
M 103.982	2962	6	Petrol	448		M 117.982	4520	V8	Petrol	447, 448	
M 103.983	2962	6	Petrol	407, 429, 436		M 117.983	4520	V8	Petrol	441	
M 103.984	2962	6	Petrol	449		M 117.985	4520	V8	Petrol	441, 447, 448	
M 103.985	2962	6	Petrol	413, 417, 429, 436		M 117.986	4520	V8	Petrol	441	
M 103.987	2962	6	Petrol	423		M 119.960	4973	V8	Petrol	449	
M 104.900	2792	6	Petrol	469		M 119.970	4973	V8	Petrol	438, 443	
M 104.941	2799	6	Petrol	393		M 119.972	4973	V8	Petrol	449	
M 104.941 (AMG 3.6)	3606	6	Petrol	393		M 119.974	4973	V8	Petrol	417, 436	
M 104.942	2799	6	Petrol	413, 417, 429, 436		M 119.975	4196	V8	Petrol	417, 436	
M 104.943	2799	6	Petrol	449		M 119.980	4973	V8	Petrol	443	
M 104.944	2799	6	Petrol	443		M 119.982	4973	V8	Petrol	449	
M 104.945	2799	6	Petrol	418		M 119.985	4196	V8	Petrol	414, 418	
M 104.980	2960	6	Petrol	386, 407, 413, 429, 436		M 120.980	5987	V12	Petrol	438, 443, 449	
M 104.981	2960	6	Petrol	449		M 120.981	5987	V12	Petrol	449	
M 104.990	3199	6	Petrol	443		M 120.982	5987	V12	Petrol	438, 443	
M 104.991	3199	6	Petrol	449		M 120.983	5987	V12	Petrol	449	
M 104.992	3199	6	Petrol	407, 409, 411, 413, 417, 429, 436		M 157.980	5461	V8	Petrol	416, 420, 423, 433, 439, 445	
M 104.992 (AMG 3.6)	3606	6	Petrol	409, 411, 413, 417		M 157.981	5461	V8	Petrol	403, 405, 416, 420	
M 104.994	3199	6	Petrol	443		M 157.982	5461	V8	Petrol	426, 433	
M 104.995	3199	6	Petrol	409, 418		M 157.983	5461	V8	Petrol	451	
M 104.996	3199	6	Petrol	423		M 270.910	1595	4	Petrol	383, 385, 396, 424	
M 111.920	1799	4	Petrol	390, 393		M 270.920	1991	4	Petrol	383, 385, 396, 424	
M 111.921	1799	4	Petrol	390, 393		M 271.820	1796	4	Petrol	388, 392, 395, 410, 412, 416, 420	
M 111.940	1998	4	Petrol	409, 411, 413, 417, 429, 436		M 271.860	1796	4	Petrol	388, 392, 395, 410, 412, 416, 420, 454	
M 111.941	1998	4	Petrol	390, 393, 399		M 271.910	1597	4	Petrol	392, 395	
M 111.942	1998	4	Petrol	413, 418		M 271.911	1597	4	Petrol	397	
M 111.943	1998	4	Petrol	452		M 271.921	1796	4	Petrol	389	
M 111.944	1998	4	Petrol	390, 393, 399, 401		M 271.940	1796	4	Petrol	389, 391, 394, 400, 402	
M 111.945	1998	4	Petrol	390, 393, 399, 401		M 271.941	1796	4	Petrol	415, 419	
M 111.946	1998	4	Petrol	452		M 271.942	1796	4	Petrol	389, 391, 394, 400, 402	
M 111.947	1998	4	Petrol	413, 418		M 271.944	1796	4	Petrol	453	
M 111.948	1998	4	Petrol	469, 471		M 271.946	1796	4	Petrol	389, 391, 394, 397	
M 111.950	1998	4	Petrol	469, 471		M 271.948	1796	4	Petrol	389, 391, 394	
M 111.951	1998	4	Petrol	389, 391, 394		M 271.950	1796	4	Petrol	392, 395	
M 111.952	1998	4	Petrol	390		M 271.951	1796	4	Petrol	458	
M 111.955	1998	4	Petrol	389, 391, 394		M 271.952	1796	4	Petrol	392, 395	
M 111.956	1998	4	Petrol	390, 399, 401		M 271.954	1796	4	Petrol	453	
M 111.957	1998	4	Petrol	413, 418		M 271.955	1796	4	Petrol	400, 402	
M 111.958	1998	4	Petrol	452		M 271.956	1796	4	Petrol	415, 419	
M 111.960	2199	4	Petrol	407, 409, 411, 413, 417, 429, 436		M 271.957	1796	4	Petrol	398	
M 111.961	2199	4	Petrol	393		M 272.911	2496	V6	Petrol	395	
M 111.970	2295	4	Petrol	414, 418		M 272.920	2496	V6	Petrol	389, 391, 394, 397	
M 111.973	2295	4	Petrol	399, 401, 452		M 272.921	2496	V6	Petrol	392, 395	
M 111.974	2295	4	Petrol	390, 393		M 272.922	2496	V6	Petrol	415, 419	
M 111.975	2295	4	Petrol	390, 393, 399, 401		M 272.940	2996	V6	Petrol	391, 394, 400, 402	
M 111.977	2295	4	Petrol	431		M 272.941	2996	V6	Petrol	391, 394	
M 111.978	2295	4	Petrol	469, 471		M 272.942	2996	V6	Petrol	453	
M 111.979	2295	4	Petrol	455, 456, 457		M 272.943	2996	V6	Petrol	404, 415, 419	
M 111.981	2295	4	Petrol	389		M 272.945	2996	V6	Petrol	434	
M 111.982	2295	4	Petrol	399, 401		M 272.947	2996	V6	Petrol	392, 395	



ENGINE INDEX

Motorindex • Indice motore • Index moteur
 Índice de motor • Indeks silników • указатель двигателей







	ccm			9		ccm			9
M 272.948	2996	V6	Petrol	395, 427	OM 602.982	2874	5	Diesel	413, 418
M 272.949	2996	6	Petrol	450	OM 602.983	2874	5	Diesel	422
M 272.960	3498	V6	Petrol	389, 391, 394, 397, 400, 402	OM 602.984	2874	5	Diesel	466, 467, 468
M 272.961	3498	V6	Petrol	392, 395	OM 602.985	2874	5	Diesel	467, 468
M 272.963	3498	V6	Petrol	453	OM 603.912	2996	6	Diesel	421, 429, 436
M 272.964	3498	V6	Petrol	404, 415, 419	OM 603.913	2996	6	Diesel	436
M 272.965	3498	V6	Petrol	445	OM 603.931	2996	6	Diesel	423
M 272.966	3498	V6	Petrol	450	OM 603.971	3449	6	Diesel	436, 443
M 272.967	3498	V6	Petrol	434	OM 603.972	3449	6	Diesel	423
M 272.968	3498	6	Petrol	450	OM 604.910	2155	4	Diesel	390, 393
M 272.969	3498	6	Petrol	453	OM 604.915	1997	4	Diesel	390, 393
M 272.970	3498	V6	Petrol	391, 394	OM 605.910	2497	5	Diesel	393
M 272.971	3498	V6	Petrol	395, 427	OM 605.911	2497	5	Diesel	413, 417
M 272.972	3498	V6	Petrol	415, 419	OM 605.912	2497	5	Diesel	413, 418
M 272.974	3498	V6	Petrol	445	OM 605.960	2497	5	Diesel	390, 393
M 272.975	3498	V6	Petrol	445	OM 605.962	2497	5	Diesel	413, 418
M 272.977	3498	V6	Petrol	416, 420	OM 611A (60 KW CDI)	2148	4	Diesel	471
M 272.978	3498	6	Petrol	470, 472	OM 611LA (75 KW CDI)	2148	4	Diesel	471
M 272.979	3498	6	Petrol	458	OM 612.961	2685	5	Diesel	414, 418
M 272.982	3498	V6	Petrol	395, 410, 412, 420	OM 612.962	2685	5	Diesel	391, 394, 402
M 272.983	3498	V6	Petrol	416, 420	OM 612.963	2685	5	Diesel	431
M 272.984	3498	V6	Petrol	410, 412	OM 612.966	2685	5	Diesel	422
M 272.985	3498	6	Petrol	404, 415, 419	OM 613.960	3222	6	Diesel	444
M 273.922	4663	V8	Petrol	445	OM 613.961	3222	6	Diesel	414, 418
M 273.923	4663	V8	Petrol	425	OM 640.940	1991	4	Diesel	382, 384
M 273.924	4663	V8	Petrol	445	OM 640.941	1991	4	Diesel	382, 384
M 273.960	5461	V8	Petrol	404, 415, 419	OM 640.942	1991	4	Diesel	382
M 273.961	5461	V8	Petrol	439, 445	OM 642.820	2987	V6	Diesel	425, 432
M 273.962	5461	V8	Petrol	415, 419	OM 642.822	2987	V6	Diesel	425
M 273.963	5461	V8	Petrol	423, 425, 432, 434	OM 642.826	2987	V6	Diesel	426, 433
M 273.965	5461	V8	Petrol	402, 450	OM 642.830	2987	V6	Diesel	392, 395
M 273.966	5461	V8	Petrol	410, 412	OM 642.832	2987	V6	Diesel	392, 395, 427, 432
M 273.967	5461	V8	Petrol	400	OM 642.834	2987	V6	Diesel	392, 395
M 273.968	5461	V8	Petrol	439, 445	OM 642.835	2987	V6	Diesel	427
M 273.970	5461	V8	Petrol	420	OM 642.836	2987	V6	Diesel	410, 412
M 273.971	5461	V8	Petrol	416, 420	OM 642.838	2987	V6	Diesel	410, 412
M 276.950	3498	V6	Petrol	445	OM 642.850	2987	V6	Diesel	416, 420
M 276.952	3498	V6	Petrol	403, 405, 416, 420	OM 642.852	2987	V6	Diesel	403, 416, 420
M 276.955	3498	V6	Petrol	433	OM 642.853	2987	V6	Diesel	403, 405
M 276.956	3498	V6	Petrol	454	OM 642.854	2987	V6	Diesel	403, 405
M 276.957	3498	V6	Petrol	388, 392, 395, 410, 412, 427	OM 642.856	2987	V6	Diesel	416, 420
M 276.958	3498	V6	Petrol	434	OM 642.858	2987	V6	Diesel	403, 405, 416, 420
M 278.920	4663	V8	Petrol	439	OM 642.861	2987	V6	Diesel	446
M 278.922	4663	V8	Petrol	403, 405, 410, 412, 416, 420	OM 642.862	2987	V6	Diesel	445
M 278.927	4663	V8	Petrol	451	OM 642.868	2987	V6	Diesel	445
M 278.928	4663	V8	Petrol	426, 433	OM 642.870	2987	V6	Diesel	434
M 278.932	4663	V8	Petrol	445	OM 642.872	2987	V6	Diesel	434
OM 601.911	1997	4	Diesel	380	OM 642.884	2987	V6	Diesel	422
OM 601.912	1997	4	Diesel	417, 429, 436	OM 642.886	2987	V6	Diesel	423
OM 601.913	1997	4	Diesel	393	OM 642.890	2987	V6	Diesel	472
OM 601.940	2299	4	Diesel	459, 460, 461	OM 642.896	2987	V6	Diesel	458
OM 601.941	2299	4	Diesel	463	OM 642.898	2987	V6	Diesel	458
OM 601.942	2299	4	Diesel	471	OM 642.910	2987	V6	Diesel	391, 394, 400, 402, 419
OM 601.943	2299	4	Diesel	455, 456, 457	OM 642.920	2987	V6	Diesel	404, 415, 419
OM 601A.970	2299	4	Diesel	469, 471	OM 642.921	2987	V6	Diesel	415, 419
OM 602.911	2497	5	Diesel	380	OM 642.930	2987	V6	Diesel	445
OM 602.912	2497	5	Diesel	429, 436	OM 642.932	2987	V6	Diesel	445
OM 602.930	2497	5	Diesel	421	OM 642.940	2987	V6	Diesel	425, 432
OM 602.931	2497	5	Diesel	423	OM 642.950	2987	V6	Diesel	434
OM 602.939	2497	5	Diesel	422	OM 642.960	2987	V6	Diesel	392, 395
OM 602.940	2874	5	Diesel	459, 460, 462	OM 642.961	2987	V6	Diesel	392, 395, 427
OM 602.942	2874	5	Diesel	422	OM 642.970	2987	V6	Diesel	423
OM 602.961	2497	5	Diesel	380	OM 642.990	2987	V6	Diesel	470, 472
OM 602.962	2497	5	Diesel	413, 417, 429, 436	OM 642.992	2987	V6	Diesel	458
OM 602.980	2874	5	Diesel	455, 456, 457	OM 642.993	2987	V6	Diesel	458


	ccm	x				9		ccm	x				9
OM 662.911	2874		5	Diesel		430	M9T 678	2298		4	Diesel		528
OM 668.914	1689		4	Diesel		465	M9T 680	2298		4	Diesel		528
OM 668.940	1689		4	Diesel		381	M9T 686	2298		4	Diesel		528
OM 668.941	1689		4	Diesel		381	M9T 690	2298		4	Diesel		528
OM 668.942	1689		4	Diesel		381	M9T 692	2298		4	Diesel		528
MG							M9T 694	2298		4	Diesel		528
18 K4F	1796		4	Petrol		473, 474, 475, 476, 477, 478	M9T 696	2298		4	Diesel		528
MINI							M9T 698	2298		4	Diesel		528
DV6TED4 (9HZ)	1560		4	Diesel		481, 482	TD15 (TUD5)	1527		4	Diesel		525
N 12 B14 A	1397		4	Petrol		481, 482	YD25DDTi	2488		4	Diesel		526
N 12 B16 A	1598		4	Petrol		481, 482, 483	OPEL						
N 14 B16 A	1598		4	Petrol		481, 482, 483	10 HM	3195	V6	Petrol			537
N 14 B16 C	1598		4	Petrol		481, 482, 483, 484, 485	12 NV	1196		4	Petrol		550
N 16 B16 A	1598		4	Petrol		481, 482, 483, 484, 485, 486, 487	12 NZ	1195		4	Petrol		551
N 18 B16 A	1598		4	Petrol		481, 482, 483, 484, 485, 486, 487	12 ST	1196		4	Petrol		550, 562
N 47 C16 A	1598		4	Diesel		481, 482, 483, 486, 487	13 N	1297		4	Petrol		540, 541, 562, 563, 565
N 47 C20 A	1995		4	Diesel		481, 482, 483, 484, 485, 486, 487	13 NB	1297		4	Petrol		550, 551, 553, 555, 563
W10 B16 A	1598		4	Petrol		479, 480	13 S	1297		4	Petrol		540, 541, 550, 562, 563, 565
W11 B16 A	1598		4	Petrol		479, 480	13 SB	1297		4	Petrol		550
MITSUBISHI							14 NV	1389		4	Petrol		542, 550, 563, 582
4 D 55 T	2346		4	Diesel		499, 513	15 D (4EC1)	1488		4	Diesel		550, 551
4 D 56 (8V)	2476		4	Diesel		489, 502, 503, 504	15 DT (T4EC1)	1488		4	Diesel		550, 551, 563
4 D 56 T	2476		4	Diesel		503, 504, 505, 512, 513, 514, 515	16 D	1598		4	Diesel		541, 562, 563
4 D 56 TD	2477		4	Diesel		503, 504, 505, 514	16 DA	1598		4	Diesel		541, 563
4G15T	1468		4	Petrol		491, 494	16 N	1598		4	Petrol		541
4G64 (GDI)	2351		4	Petrol		501, 506, 508, 510, 516, 518	16 S	1584		4	Petrol		539, 540, 561, 564, 565
4 G 93	1834		4	Petrol		490, 492, 493, 496, 497, 500, 506, 507, 508, 509, 512, 516, 517, 518	16 SH	1598		4	Petrol		541, 562, 563
4G93 (GDI)	1834		4	Petrol		490, 500, 501, 508, 512, 517	16 SV	1598		4	Petrol		541, 563, 582, 583
4G94	1999		4	Petrol		495, 498, 501, 506, 508, 512	17 D	1699		4	Diesel		542, 563, 582
4HK	2179		4	Diesel		511	17 D (4EE1)	1686		4	Diesel		548, 551
4HN	2179		4	Diesel		511	17 DR	1699		4	Diesel		542, 563, 582
4N13	1798		4	Diesel		488, 506	17 DT (TC4EE1)	1686		4	Diesel		542, 582
6A12	1999	V6		Petrol		500	18 E	1796		4	Petrol		541, 562, 563
6G72 (SOHC 12V)	2972	V6		Petrol		514	18 N	1796		4	Petrol		575
6G72 (SOHC 24V)	2972	V6		Petrol		512, 514	18 NV	1796		4	Petrol		572
6G74 (SOHC 24V)	3497	V6		Petrol		514	18 S	1796		4	Petrol		565, 575
OM 639.939	1493		3	Diesel		494	18 SE	1796		4	Petrol		542, 563
NISSAN							18 SEH	1796		4	Petrol		572
CA16D	1598		4	Petrol		531	18 SV	1796		4	Petrol		563, 572, 582
CA18D	1809		4	Petrol		522, 531	20 E	1979		4	Petrol		540, 561, 565, 575
CA18DET	1809		4	Petrol		519, 520	20 N	1979		4	Petrol		540, 565, 575
F4R 720	1998		4	Petrol		529	20 NE	1998		4	Petrol		541, 563, 575, 582
F4R 722	1998		4	Petrol		529	20 S	1979		4	Petrol		540, 565, 574, 575
F9Q 760	1870		4	Diesel		529	20 SE	1998		4	Petrol		563, 572, 573, 575
F9Q 762	1870		4	Diesel		529	20 SEH	1998		4	Petrol		541, 563, 575, 582
F9Q 772	1870		4	Diesel		523	20 XE	1998		4	Petrol		563
G9T 722	2188		4	Diesel		523	25 DT	2498		6	Diesel		573
G9U 650	2464		4	Diesel		523	28 E	2784		6	Petrol		535, 549, 556
G9U 720	2464		4	Diesel		523, 529	28 EC	2784		6	Petrol		549
G9U 730	2464		4	Diesel		529	28 H	2784		6	Petrol		535, 569, 576
K4M 752	1598		4	Petrol		524	30 E	2969		6	Petrol		569, 576
K9K 700	1461		4	Diesel		524, 527	A 12 XEL	1229		4	Petrol		534, 554
K9K 704	1461		4	Diesel		524, 525	A 12 XER	1229		4	Petrol		554
K9K 710	1461		4	Diesel		524	A 13 DTC	1248		4	Diesel		554, 567
K9K 714	1461		4	Diesel		524	A 13 DTE	1248		4	Diesel		545, 554, 567
K9K 722	1461		4	Diesel		521, 524, 525	A 13 DTR	1248		4	Diesel		554
K9K 728	1461		4	Diesel		532	A 13 FD	1248		4	Diesel		548
M9R	1995		4	Diesel		530, 533	A 14 NEL	1364		4	Petrol		545, 547, 554, 567, 588
M9R 760	1995		4	Diesel		533	A 14 NET	1364		4	Petrol		545, 547, 560, 567, 568, 588
M9R 780	1995		4	Diesel		529	A 14 XEL	1398		4	Petrol		534, 545, 554
M9R 782	1995		4	Diesel		529	A 14 XER	1398		4	Petrol		534, 545, 554, 567
M9T 670	2298		4	Diesel		528	A 17 DT	1686		4	Diesel		567
M9T 672	2298		4	Diesel		528	A 17 DTC	1686		4	Diesel		545, 567
M9T 676	2298		4	Diesel		528	A 17 DTE	1686		4	Diesel		545
							A 17 DTF	1686		4	Diesel		545



ENGINE INDEX

Motorindex • Indice motore • Index moteur
Índice de motor • Indeks silników • указатель двигателей







 ccm			9	 ccm			9		
A 17 DTI	1686	4	Diesel	567	G9U 750	2464	4	Diesel	570
A 17 DTJ	1686	4	Diesel	544, 545, 587	G9U 754	2464	4	Diesel	570
A 17 DTL	1686	4	Diesel	545	LNF	1998	4	Petrol	559
A 17 DTR	1686	4	Diesel	544, 545, 566, 587	M9R 780	1995	4	Diesel	585
A 17 DTS	1686	4	Diesel	545, 554, 567, 568	M9R 782	1995	4	Diesel	585
A 20 DT	1956	4	Diesel	560, 588	M9R 784	1995	4	Diesel	585
A 20 DTC	1956	4	Diesel	560	M9R 786	1995	4	Diesel	585
A 20 DTE	1956	4	Diesel	560	M9R 788	1995	4	Diesel	585
A 20 DTH	1956	4	Diesel	545, 547, 560, 588	M9T 670	2298	4	Diesel	571
A 20 DTJ	1956	4	Diesel	560	M9T 672	2298	4	Diesel	571
A 20 DTL	1956	4	Diesel	560, 588	M9T 676	2298	4	Diesel	571
A 20 DTR	1956	4	Diesel	545, 547, 560, 588	M9T 678	2298	4	Diesel	571
A 20 FD	1956	4	Diesel	548	M9T 680	2298	4	Diesel	571
A 20 NHT	1998	4	Petrol	560	M9T 686	2298	4	Diesel	571
A 28 NER	2792	V6	Petrol	560	M9T 690	2298	4	Diesel	571
A 28 NET	2792	V6	Petrol	560	M9T 692	2298	4	Diesel	571
A 30 XH	2997	V6	Petrol	537	M9T 694	2298	4	Diesel	571
B 16 DTC	1598	4	Diesel	567	M9T 696	2298	4	Diesel	571
B 16 DTE	1598	4	Diesel	567	M9T 698	2298	4	Diesel	571
B 16 DTH	1598	4	Diesel	545, 567, 588	S8U 758	2499	4	Diesel	538
B 16 DTL	1598	4	Diesel	545, 567	S8U 770	2499	4	Diesel	570
C 12 NZ	1187	4	Petrol	548, 550, 551	S8U 780	2499	4	Diesel	538
C 14 NZ	1389	4	Petrol	542, 548, 550, 551, 553, 563	S8U 782	2499	4	Diesel	538
C 14 SE	1389	4	Petrol	542, 548, 550, 551, 563	S9W 702	2799	4	Diesel	570
C 14 SEL	1389	4	Petrol	551	X 10 XE	973	3	Petrol	551
C 16 LZ	1598	4	Petrol	541, 563	X 12 SZ	1195	4	Petrol	548, 551
C 16 NZ	1598	4	Petrol	541, 542, 550, 563, 582	X 12 XE	1199	4	Petrol	543, 551
C 16 SE	1598	4	Petrol	542, 550	X 14 SZ	1389	4	Petrol	548, 551
C 16 SEL	1598	4	Petrol	543, 551, 553, 581	X 14 XE	1389	4	Petrol	542, 543, 548, 551, 581
C 16 XE	1598	4	Petrol	551	X 16 SZ	1598	4	Petrol	542, 582
C 18 NV	1796	4	Petrol	575	X 16 SZR	1598	4	Petrol	542, 543, 563, 583
C 18 NZ	1796	4	Petrol	542, 563, 582	X 16 XE	1598	4	Petrol	551, 581
C 18 XE	1796	4	Petrol	542	X 16 XEL	1598	4	Petrol	542, 543, 583, 586
C 18 XEL	1796	4	Petrol	542	X 17 D (4EE1)	1686	4	Diesel	548, 551, 555
C 20 LET	1998	4	Petrol	546, 582	X 17 DT (TC4EE1)	1686	4	Diesel	542, 582, 583
C 20 NE	1998	4	Petrol	541, 542, 546, 557, 563, 572, 582, 583	X 17 DTL	1699	4	Diesel	542, 543
C 20 SEL	1998	4	Petrol	543, 583	X 18 XE	1796	4	Petrol	542, 583
C 25 XE	2498	V6	Petrol	546, 582	X 18 XE1	1796	4	Petrol	543, 583, 586
C 30 SE	2969	6	Petrol	572, 577	X 20 DTH	1995	4	Diesel	543, 573, 583
C 30 SEJ	2969	6	Petrol	572	X 20 DTL	1995	4	Diesel	543, 583, 586
C 36 GET	3638	6	Petrol	572	X 20 XER	1998	4	Petrol	543
D13A	1248	4	Diesel	536	X 20 XEV	1998	4	Petrol	542, 543, 546, 573, 582, 583
E 16 NZ	1598	4	Petrol	541, 563, 582	X 22 DTH	2172	4	Diesel	558, 579
E 16 SE	1598	4	Petrol	550, 563	X 22 SE	2198	4	Petrol	558
E 18 NV	1796	4	Petrol	541, 563	X 22 XE	2198	4	Petrol	557, 579
E 18 NVR	1796	4	Petrol	572, 582	X 25 TD	2498	6	Diesel	573
F4R 720	1998	4	Petrol	585	X 25 XE	2498	V6	Petrol	546, 573, 583
F4R 820	1998	4	Petrol	585	X 30 XE	2962	V6	Petrol	573, 579
F8Q 600	1870	4	Diesel	538	Y 13 DT	1248	4	Diesel	548, 566
F8Q 606	1870	4	Diesel	538	Y 16 XE	1598	4	Petrol	583
F9Q 760	1870	4	Diesel	585	Y 17 DT	1686	4	Diesel	543, 548, 552, 555, 566
F9Q 762	1870	4	Diesel	585	Y 17 DTL	1686	4	Diesel	548, 552, 555
F9Q 770	1870	4	Diesel	570	Y 20 DTH	1995	4	Diesel	543, 578, 583, 584, 586
F9Q 772	1870	4	Diesel	570	Y 20 DTJ	1956	4	Diesel	588
F9Q 774	1870	4	Diesel	570, 585	Y 20 DTL	1995	4	Diesel	543
G9MB6	2464	4	Diesel	585	Y 22 DTH	2172	4	Diesel	558, 573
G9T 720	2188	4	Diesel	570	Y 22 DTR	2172	4	Diesel	543, 573, 578, 583, 584, 586
G9T 722	2188	4	Diesel	570	Y 22 SE	2198	4	Petrol	558
G9T 750	2188	4	Diesel	570	Y 22 XE	2198	4	Petrol	573
G9U 630	2464	4	Diesel	585	Y 25 DT	2497	6	Diesel	573
G9U 632	2464	4	Diesel	570	Y 26 SE	2597	V6	Petrol	573, 583
G9U 650	2464	4	Diesel	570	Y 32 SE	3175	V6	Petrol	573
G9U 720	2464	4	Diesel	570	Z 10 XE	973	3	Petrol	536, 552
G9U 724	2464	4	Diesel	570	Z 10 XEP	998	3	Petrol	536, 552, 554
G9U 730	2464	4	Diesel	585	Z 12 XE	1199	4	Petrol	536, 543, 552







	ccm	x			9		ccm	x			9
Z 12 XEP	1229	4	Petrol		536, 544, 552, 554	DV6TED4 (9HZ)	1560	4	Diesel		593, 594, 598, 599, 603, 609, 611, 613, 618
Z 13 DT	1248	4	Diesel		536, 548, 552, 566, 581	DV6TED4BU (9HS)	1560	4	Diesel		618
Z 13 DTE	1248	4	Diesel		554	DV6UC (9HM)	1560	4	Diesel		616
Z 13 DTH	1248	4	Diesel		544, 554	DV6UTED4 (9HU)	1560	4	Diesel		616
Z 13 DTJ	1248	4	Diesel		536, 548, 554, 566	DW10ATED (RHS)	1997	4	Diesel		598, 602, 606
Z 14 XE	1389	4	Petrol		543, 552, 553, 555	DW10ATED (RHZ)	1997	4	Diesel		602, 606, 607, 616
Z 14 XEL	1364	4	Petrol		544	DW10ATED4 (RHM)	1997	4	Diesel		608
Z 14 XEP	1364	4	Petrol		542, 543, 544, 548, 552, 553, 554, 566, 581	DW10ATED4 (RHT)	1997	4	Diesel		608
Z 16 LET	1598	4	Petrol		544, 554, 566	DW10ATED4 (RHW)	1997	4	Diesel		607, 608, 616
Z 16 SE	1598	4	Petrol		543, 548, 552, 566, 587	DW10BTED (RHX)	1997	4	Diesel		616
Z 16 XE	1598	4	Petrol		543, 566, 583, 584, 586	DW10BTED4 (RHR)	1997	4	Diesel		598, 599, 603, 604, 606, 608, 616
Z 17 DT	1686	4	Diesel		566	DW10TD (RHV)	1997	4	Diesel		615
Z 17 DTH	1686	4	Diesel		544, 548, 552, 566	DW10TD (RHY)	1997	4	Diesel		593, 597, 598, 602, 618
Z 17 DTJ	1686	4	Diesel		544, 587	DW10UTD (RHV)	1997	4	Diesel		615
Z 17 DTL	1686	4	Diesel		543, 544	DW10UTED4 (RHK)	1997	4	Diesel		608, 616
Z 17 DTR	1686	4	Diesel		544, 554, 566	DW12BTED4 (4HP)	2179	4	Diesel		603
Z 18 XE	1796	4	Petrol		543, 544, 552, 566, 578, 581, 583, 584, 586	DW12BTED4 (4HT)	2179	4	Diesel		603, 606, 608
Z 19 DTH	1910	4	Diesel		544, 578, 584, 587	DW12C (4HL)	2179	4	Diesel		604
Z 19 DTJ	1910	4	Diesel		544	DW12MTED4 (4HK)	2179	4	Diesel		612
Z 19 DTL	1910	4	Diesel		544, 584, 587	DW12MTED4 (4HN)	2179	4	Diesel		612
Z 20 DM	1991	4	Diesel		537	DW12TED4/FAP (4HX)	2179	4	Diesel		602, 606, 608
Z 20 DMH	1991	4	Diesel		537	DW12UTED (4HY)	2179	4	Diesel		615
Z 20 DTJ	1956	4	Diesel		588	DW8 (WJZ)	1868	4	Diesel		593, 597, 616, 618
Z 20 LEL	1998	4	Petrol		544	DW8B (WJY)	1868	4	Diesel		597, 616, 618
Z 20 LER	1998	4	Petrol		544, 586, 587	EP3	1397	4	Petrol		594, 599
Z 20 NET	1998	4	Petrol		578, 584	EP3 (8FS)	1397	4	Petrol		594, 595, 599
Z 20 NHH	1998	4	Petrol		559	EP3C	1397	4	Petrol		594, 595
Z 20 S	1991	4	Diesel		537	EP6	1598	4	Petrol		594, 599, 611, 613
Z 22 SE	2198	4	Petrol		543, 580, 583, 584, 586	EP6C (5FS)	1598	4	Petrol		594, 595, 604, 610, 611, 613, 618
Z 22 XE	2198	4	Petrol		573	EP6CDT	1598	4	Petrol		595, 599, 604, 613, 619
Z 22 YH	2198	4	Petrol		578, 584, 587	EP6CDTX	1598	4	Petrol		599, 619
Z 24 XED	2405	4	Petrol		537	EP6DT (5FR)	1598	4	Petrol		594
Z 28 NEL	2792	V6	Petrol		578, 584	EP6DT (5FT)	1598	4	Petrol		599
Z 28 NET	2792	V6	Petrol		578, 584	EP6DT (5FV)	1598	4	Petrol		595, 599, 611
Z 32 SEE	3195	V6	Petrol		537	EP6DT (5FX)	1598	4	Petrol		594, 599, 604, 611
PEUGEOT											
4HU	2198	4	Diesel		615	EP6DTS (5FY)	1598	4	Petrol		594, 599
4HV	2198	4	Diesel		615	ES9A (XFV)	2946	6	Petrol		603, 606
8140.43N	2798	4	Diesel		615	ES9J4 (XFZ)	2946	6	Petrol		602, 605
8140.43S (F28DTCR)	2798	4	Diesel		615	ES9J4S (XFX)	2946	6	Petrol		602, 606, 608
DHV (XUD9BSD)	1905	4	Diesel		597	ET3J4 (KFU)	1360	4	Petrol		593, 594, 598, 609
DJ5 (T9A)	2446	4	Diesel		615	EW10A (RFH)	1997	4	Petrol		616
DJ5T (T8A)	2446	4	Diesel		615	EW10A (RFJ)	1997	4	Petrol		598, 599, 603, 608, 616
DJ5TED (THX)	2446	4	Diesel		615	EW10D (RLZ)	1997	4	Petrol		602
DK5ATE (THY)	2446	4	Diesel		605	EW10J4 (RFN)	1997	4	Petrol		593, 598, 602, 603, 606, 607, 608, 616
DT17 (UHZ)	2720	6	Diesel		603	EW10J4 (RFR)	1997	4	Petrol		593, 602
DT17TED4	2721	6	Diesel		606	EW10J4S (RFK)	1997	4	Petrol		593, 598
DT20C	2993	V6	Diesel		603	EW12J4 (3FY)	2230	4	Petrol		603, 606
DV4C (8HP)	1398	4	Diesel		595	EW12J4 (3FZ)	2230	4	Petrol		602, 603, 606, 608
DV4C (8HR)	1398	4	Diesel		594, 595, 610	EW7A (6FY)	1749	4	Petrol		603
DV4TD (8HT)	1398	4	Diesel		591	EW7J4 (6FZ)	1749	4	Petrol		602, 603
DV4TD (8HX)	1398	4	Diesel		593, 598, 609	F13DTE5 (199 A9.000)	1248	4	Diesel		614
DV4TD (8HZ)	1398	4	Diesel		593, 594, 598, 609	TU1 (H1B)	1124	4	Petrol		592, 600
DV4TED (8HS)	1398	4	Diesel		614	TU1JP (HFX)	1124	4	Petrol		593
DV6ATED4 (9HV)	1560	4	Diesel		598, 599	TU1JP (HFZ)	1124	4	Petrol		593
DV6ATED4 (9HX)	1560	4	Diesel		594, 598, 599, 618	TU1M (HDY)	1124	4	Petrol		590
DV6BTED4 (9HW)	1560	4	Diesel		618	TU1M (HDZ)	1124	4	Petrol		590, 592, 597, 600, 618
DV6C (9HL)	1560	4	Diesel		618	TU2J2 (MFZ)	1294	4	Petrol		590
DV6C (9HR)	1560	4	Diesel		594, 599, 604, 611, 613	TU3A (K1D)	1360	4	Petrol		592, 600
DV6CTED (9HD)	1560	4	Diesel		604, 610, 611, 613	TU3A (KFV)	1360	4	Petrol		593, 594, 614, 618
DV6DTE (9HP)	1560	4	Diesel		594, 595, 599, 610, 618	TU3J2 (KFZ)	1360	4	Petrol		590
DV6DUM (9HH)	1560	4	Diesel		616	TU3JP (KFV)	1360	4	Petrol		593, 609
DV6ETEDM (9HK)	1560	4	Diesel		595	TU3JP (KFW)	1360	4	Petrol		590, 593, 594, 597, 598, 618
DV6TED4 (9HV)	1560	4	Diesel		594, 618	TU3JP (KFX)	1360	4	Petrol		590, 592, 593, 597, 618
DV6TED4 (9HY)	1560	4	Diesel		593, 594, 598	TU3M (KDY)	1360	4	Petrol		590, 592, 600
						TU3M (KDZ)	1360	4	Petrol		592, 600



ENGINE INDEX

Motorindex • Indice motore • Index moteur
 Índice de motor • Indeks silników • указатель двигателей







	ccm			9		ccm			9
TU3S (K2B)	1360	4	Petrol	592, 600	F3P 707	1794	4	Petrol	650
TU5J2 (NFW)	1587	4	Petrol	590	F3P 708	1794	4	Petrol	650
TU5J2 (NFY)	1587	4	Petrol	590	F3P 710	1794	4	Petrol	622
TU5J4 (NFX)	1587	4	Petrol	590	F3P 712	1794	4	Petrol	622
TU5JP (NFZ)	1587	4	Petrol	590, 593, 597	F3P 714	1794	4	Petrol	622
TU5JP4 (N6A)	1587	4	Petrol	594	F3P 754	1794	4	Petrol	622
TU5JP4 (NFU)	1587	4	Petrol	593, 594, 598, 599, 601, 609, 618	F3P 755	1794	4	Petrol	622
TU5JP4B (NFR)	1587	4	Petrol	618	F3P 758	1794	4	Petrol	622
TU9M (CDY)	954	4	Petrol	590	F3P 760	1794	4	Petrol	650
TU9M (CDZ)	954	4	Petrol	590, 592	F3P 764	1794	4	Petrol	650
TUD3	1360	4	Diesel	590	F3P 765	1794	4	Petrol	650
TUD5 (VJX)	1527	4	Diesel	590	F3R 728	1998	4	Petrol	625
TUD5 (VJY)	1527	4	Diesel	590	F3R 729	1998	4	Petrol	625
XU10J4 (RFT)	1998	4	Petrol	597, 601	F3R 750	1998	4	Petrol	644, 647
XU10J4 (RFY)	1998	4	Petrol	597, 601	F3R 751	1998	4	Petrol	644, 647
XU10J4R (RFV)	1998	4	Petrol	597, 602, 605, 607	F3R 752	1998	4	Petrol	644
XU10J4RS (RFS)	1998	4	Petrol	597	F3R 791	1998	4	Petrol	644
XU5 (B1AA)	1580	4	Petrol	592, 596, 600	F3R 797	1998	4	Petrol	644
XU51C (B1E)	1580	4	Petrol	592, 600, 601	F4P 720	1783	4	Petrol	644, 658
XU52C (B2A)	1580	4	Petrol	600, 601	F4P 722	1783	4	Petrol	644, 657, 658
XU5CP (BAZ)	1580	4	Petrol	592, 596, 600, 601	F4P 760	1783	4	Petrol	634, 636
XU7JP4 (LFY)	1761	4	Petrol	597, 602	F4P 770	1783	4	Petrol	637
XU9J4 (D6C)	1905	4	Petrol	600, 601	F4P 771	1783	4	Petrol	637
XU9J4 (DFW)	1905	4	Petrol	600, 601	F4P 772	1783	4	Petrol	637
XU9JAZ (DKZ)	1905	4	Petrol	592, 600, 601	F4P 773	1783	4	Petrol	637
XUD11ATE (PHZ)	2088	4	Diesel	605	F4P 774	1783	4	Petrol	637
XUD11BTE (P8C)	2088	4	Diesel	602, 605, 607	F4P 775	1783	4	Petrol	637
XUD7 (161A)	1769	4	Diesel	592, 596, 600	F4R 700	1998	4	Petrol	625
XUD7 (A9A)	1769	4	Diesel	592, 597, 618	F4R 701	1998	4	Petrol	625
XUD7T	1769	4	Diesel	592	F4R 712	1998	4	Petrol	637
XUD7TE (A8A)	1769	4	Diesel	601	F4R 713	1998	4	Petrol	637
XUD7TE (A8B)	1769	4	Diesel	592, 600	F4R 714	1998	4	Petrol	637
XUD7TE (AJZ)	1769	4	Diesel	601	F4R 715	1998	4	Petrol	637
XUD9	1905	4	Diesel	592, 597, 601, 617, 618	F4R 720	1998	4	Petrol	663
XUD9 (162)	1905	4	Diesel	596, 600	F4R 722	1998	4	Petrol	663
XUD9 (D9A)	1905	4	Diesel	596, 600	F4R 730	1998	4	Petrol	623
XUD9A (D9B)	1905	4	Diesel	601, 617	F4R 738	1998	4	Petrol	623, 660
XUD9A (DJY)	1905	4	Diesel	597, 601, 615, 618	F4R 740	1998	4	Petrol	657
XUD9AU (D9B)	1905	4	Diesel	615, 616	F4R 741	1998	4	Petrol	657
XUD9SD (DHW)	1905	4	Diesel	602	F4R 744	1998	4	Petrol	657
XUD9TE	1905	4	Diesel	597, 601, 615	F4R 746	1998	4	Petrol	644, 657
XUD9TE (D8B)	1905	4	Diesel	616	F4R 747	1998	4	Petrol	644, 657
XUD9TE (DHX)	1905	4	Diesel	602, 607, 616	F4R 760	1998	4	Petrol	620
XUD9TE (DHY)	1905	4	Diesel	597, 601, 602, 607, 615	F4R 761	1998	4	Petrol	620
XUD9UTF (D8C)	1905	4	Diesel	615	F4R 762	1998	4	Petrol	665
XUD9Y (DJZ)	1905	4	Diesel	592, 597, 600, 601	F4R 763	1998	4	Petrol	665
XV5	954	4	Petrol	589	F4R 764	1998	4	Petrol	637
XV8 (108C)	954	4	Petrol	589, 592	F4R 765	1998	4	Petrol	637
XW3 (109)	1124	4	Petrol	589	F4R 766	1998	4	Petrol	665
XW3S	1124	4	Petrol	589	F4R 767	1998	4	Petrol	665
XW3S (121)	1124	4	Petrol	589	F4R 770	1998	4	Petrol	630, 644, 645, 658
XW7 (109F)	1124	4	Petrol	589, 592	F4R 771	1998	4	Petrol	630, 645, 658
XW7 (109N)	1124	4	Petrol	592	F4R 774	1998	4	Petrol	645
XY7 (150D)	1360	4	Petrol	592	F4R 776	1998	4	Petrol	630, 645, 658
XY8 (150B)	1360	4	Petrol	592	F4R 780	1998	4	Petrol	634, 636
XY8 (150H)	1360	4	Petrol	592	F4R 784	1998	4	Petrol	637
XZ5 (129)	1219	4	Petrol	589	F4R 786	1998	4	Petrol	637
RENAULT					F4R 787	1998	4	Petrol	637
F3P 670	1794	4	Petrol	634, 636	F4R 790	1998	4	Petrol	626
F3P 676	1794	4	Petrol	636	F4R 792	1998	4	Petrol	626
F3P 682	1783	4	Petrol	650	F4R 794	1998	4	Petrol	626
F3P 700	1794	4	Petrol	650	F4R 795	1998	4	Petrol	626
F3P 704	1794	4	Petrol	650	F4R 796	1998	4	Petrol	626
F3P 705	1794	4	Petrol	650	F4R 797	1998	4	Petrol	626
F3P 706	1794	4	Petrol	650	F4R 800	1998	4	Petrol	635, 638







	ccm	x			9		ccm	x			9
F4R 811	1998	4	Petrol		635, 638	F9Q 820	1870	4	Diesel		626
F4R 820	1998	4	Petrol		663	G8T 706	2188	4	Diesel		634
F4R 830	1998	4	Petrol		624	G8T 714	2188	4	Petrol		625
F4R 867	1998	4	Petrol		665	G8T 716	2188	4	Petrol		625
F4R 870	1998	4	Petrol		643, 646	G8T 740	2188	4	Petrol		654
F4R 872	1998	4	Petrol		643, 646	G8T 760	2188	4	Petrol		625, 634, 636
F4R 886	1998	4	Petrol		637	G8T 790	2188	4	Diesel		634
F4R 887	1998	4	Petrol		637	G8T 794	2188	4	Diesel		634
F4R 896	1998	4	Petrol		626	G9T 600	2188	4	Diesel		637, 665
F4R 897	1998	4	Petrol		626	G9T 605	2188	4	Diesel		637
F4Rt 774	1998	4	Petrol		645	G9T 606	2188	4	Diesel		665
F4Rt 811	1998	4	Petrol		635	G9T 607	2188	4	Diesel		665
F5R 700	1998	4	Petrol		637	G9T 642	2188	4	Diesel		625
F5R 701	1998	4	Petrol		637	G9T 645	2188	4	Diesel		626
F5R 740	1998	4	Petrol		644	G9T 700	2188	4	Diesel		637, 665
F8Q 606	1870	4	Diesel		662	G9T 702	2188	4	Diesel		637, 665
F8Q 620	1870	4	Diesel		644	G9T 703	2188	4	Diesel		665
F8Q 622	1870	4	Diesel		644	G9T 706	2188	4	Diesel		637
F8Q 624	1870	4	Diesel		644	G9T 707	2188	4	Diesel		637
F8Q 630	1870	4	Diesel		623, 632, 660	G9T 710	2188	4	Diesel		625
F8Q 632	1870	4	Diesel		623, 632	G9T 712	2188	4	Diesel		620
F8Q 646	1870	4	Diesel		627, 628, 653	G9T 720	2188	4	Diesel		641
F8Q 662	1870	4	Diesel		623, 632	G9T 722	2188	4	Diesel		641
F8Q 678	1870	4	Diesel		622	G9T 742	2188	4	Diesel		626
F8Q 682	1870	4	Diesel		627, 628, 653	G9T 743	2188	4	Diesel		626
F8Q 696	1870	4	Diesel		622	G9T 750	2188	4	Diesel		641
F8Q 706	1870	4	Diesel		650	G9U 630	2464	4	Diesel		663
F8Q 710	1870	4	Diesel		651	G9U 632	2464	4	Diesel		641
F8Q 722	1870	4	Diesel		627, 628, 653	G9U 650	2464	4	Diesel		641
F8Q 724	1870	4	Diesel		627, 628, 653	G9U 720	2464	4	Diesel		641
F8Q 730	1870	4	Diesel		622	G9U 724	2464	4	Diesel		641
F8Q 732	1870	4	Diesel		622	G9U 730	2464	4	Diesel		663
F8Q 740	1870	4	Diesel		650	G9U 750	2464	4	Diesel		641
F8Q 742	1870	4	Diesel		650	G9U 754	2464	4	Diesel		641
F8Q 774	1870	4	Diesel		627, 628, 653	J8S 714	2068	4	Diesel		651
F8Q 776	1870	4	Diesel		627, 628, 653	J8S 736	2068	4	Diesel		652
F8Q 784	1870	4	Diesel		644, 647	J8S 786	2068	4	Diesel		651
F8Q 786	1870	4	Diesel		644, 647	J8S 788	2068	4	Diesel		651
F8Q 790	1870	4	Diesel		644, 647, 656	K4J 710	1390	4	Petrol		623
F9Q 650	1870	4	Diesel		637	K4J 711	1390	4	Petrol		623
F9Q 716	1870	4	Diesel		634, 636	K4J 712	1390	4	Petrol		623, 660
F9Q 718	1870	4	Diesel		634, 636, 637	K4J 713	1390	4	Petrol		623
F9Q 722	1870	4	Diesel		625	K4J 714	1390	4	Petrol		644, 656
F9Q 730	1870	4	Diesel		644, 647	K4J 730	1390	4	Petrol		645, 656
F9Q 732	1870	4	Diesel		644, 656, 657	K4J 732	1390	4	Petrol		645
F9Q 733	1870	4	Diesel		644, 656	K4J 740	1390	4	Petrol		645, 656
F9Q 734	1870	4	Diesel		644, 647, 656	K4J 750	1390	4	Petrol		644, 656
F9Q 736	1870	4	Diesel		644, 656	K4J 770	1390	4	Petrol		648, 656
F9Q 744	1870	4	Diesel		644, 656	K4J 780	1390	4	Petrol		621, 624, 648
F9Q 748	1870	4	Diesel		657	K4M 690	1598	4	Petrol		640
F9Q 750	1870	4	Diesel		637	K4M 700	1598	4	Petrol		644, 656, 657
F9Q 752	1870	4	Diesel		637	K4M 701	1598	4	Petrol		644, 656
F9Q 754	1870	4	Diesel		637	K4M 704	1598	4	Petrol		644, 656, 657
F9Q 760	1870	4	Diesel		663	K4M 708	1598	4	Petrol		623, 644, 656, 657
F9Q 762	1870	4	Diesel		663	K4M 709	1598	4	Petrol		657
F9Q 770	1870	4	Diesel		641	K4M 710	1598	4	Petrol		637
F9Q 772	1870	4	Diesel		641	K4M 714	1598	4	Petrol		637
F9Q 774	1870	4	Diesel		641	K4M 716	1598	4	Petrol		637
F9Q 780	1870	4	Diesel		623, 632	K4M 720	1598	4	Petrol		634, 636
F9Q 782	1870	4	Diesel		632	K4M 740	1598	4	Petrol		623, 660
F9Q 790	1870	4	Diesel		632	K4M 742	1598	4	Petrol		623
F9Q 800	1870	4	Diesel		645	K4M 743	1598	4	Petrol		623, 661
F9Q 804	1870	4	Diesel		645, 656, 658	K4M 744	1598	4	Petrol		623
F9Q 808	1870	4	Diesel		645	K4M 745	1598	4	Petrol		623
F9Q 812	1870	4	Diesel		630, 656, 658	K4M 748	1598	4	Petrol		623, 624



ENGINE INDEX

Motorindex • Indice motore • Index moteur
 Índice de motor • Indeks silników • указатель двигателей







	ccm			9		ccm			9
K4M 750	1598	4	Petrol	632	M9R 700	1995	4	Diesel	630, 645, 658
K4M 752	1598	4	Petrol	632	M9R 721	1995	4	Diesel	630, 658
K4M 753	1598	4	Petrol	632	M9R 722	1995	4	Diesel	630, 645, 658
K4M 760	1598	4	Petrol	645, 646	M9R 724	1995	4	Diesel	645
K4M 761	1598	4	Petrol	630, 645, 658	M9R 740	1995	4	Diesel	626, 637
K4M 762	1598	4	Petrol	645	M9R 742	1995	4	Diesel	638
K4M 782	1598	4	Petrol	630, 658	M9R 744	1995	4	Diesel	638
K4M 788	1598	4	Petrol	630, 645, 658	M9R 750	1995	4	Diesel	626
K4M 790	1598	4	Petrol	648	M9R 760	1995	4	Diesel	626, 637, 665
K4M 791	1598	4	Petrol	648	M9R 761	1995	4	Diesel	626
K4M 794	1598	4	Petrol	648	M9R 762	1995	4	Diesel	626, 665
K4M 800	1598	4	Petrol	621, 624, 648	M9R 763	1995	4	Diesel	626, 665
K4M 801	1598	4	Petrol	621, 624, 648	M9R 780	1995	4	Diesel	663
K4M 804	1598	4	Petrol	624	M9R 782	1995	4	Diesel	663
K4M 812	1598	4	Petrol	630, 645, 658	M9R 786	1995	4	Diesel	663
K4M 813	1598	4	Petrol	645	M9R 800	1995	4	Diesel	635, 638
K4M 824	1598	4	Petrol	638	M9R 802	1995	4	Diesel	626, 635, 638
K4M 830	1598	4	Petrol	632	M9R 804	1995	4	Diesel	639
K4M 831	1598	4	Petrol	632	M9R 805	1995	4	Diesel	635, 638
K4M 834	1598	4	Petrol	632	M9R 809	1995	4	Diesel	635, 638
K4M 838	1598	4	Petrol	629	M9R 814	1995	4	Diesel	635, 638
K4M 839	1598	4	Petrol	629	M9R 815	1995	4	Diesel	626, 635, 638
K4M 848	1598	4	Petrol	646	M9R 816	1995	4	Diesel	635, 638
K4M 850	1598	4	Petrol	632	M9R 817	1995	4	Diesel	639
K4M 854	1598	4	Petrol	664, 666	M9R 820	1995	4	Diesel	635, 638
K4M 858	1598	4	Petrol	631, 643, 646, 659	M9R 824	1995	4	Diesel	639
K4M 862	1598	4	Petrol	621, 624	M9R 830	1995	4	Diesel	633
K4M 866	1598	4	Petrol	631, 645, 646, 659	M9R 844	1995	4	Diesel	639
K4M 9 766	1598	4	Petrol	658	M9R 846	1995	4	Diesel	639
K4M C 813	1598	4	Petrol	645, 658	M9R 855	1995	4	Diesel	633
K4M D 812	1598	4	Petrol	645	M9R 856	1995	4	Diesel	633
K4M P 848	1598	4	Petrol	646	M9R 862	1995	4	Diesel	633
K7M 702	1598	4	Petrol	644, 647	M9R 865	1995	4	Diesel	633
K7M 703	1598	4	Petrol	644, 647	M9R 866	1995	4	Diesel	633
K7M 710	1598	4	Petrol	640, 655	M9T 670	2298	4	Diesel	642
K7M 744	1598	4	Petrol	623	M9T 672	2298	4	Diesel	642
K7M 745	1598	4	Petrol	623	M9T 676	2298	4	Diesel	642
K7M 790	1598	4	Petrol	644	M9T 678	2298	4	Diesel	642
K9K 700	1461	4	Diesel	623, 632, 660, 661	M9T 680	2298	4	Diesel	642
K9K 702	1461	4	Diesel	623, 632, 660	M9T 686	2298	4	Diesel	642
K9K 704	1461	4	Diesel	623, 632	M9T 690	2298	4	Diesel	642
K9K 710	1461	4	Diesel	623, 632	M9T 692	2298	4	Diesel	642
K9K 712	1461	4	Diesel	623	M9T 694	2298	4	Diesel	642
K9K 714	1461	4	Diesel	621, 623, 624, 632, 660	M9T 696	2298	4	Diesel	642
K9K 718	1461	4	Diesel	623, 632, 661, 664	M9T 698	2298	4	Diesel	642
K9K 722	1461	4	Diesel	630, 645, 656	N7Q 700	1948	4	Petrol	634, 636
K9K 728	1461	4	Diesel	645, 656	N7Q 704	1948	4	Petrol	634, 636
K9K 729	1461	4	Diesel	630, 645, 656	N7Q 710	1948	4	Petrol	654
K9K 740	1461	4	Diesel	623, 660, 664	N7Q 711	1948	4	Petrol	654
K9K 750	1461	4	Diesel	624, 648	S8U 758	2499	4	Diesel	662
K9K 752	1461	4	Diesel	621, 624, 648	S8U 770	2445	4	Diesel	641
K9K 766	1461	4	Diesel	621, 624, 648	S8U 780	2499	4	Diesel	662
K9K 768	1461	4	Diesel	648	S9W 702	2800	4	Diesel	641
K9K 790	1461	4	Diesel	640	X5J	1360	4	Petrol	649
K9K 796	1461	4	Diesel	640	ROVER				
L7X 720	2946	6	Petrol	620	14 K4C	1396	4	Petrol	670, 671, 672, 676
L7X 721	2946	6	Petrol	620	14 K4D	1396	4	Petrol	670, 671, 672, 676
L7X 731	2946	6	Petrol	637	14 K4F	1396	4	Petrol	667, 668, 670, 671, 672, 676, 677
L7X 760	2946	6	Petrol	623	18 K4F	1796	4	Petrol	667, 668, 671, 677
L7X 762	2946	6	Petrol	623, 660	204 D2	1951	4	Diesel	669
M4R 700	1997	4	Petrol	624	20 T2N (L Series)	1994	4	Diesel	667, 668, 671, 672, 673, 677
M4R 701	1997	4	Petrol	624	20 T4G	1994	4	Petrol	671, 672, 673, 674
M4R 704	1997	4	Petrol	638	20 T4H	1994	4	Petrol	671, 672, 674
M9R 610	1995	4	Diesel	631, 646, 659	30 A	3528	V8	Petrol	675
M9R 615	1995	4	Diesel	631, 646, 659	31 A	3528	V8	Petrol	675









 ccm x  	9	 ccm x  	9		
38 A	3528 V8 Petrol	675	AJQ	1781 4 Petrol	695, 701
39 A	3528 V8 Petrol	675	AKK	1390 4 Petrol	686, 687, 691
D 16 A8	1590 4 Petrol	671, 672, 676	AKL	1595 4 Petrol	687, 691, 695, 701
M 47 R	1951 4 Diesel	669	AKU	1716 4 Diesel	686
TUD5	1527 4 Diesel	670	AKV	1391 4 Diesel	686, 687, 690, 694
XUD 7TE	1769 4 Diesel	671, 672	ALD	999 4 Petrol	686, 687, 691
SAAB					
A 19 DTR	1910 4 Diesel	678	ALH	1896 4 Diesel	687, 691, 694, 695, 701
A 20 DTH	1956 4 Diesel	679	ALL	999 4 Petrol	686
A 20 NFT	1998 4 Petrol	678, 679	ALM	1598 4 Petrol	687, 690, 691, 694
A 20 NHT	1998 4 Petrol	679	ALZ	1595 4 Petrol	688
B202i	1985 4 Petrol	680, 682	AMF	1422 3 Diesel	686, 687, 692
B207E	1998 4 Petrol	678	AMK	1781 4 Petrol	695, 701
B207L	1998 4 Petrol	678	ANU	1896 4 Diesel	683
B207R	1998 4 Petrol	678	ANV	999 4 Petrol	686, 687, 691
B258i	2498 V6 Petrol	681	ANW	1390 4 Petrol	686, 687, 691
B284L	2792 V6 Petrol	678	ANX	1390 4 Petrol	687, 690
B284R	2792 V6 Petrol	678	APE	1390 4 Petrol	687, 691, 695, 701
B308i	2962 V6 Petrol	682	APF	1595 4 Petrol	687, 691, 695, 701
D223L	2171 4 Diesel	678, 679	APG	1781 4 Petrol	695, 701
LP9	2792 V6 Petrol	678	APP	1781 4 Petrol	695, 701
X 22 DTH	2171 4 Diesel	678	APQ	1391 4 Petrol	686, 687, 690, 694
Z19DTH	1910 4 Diesel	678, 679	AQM	1896 4 Diesel	687, 691, 695, 701
Z 19 DTR	1910 4 Diesel	678, 679	AQN	2324 V5 Petrol	701
SEAT					
021 A.1000	1193 4 Petrol	689, 696, 698	AQQ	1390 4 Petrol	686, 687, 691
021 A.2000	1461 4 Petrol	689, 696, 698	AQX	1781 4 Petrol	687, 691
021 D.2000	1461 4 Petrol	689, 696	ARL	1896 4 Diesel	695, 701
1F	1595 4 Petrol	687, 690, 694, 700	ARY	1781 4 Petrol	695, 701
1W	1398 4 Diesel	699	ASK	1896 4 Diesel	687, 691
1Y	1896 4 Diesel	687, 690, 694, 700	ASV	1896 4 Diesel	687, 691, 695, 701
1Z	1896 4 Diesel	683, 687, 690, 700	ASY	1896 4 Diesel	687, 692
2E	1984 4 Petrol	687, 690, 700	ASZ	1896 4 Diesel	683, 687, 692, 695, 701
2G	1272 4 Petrol	687, 690	ATD	1896 4 Diesel	687, 692
AAU	1043 4 Petrol	687, 690	ATM	1984 4 Petrol	683
AAV	1272 4 Petrol	687, 690	ATN	1598 4 Petrol	695
AAZ	1896 4 Diesel	687, 690, 700	AUA	1390 4 Petrol	687, 691, 694, 695, 701
ABD	1390 4 Petrol	687, 690	AUB	1390 4 Petrol	686, 687, 691, 692
ABF	1984 4 Petrol	687, 690, 700	AUC	999 4 Petrol	686, 687, 691
ABN	1595 4 Petrol	700	AUD	1390 4 Petrol	686, 687, 691, 694
ABS	1781 4 Petrol	687, 690, 700	AUE	2792 V6 Petrol	683, 695
ABU	1598 4 Petrol	687, 690	AUQ	1781 4 Petrol	695, 701
ADL	1781 4 Petrol	687, 690	AUR	1595 4 Petrol	687, 691
ADY	1984 4 Petrol	683	AUS	1598 4 Petrol	695, 701
ADZ	1781 4 Petrol	687, 690, 700	AUY	1896 4 Diesel	683
AEE	1598 4 Petrol	687, 690, 694	AVG	1896 4 Diesel	683
AEH	1595 4 Petrol	687, 691, 695, 701	AWC	1781 4 Petrol	683
AER	999 4 Petrol	686, 687, 690	AXP	1390 4 Petrol	695, 701
AEX	1391 4 Petrol	686, 687, 690, 694	AXR	1896 4 Diesel	687, 692, 695
AEY	1896 4 Diesel	687, 690, 694	AYL	2792 V6 Petrol	683
AFH	1390 4 Petrol	687, 690	AYP	1781 4 Petrol	687, 691
AFK	1390 4 Petrol	686	AYQ	1896 4 Diesel	694
AFN	1896 4 Diesel	683, 687, 690, 700	AZD	1598 4 Petrol	695, 701
AFT	1595 4 Petrol	687, 690, 700	AZL	1984 4 Petrol	687, 692
AGG	1984 4 Petrol	687, 690, 700	AZQ	1198 3 Petrol	687, 692
AGN	1781 4 Petrol	695, 701	AZV	1968 4 Diesel	684, 685, 695, 702
AGP	1896 4 Diesel	687, 691	BAH	1598 4 Petrol	687, 692
AGR	1896 4 Diesel	687, 691, 695, 701	BAM	1781 4 Petrol	695, 701
AGZ	2324 V5 Petrol	701	BBM	1198 3 Petrol	692
AHB	1716 4 Diesel	694	BBU	1781 4 Petrol	692
AHF	1896 4 Diesel	695, 701	BBY	1390 4 Petrol	687, 692
AHT	999 4 Petrol	686	BBZ	1390 4 Petrol	687, 692
AHU	1896 4 Diesel	683, 687, 690, 700	BCA	1390 4 Petrol	695, 701
AHW	1390 4 Petrol	695, 701	BCB	1598 4 Petrol	695, 701
AJH	1781 4 Petrol	683	BDE	2792 V6 Petrol	695
			BFQ	1595 4 Petrol	695, 701
			BGU	1595 4 Petrol	684, 695, 702



ENGINE INDEX

Motorindex • Indice motore • Index moteur
Índice de motor • Indeks silników • указатель двигателей







	ccm			9		ccm			9
BJB	1896	4	Diesel	684, 702	CFWA	1199	3	Diesel	693
BJX	1781	4	Petrol	692	CGGB	1390	4	Petrol	684, 685, 693, 695
BKC	1896	4	Diesel	684, 695, 702	CGLB	1968	4	Diesel	688
BKD	1968	4	Diesel	684, 685, 695, 702	CGPA	1198	3	Petrol	693
BKV	1781	4	Petrol	692	CGPB	1198	3	Petrol	693
BKY	1390	4	Petrol	687, 692	CHGA	1595	4	Petrol	684, 685, 695
BLR	1984	4	Petrol	684, 695, 702	CHPA	1395	4	Petrol	695
BLS	1896	4	Diesel	684, 693, 695, 702	CHYA	999	3	Petrol	697
BLT	1896	4	Diesel	687, 692	CHYB	999	3	Petrol	697
BLY	1984	4	Petrol	684, 695, 702	CJCA	1968	4	Diesel	688
BME	1198	3	Petrol	687, 692	CJCC	1968	4	Diesel	688
BMM	1968	4	Diesel	684, 695, 702	CJZB	1197	4	Petrol	695
BMN	1968	4	Diesel	684, 685, 695, 702	CLCB	1968	4	Diesel	695
BMS	1422	3	Diesel	687, 692, 693	CLNA	1598	4	Diesel	693, 703
BMT	1896	4	Diesel	687, 692	CMBA	1395	4	Petrol	695
BNM	1422	3	Diesel	687, 692	CMXA	1595	4	Petrol	684, 685, 695
BNV	1422	3	Diesel	687, 692	CNKA	1598	4	Petrol	693
BPX	1896	4	Diesel	692	CNUB	1390	4	Petrol	693
BRT	1968	4	Diesel	683	CNWB	1390	4	Petrol	683
BSE	1595	4	Petrol	684, 685, 695, 702	CPGA	999	3	Petrol	697
BSF	1595	4	Petrol	684, 685, 695, 702	CTHA	1390	4	Petrol	683
BTB	1896	4	Diesel	683	CTHE	1390	4	Petrol	693
BTS	1598	4	Petrol	687, 692, 693	CTHF	1390	4	Petrol	693
BUK	1896	4	Diesel	692	CTJB	1390	4	Petrol	693
BVK	1896	4	Diesel	683	CTJC	1390	4	Petrol	693
BVY	1984	4	Petrol	684, 685, 695, 702	CXSA	1395	4	Petrol	695
BVZ	1984	4	Petrol	684, 685, 695, 702	EZ	1595	4	Petrol	700
BWA	1984	4	Petrol	684, 685, 695, 702	KR	1781	4	Petrol	700
BWA1	1984	4	Petrol	695	MN	1272	4	Diesel	699
BWE	1984	4	Petrol	688	PL	1781	4	Petrol	700
BWJ	1984	4	Petrol	695	RP	1781	4	Petrol	700
BXE	1896	4	Diesel	684, 695, 702	SKODA				
BXF	1896	4	Diesel	684, 695	AEE	1598	4	Petrol	706, 707, 708
BJX	1896	4	Diesel	693	AEF	1896	4	Diesel	706, 707
BXV	1198	3	Petrol	687, 692	AEG	1984	4	Petrol	708
BXW	1390	4	Petrol	684, 685, 687, 692, 693, 695, 702	AEH	1595	4	Petrol	708
BZG	1198	3	Petrol	693	AGN	1781	4	Petrol	708
CAGA	1968	4	Diesel	688	AGP	1896	4	Diesel	708
CAGC	1968	4	Diesel	688	AGR	1896	4	Diesel	708
CAHA	1968	4	Diesel	688	AGU	1781	4	Petrol	708
CAVA	1390	4	Petrol	683	AHF	1896	4	Diesel	708
CAVE	1390	4	Petrol	693	AKL	1595	4	Petrol	708
CAVF	1390	4	Petrol	693	ALH	1896	4	Diesel	708
CAXA	1390	4	Petrol	703	AMD	1397	4	Petrol	708
CAXC	1390	4	Petrol	684, 685, 695	AME	1397	4	Petrol	705
CAYA	1598	4	Diesel	693	AMF	1422	3	Diesel	705
CAYB	1598	4	Diesel	684, 685, 693, 695, 703	AMX	2771	V6	Petrol	712
CAYC	1598	4	Diesel	684, 685, 693, 695, 703	APK	1984	4	Petrol	708
CBZA	1197	4	Petrol	693, 703	AQM	1896	4	Diesel	708
CBZB	1197	4	Petrol	684, 685, 693, 695, 703	AQV	997	4	Petrol	705
CCSA	1595	4	Petrol	684, 685, 695, 702	AQW	1397	4	Petrol	705
CDLA	1984	4	Petrol	695	AQY	1984	4	Petrol	708
CDLD	1984	4	Petrol	695	ARV	997	4	Petrol	705
CDND	1984	4	Petrol	688	ARX	1781	4	Petrol	708
CEGA	1968	4	Diesel	684, 685, 695, 702	ARZ	1781	4	Petrol	708
CEKA	1984	4	Petrol	693	ASV	1896	4	Diesel	708
CFFA	1968	4	Diesel	683	ASY	1896	4	Diesel	705
CFFB	1968	4	Diesel	683	ASZ	1896	4	Diesel	705, 708
CFFE	1968	4	Diesel	683	ATD	1896	4	Diesel	705, 708
CFGB	1968	4	Diesel	683	ATZ	1397	4	Petrol	705
CFGC	1968	4	Diesel	683	AUA	1390	4	Petrol	705
CFHC	1968	4	Diesel	684, 685, 695	AUB	1390	4	Petrol	705
CFHD	1968	4	Diesel	693	AUM	1781	4	Petrol	708
CFJA	1968	4	Diesel	685, 695	AUQ	1781	4	Petrol	708
CFMA	1781	4	Petrol	688	AVB	1896	4	Diesel	712







	ccm	x				9		ccm	x				9
AVF	1896	4		Diesel		712	CBZB	1197	4		Petrol		705, 708, 710, 711, 713
AVU	1595	4		Petrol		708	CCSA	1595	4		Petrol		708
AWT	1781	4		Petrol		712	CCZA	1984	4		Petrol		708, 712
AWX	1896	4		Diesel		712	CEGA	1968	4		Diesel		708, 713
AWY	1198	3		Petrol		705	CFFB	1968	4		Diesel		712
AXP	1390	4		Petrol		708	CFGB	1968	4		Diesel		712
AXR	1896	4		Diesel		705, 708, 711	CFHA	1968	4		Diesel		713
AYM	2496	V6		Diesel		712	CFHC	1968	4		Diesel		708, 713
AZE	1397	4		Petrol		705	CFHF	1968	4		Diesel		708, 713
AZF	1397	4		Petrol		705	CFJA	1968	4		Diesel		713
AZH	1984	4		Petrol		708	CFNA	1598	4		Petrol		705, 710, 711
AZJ	1984	4		Petrol		708	CFWA	1199	3		Diesel		705, 711
AZL	1984	4		Petrol		705	CGGA	1390	4		Petrol		708
AZM	1984	4		Petrol		712	CGGB	1390	4		Petrol		705, 711
AZQ	1198	3		Petrol		705	CGPA	1198	3		Petrol		705, 709, 711
AZV	1968	4		Diesel		708	CGPB	1198	3		Petrol		705
BBM	1198	3		Petrol		705	CHFA	1198	3		Petrol		705
BBY	1390	4		Petrol		705	CHGA	1595	4		Petrol		708
BBZ	1390	4		Petrol		705	CHPA	1395	4		Petrol		708
BCA	1390	4		Petrol		708	CHYA	999	3		Petrol		704
BDG	2496	V6		Diesel		712	CHYB	999	3		Petrol		704
BFO	1595	4		Petrol		708	CJZA	1197	4		Petrol		708
BGU	1595	4		Petrol		708	CJZB	1197	4		Petrol		708
BJB	1896	4		Diesel		708	CLCA	1968	4		Diesel		708, 713
BKC	1896	4		Diesel		708	CLCB	1968	4		Diesel		708, 713
BKD	1968	4		Diesel		708, 712	CLJA	1968	4		Diesel		712
BKY	1390	4		Petrol		705	CLNA	1598	4		Diesel		710
BLF	1598	4		Petrol		708	CMXA	1595	4		Petrol		708
BLR	1984	4		Petrol		708	CPGA	999	3		Petrol		704
BLS	1896	4		Diesel		705, 708, 711, 712	CTHE	1390	4		Petrol		705
BLT	1896	4		Diesel		705	SMART						
BLX	1984	4		Petrol		708	M 122.950	1468	4		Petrol		717
BLY	1984	4		Petrol		708	M 160.910	698	3		Petrol		714, 715, 718, 719
BMD	1198	3		Petrol		705	M 160.920	698	3		Petrol		714, 715, 716
BME	1198	3		Petrol		705, 711	M 160.921	698	3		Petrol		720
BMM	1968	4		Diesel		708	M 160.922	698	3		Petrol		720
BMN	1968	4		Diesel		708	M 160.923	698	3		Petrol		720
BMP	1968	4		Diesel		712	M 160 E6AL B03	599	3		Petrol		714, 715
BMS	1422	3		Diesel		705, 709, 711	M 160 E6AL B04	599	3		Petrol		715
BNM	1422	3		Diesel		705, 709, 711	M 160 E6AL B05	599	3		Petrol		714, 715
BNV	1422	3		Diesel		705, 709, 711	OM 639.939	1493	3		Diesel		717
BPZ	1896	4		Diesel		712	SSANGYONG						
BSE	1595	4		Petrol		708	D20DT	1998	4		Diesel		721, 724
BSF	1595	4		Petrol		708	D27DT	2696	5		Diesel		724, 726, 727, 728
BSS	1968	4		Diesel		712	OM 601.940	2299	4		Diesel		723, 725
BSV	1896	4		Diesel		712	OM 602.940	2874	5		Diesel		722
BSW	1896	4		Diesel		705, 711	SUBARU						
BTS	1598	4		Petrol		705, 711	EJ16	1597	4		Petrol		730, 731
BUD	1390	4		Petrol		705, 708	EJ161	1597	Boxer 4		Petrol		730
BVX	1984	4		Petrol		708	EJ16E	1597	Boxer 4		Petrol		730
BVY	1984	4		Petrol		708	EJ18	1820	4		Petrol		730
BVZ	1984	4		Petrol		708	EJ18E	1820	4		Petrol		730, 732
BWA	1984	4		Petrol		708	EJ18 SPI	1820	4		Petrol		731
BXE	1896	4		Diesel		708, 712	EJ20	1994	4		Petrol		729, 730, 732, 733, 734, 735
BXW	1390	4		Petrol		705, 711	EJ20E	1994	4		Petrol		730, 731, 732
BZG	1198	3		Petrol		705, 709, 711	EJ20 EMPI	1994	4		Petrol		731, 732
CAVE	1390	4		Petrol		705	EJ20-GN	1994	4		Petrol		731
CAXA	1390	4		Petrol		708, 710, 713	EJ22 EMPI	2212	4		Petrol		731, 732
CAXC	1390	4		Petrol		712	SUZUKI						
CAYA	1598	4		Diesel		705	D13A	1248	4		Diesel		741, 742, 743
CAYB	1598	4		Diesel		705, 710, 711	D20AA	1956	4		Diesel		744
CAYC	1598	4		Diesel		705, 708, 710, 711, 712, 713	DV4TED4 (8HY)	1398	4		Diesel		739
CBBB	1968	4		Diesel		712	DV6ATED4 (9HX)	1560	4		Diesel		744
CBDB	1968	4		Diesel		713	DW10ATED (RHZ)	1997	4		Diesel		736
CBZA	1197	4		Petrol		705, 710, 711	DW10ATED4 (RHW)	1997	4		Diesel		736



ENGINE INDEX

Motorindex • Indice motore • Index moteur
Índice de motor • Indeks silników • указатель двигателей







 ccm  	9	 ccm  	9
K9K 700	1461 4 Diesel 738	A 17 DTS	1686 4 Diesel 795, 812, 820, 821
N32A	3195 V6 Petrol 736	A 20 DT	1956 4 Diesel 837
XUD9	1905 4 Diesel 740	A 20 DTC	1956 4 Diesel 818
XUD9A	1905 4 Diesel 745	A 20 DTE	1956 4 Diesel 818
Z 10 XEP	998 3 Petrol 746	A 20 DTH	1956 4 Diesel 795, 803, 818, 837
Z 12 XEP	1229 4 Petrol 746	A 20 DTJ	1956 4 Diesel 818
Z 13 DT	1248 4 Diesel 737, 742, 747	A 20 DTL	1956 4 Diesel 837
Z13DTJ	1248 4 Diesel 741, 742	A 20 FD	1956 4 Diesel 809
TALBOT		A 20 NHT	1998 4 Petrol 818
XUD9	1905 4 Diesel 749	A 28 NER	2792 V6 Petrol 818
XUD9A	1905 4 Diesel 748	A 28 NET	2792 V6 Petrol 818
XV5	954 4 Petrol 750	A 30 XH	2997 V6 Petrol 788
TOYOTA		B 16 DTC	1598 4 Diesel 820
1NR-FE	1329 4 Petrol 755, 761, 765, 773, 778, 780, 784	B 16 DTE	1598 4 Diesel 820
1ZR-FAE	1598 4 Petrol 755, 757, 761, 780	B 16 DTH	1598 4 Diesel 795, 820, 837
1ZZ-FE	1794 4 Petrol 751, 757, 760, 761, 762, 766, 768, 769, 770, 772, 777, 781, 782, 783, 784	B 16 DTL	1598 4 Diesel 795
2GR-FE	3456 V6 Petrol 753, 754, 756, 759, 763, 764, 767, 775, 777, 779	C 12 NZ	1196 4 Petrol 807, 810, 824
2WZ-TV	1398 4 Diesel 758	C 14 NZ	1389 4 Petrol 791, 792, 793, 796, 797, 800, 807, 810, 813, 824
2ZR-FAE	1798 4 Petrol 752, 755, 757, 761, 766, 774, 780, 783	C 14 SE	1389 4 Petrol 792, 807, 810, 824
2ZR-FE	1798 4 Petrol 751, 755, 761, 784	C 14 SEL	1389 4 Petrol 810
2ZR-FXE	1798 4 Petrol 755, 771, 776	C 16 NZ	1598 4 Petrol 791, 792, 796, 797, 805
3ZR-FAE	1987 4 Petrol 752, 757, 761, 763, 766, 771, 774, 777, 783	C 16 SE	1598 4 Petrol 792, 824
VAUXHALL		C 16 XE	1598 4 Petrol 810
12 NV	1196 4 Petrol 824	C 18 NZ	1796 4 Petrol 792, 806
12 ST	1196 4 Petrol 824	C 18 XE	1796 4 Petrol 792
13 N	1297 4 Petrol 796, 804, 805	C 18 XEL	1796 4 Petrol 792
13 NB	1297 4 Petrol 796, 805, 824	C 20 LET	1998 4 Petrol 801, 806
13 S	1297 4 Petrol 790, 791, 796, 800, 805	C 20 NE	1998 4 Petrol 791, 792, 801, 802, 805, 806, 816
13 SB	1297 4 Petrol 824	C 30 SE	2969 6 Petrol 802, 826
14 NV	1389 4 Petrol 791, 792, 796, 806, 824	C 36 GET	3638 6 Petrol 802
15 D	1488 4 Diesel 810, 813, 824	D13A	1248 4 Diesel 787
15 DT	1488 4 Diesel 800	E 16 SE	1598 4 Petrol 824
15 DT (T4EC1)	1488 4 Diesel 791, 800, 810, 824	E 18 NV	1796 4 Petrol 805
16 D	1598 4 Diesel 790, 805	E 18 NVR	1796 4 Petrol 802, 806
16 DA	1598 4 Diesel 791, 796, 800, 805	F4R 720	1998 4 Petrol 833
16 N	1598 4 Petrol 805	F8Q 600	1870 4 Diesel 789
16 SH	1598 4 Petrol 790, 791, 800, 805	F8Q 606	1870 4 Diesel 789
16 SV	1598 4 Petrol 791, 796, 800, 806	F9Q 760	1870 4 Diesel 833
17 DT (TC4EE1)	1686 4 Diesel 792, 806	F9Q 762	1870 4 Diesel 833
18 NV	1796 4 Petrol 802	F9Q 770	1870 4 Diesel 822
18 SEH	1796 4 Petrol 802	F9Q 774	1870 4 Diesel 822
18 SV	1796 4 Petrol 802, 806	G9T 720	2188 4 Diesel 822
20 NE	1998 4 Petrol 791, 805, 806	G9T 722	2188 4 Diesel 822
20 S	1979 4 Petrol 804	G9T 750	2188 4 Diesel 822
20 SE	1998 4 Petrol 802, 805, 825	G9U 630	2464 4 Diesel 833
20 SEH	1998 4 Petrol 791, 805, 806	G9U 720	2464 4 Diesel 822
20 XE	1998 4 Petrol 791, 806	G9U 724	2464 4 Diesel 822
A 10 XEP	998 3 Petrol 812	G9U 730	2464 4 Diesel 833
A 12 XER	1229 4 Petrol 812	G9U 750	2464 4 Diesel 822
A 13 DTC	1248 4 Diesel 812, 820	G9U 754	2464 4 Diesel 822
A 13 DTE	1248 4 Diesel 795, 812, 815, 820	M9R 630	1995 4 Diesel 833
A 13 DTR	1248 4 Diesel 812, 815	M9R 780	1995 4 Diesel 833
A 13 FD	1248 4 Diesel 809	M9R 782	1995 4 Diesel 833
A 14 NEL	1364 4 Petrol 795, 803, 812, 820, 837	M9R 784	1995 4 Diesel 833
A 14 NET	1364 4 Petrol 795, 803, 818, 820, 821, 837	M9R 786	1995 4 Diesel 833
A 14 XEL	1398 4 Petrol 785, 795, 812	M9R 788	1995 4 Diesel 833
A 14 XER	1398 4 Petrol 785, 795, 812, 820	M9T 670	2298 4 Diesel 823
A 17 DT	1686 4 Diesel 820	M9T 672	2298 4 Diesel 823
A 17 DTC	1686 4 Diesel 795, 820	M9T 676	2298 4 Diesel 823
A 17 DTE	1686 4 Diesel 795	M9T 678	2298 4 Diesel 823
A 17 DTF	1686 4 Diesel 795	M9T 680	2298 4 Diesel 823
A 17 DTJ	1686 4 Diesel 794, 795, 799, 836	M9T 686	2298 4 Diesel 823
A 17 DTL	1686 4 Diesel 795	M9T 690	2298 4 Diesel 823
A 17 DTR	1686 4 Diesel 794, 795, 799, 836	M9T 692	2298 4 Diesel 823
		M9T 694	2298 4 Diesel 823







	ccm	x			9		ccm	x			9
M9T 696	2298	4	Diesel		823	Z 28 NET	2792	V6	Petrol		827, 832
M9T 698	2298	4	Diesel		823	VOLKSWAGEN					
S8U 758	2499	4	Diesel		789	1E	2382	6	Petrol		864, 867
S8U 770	2499	4	Diesel		822	1F	1595	4	Petrol		842, 871, 875, 877
S8U 780	2499	4	Diesel		789	1G	2383	6	Diesel		864, 867
S8U 782	2499	4	Diesel		789	1H	1781	4	Petrol		853
S9W 702	2799	4	Diesel		822	1P	1781	4	Petrol		853, 861
X 10 XE	973	3	Petrol		810	1S	2383	6	Diesel		864, 866, 867
X 12 SZ	1196	4	Petrol		807, 810	1V	1588	4	Diesel		853, 861
X 12 XE	1199	4	Petrol		793, 810	1W	1398	4	Diesel		875
X 14 SZ	1389	4	Petrol		810	1X	1896	4	Diesel		885
X 14 XE	1389	4	Petrol		792, 793, 807, 810, 830	1Y	1896	4	Diesel		842, 854, 871, 875, 888, 889
X 16 SZ	1598	4	Petrol		792, 797, 806	1Z	1896	4	Diesel		842, 854, 871, 879, 888, 889
X 16 SZR	1598	4	Petrol		792, 793, 798, 831	2E	1984	4	Petrol		845, 854, 871, 888
X 16 XE	1598	4	Petrol		810, 830	2G	1272	4	Petrol		853, 854, 861, 875
X 16 XEL	1598	4	Petrol		792, 793, 831, 835	2H	1781	4	Petrol		852
X 17 DT (TC4EE1)	1686	4	Diesel		831	3F	1272	4	Petrol		875
X 18 XE	1796	4	Petrol		792, 831	9A	1984	4	Petrol		845, 871
X 20 DTH	1995	4	Diesel		825	AAA	2792	V6	Petrol		840, 854, 862, 871, 879, 888
X 20 DTL	1995	4	Diesel		793, 798, 831, 835	AAB	2370	5	Diesel		885
X 20 XEV	1998	4	Petrol		792, 793, 801, 806, 825, 831	AAC	1968	4	Petrol		885, 888
X 22 DTH	2172	4	Diesel		817, 828	AAF	2459	5	Petrol		885
X 22 SE	2198	4	Petrol		817	AAK	1043	4	Petrol		875
X 22 XE	2198	4	Petrol		816, 828	AAM	1781	4	Petrol		854, 855, 871, 888
Y 13 DT	1248	4	Diesel		808	AAU	1043	4	Petrol		875
Y 16 XE	1598	4	Petrol		831	AAV	1272	4	Petrol		875
Y 17 DT	1686	4	Diesel		793, 798, 808, 811, 814, 819	AAZ	1896	4	Diesel		854, 855, 871, 888
Y 17 DTL	1686	4	Diesel		808, 811, 814	ABD	1391	4	Petrol		854, 888
Y 20 DTH	1995	4	Diesel		793, 798, 827, 831, 832, 835	ABF	1984	4	Petrol		854, 871
Y 20 DTJ	1956	4	Diesel		837	ABL	1896	4	Diesel		885
Y 20 DTL	1995	4	Diesel		793	ABN	1595	4	Petrol		853, 861, 871
Y 22 DTH	2172	4	Diesel		817, 825	ABS	1781	4	Petrol		854, 871, 875, 888
Y 22 DTR	2172	4	Diesel		793, 827, 831, 832, 835	ABU	1598	4	Petrol		854, 888
Y 25 DT	2497	6	Diesel		825	ABV	2861	V6	Petrol		845, 854, 871
Z 10 XE	973	3	Petrol		786, 811	ACK	2771	V6	Petrol		871
Z 10 XEP	998	3	Petrol		786, 811, 812	ACL	2384	6	Diesel		864, 867
Z 12 XE	1199	4	Petrol		786, 793, 811, 814	ACM	1043	4	Petrol		875
Z 12 XEP	1229	4	Petrol		786, 811, 812, 815	ACT	2384	6	Diesel		864, 867
Z 13 DT	1248	4	Diesel		808, 811, 814, 830	ACU	2459	5	Petrol		885
Z 13 DTE	1248	4	Diesel		812, 815	ACV	2461	5	Diesel		885
Z 13 DTH	1248	4	Diesel		794, 799, 812, 815	ADD	1781	4	Petrol		875
Z 13 DTJ	1248	4	Diesel		787, 808, 811, 812, 815, 819	ADP	1595	4	Petrol		871
Z 14 XE	1389	4	Petrol		793, 808, 811	ADR	1781	4	Petrol		871
Z 14 XEP	1364	4	Petrol		794, 799, 808, 811, 812, 814, 819, 830	ADX	1296	4	Petrol		875
Z 16 LET	1598	4	Petrol		794, 819	ADY	1984	4	Petrol		845, 854, 871, 879, 888
Z 16 SE	1598	4	Petrol		793, 798, 808, 811, 819	ADZ	1781	4	Petrol		854, 855, 871, 875, 888
Z 16 XE	1598	4	Petrol		793, 819, 831, 835	AEA	1598	4	Petrol		854, 875, 888
Z 17 DTH	1686	4	Diesel		794, 795, 808, 811, 819	AEB	1781	4	Petrol		871
Z 17 DTJ	1686	4	Diesel		794, 799, 836	AEE	1598	4	Petrol		842, 854, 875, 888
Z 17 DTL	1686	4	Diesel		793, 794, 798, 799	AEF	1896	4	Diesel		842, 875
Z 17 DTR	1686	4	Diesel		794, 799, 812	AEG	1984	4	Petrol		870
Z 18 XE	1796	4	Petrol		793, 794, 811, 819, 827, 830, 831, 832, 835	AEH	1595	4	Petrol		840, 855, 875
Z 19 DTH	1910	4	Diesel		794, 799, 827, 832, 836	AEK	1595	4	Petrol		854, 871, 888
Z 19 DTJ	1910	4	Diesel		794	AEP	1984	4	Petrol		854, 871, 888
Z 19 DTL	1910	4	Diesel		794, 827, 836	AER	999	4	Petrol		868, 875
Z 20 DM	1991	4	Diesel		788	AES	2792	V6	Petrol		885
Z 20 DMH	1991	4	Diesel		788	AET	2461	5	Petrol		885
Z 20 DTJ	1956	4	Diesel		837	AEU	2459	5	Petrol		885
Z 20 LEL	1998	4	Petrol		794	AEV	1043	4	Petrol		875
Z 20 LER	1998	4	Petrol		794, 836	AEX	1390	4	Petrol		842, 854, 875, 888
Z 20 NET	1998	4	Petrol		827, 832	AEY	1896	4	Diesel		842, 854, 875, 888
Z 22 SE	2198	4	Petrol		795, 829, 831, 832, 834, 835	AFB	2496	V6	Diesel		871
Z 22 YH	2198	4	Petrol		827, 832, 836	AFH	1390	4	Petrol		875
Z 24 XED	2405	4	Petrol		788	AFK	1390	4	Petrol		868, 875
Z 28 NEL	2792	V6	Petrol		827, 832	AFN	1896	4	Diesel		854, 855, 871, 875, 879, 888



ENGINE INDEX

Motorindex • Indice motore • Index moteur
Índice de motor • Indeks silników • указатель двигателей







	ccm			9		ccm			9
AFT	1595	4	Petrol	854, 855, 871, 875, 888	AQD	2771	V6	Petrol	871
AFY	1781	4	Petrol	871	AQM	1896	4	Diesel	840, 855, 875
AGD	1896	4	Diesel	875	AQN	2324	V5	Petrol	840, 855, 870
AGE	2771	V6	Petrol	871	AQQ	1390	4	Petrol	868, 875
AGG	1984	4	Petrol	854, 855, 871, 888	AQY	1984	4	Petrol	840, 855, 870
AGN	1781	4	Petrol	840, 851, 855	ARC	1598	4	Petrol	875
AGP	1896	4	Diesel	840, 855, 875	ARG	1781	4	Petrol	871
AGR	1896	4	Diesel	840, 855, 875	ARL	1896	4	Diesel	840, 855
AGU	1781	4	Petrol	840, 855, 870	ARM	1595	4	Petrol	871
AGX	2459	5	Diesel	864, 865	ARR	1390	4	Petrol	868
AGZ	2324	V5	Petrol	840, 855, 871	ARX	1781	4	Petrol	840
AHB	1716	4	Diesel	842	ARZ	1781	4	Petrol	855
AHD	2459	5	Diesel	864, 865	ASV	1896	4	Diesel	840, 855, 875
AHF	1896	4	Diesel	840, 855	ASY	1896	4	Diesel	875
AHG	1716	4	Diesel	875	ASZ	1896	4	Diesel	840, 855, 875, 879
AHH	1896	4	Diesel	871	ATD	1896	4	Diesel	840, 855, 870, 875
AHL	1595	4	Petrol	871	ATJ	1896	4	Diesel	871
AHT	999	4	Petrol	868	ATL	1422	3	Diesel	875
AHU	1896	4	Diesel	842, 854, 855, 871, 875, 879, 888	ATM	1984	4	Petrol	879
AHW	1390	4	Petrol	840, 855, 868, 875	ATN	1595	4	Petrol	840, 855
AHY	2461	5	Diesel	885	ATQ	2771	V6	Petrol	871
AJA	2370	5	Diesel	885	ATU	1984	4	Petrol	855
AJH	1781	4	Petrol	879	ATX	2771	V6	Petrol	871
AJM	1896	4	Diesel	840, 855, 871	AUA	1390	4	Petrol	842, 868, 875
AJT	2461	5	Diesel	885	AUB	1390	4	Petrol	868, 875
AJV	1598	4	Petrol	875	AUC	999	4	Petrol	868, 875
AKK	1390	4	Petrol	875	AUD	1390	4	Petrol	842, 868, 875
AKL	1595	4	Petrol	840, 855, 875	AUF	2461	5	Diesel	885
AKN	2496	V6	Diesel	871	AUM	1781	4	Petrol	840, 855
AKP	1390	4	Petrol	875	AUQ	1781	4	Petrol	840, 855
AKQ	1390	4	Petrol	840, 855, 868	AUR	1595	4	Petrol	875
AKR	1984	4	Petrol	854, 855, 888	AUS	1597	4	Petrol	840, 855
AKS	1588	4	Petrol	854, 855	AUY	1896	4	Diesel	840, 855, 879
AKU	1716	4	Diesel	868, 875	AVB	1896	4	Diesel	871
AKV	1390	4	Petrol	842, 875	AVC	1781	4	Petrol	870
AKW	1716	4	Diesel	875	AVF	1896	4	Diesel	871
ALD	999	4	Petrol	868, 875	AVG	1896	4	Diesel	855, 871, 879
ALE	1896	4	Diesel	842, 854, 855, 875, 888	AVH	1984	4	Petrol	870
ALG	2771	V6	Petrol	871	AVQ	1896	4	Diesel	882
ALH	1896	4	Diesel	840, 842, 855, 870, 875	AVR	2461	5	Diesel	864, 865
ALL	999	4	Petrol	868, 875	AVT	2461	5	Petrol	885
ALM	1598	4	Petrol	875	AVU	1595	4	Petrol	840, 855
ALT	1984	4	Petrol	871	AVY	1598	4	Petrol	868, 875
ALZ	1595	4	Petrol	871	AWC	1781	4	Petrol	879
AMF	1422	3	Diesel	868, 875	AWF	1984	4	Petrol	855
AMX	2771	V6	Petrol	871	AWG	1984	4	Petrol	855
ANA	1595	4	Petrol	871	AWH	1595	4	Petrol	870
ANB	1781	4	Petrol	871	AWM	1781	4	Petrol	871
ANJ	2461	5	Diesel	864, 865	AWP	1781	4	Petrol	870
ANU	1896	4	Diesel	879	AWT	1781	4	Petrol	871
ANV	999	4	Petrol	868	AWU	1781	4	Petrol	870
ANW	1390	4	Petrol	875	AWV	1781	4	Petrol	870
ANX	1389	4	Petrol	875	AWX	1896	4	Diesel	871
ANY	1191	3	Diesel	868	AWY	1198	3	Petrol	875
APA	2461	5	Diesel	864, 865	AXA	1984	4	Petrol	869, 886
APE	1390	4	Petrol	840, 855, 868, 875	AXB	1896	4	Diesel	869, 886
APF	1595	4	Petrol	840, 855, 875	AXC	1896	4	Diesel	869, 886
APH	1781	4	Petrol	870	AXD	2461	5	Diesel	869, 886
APK	1984	4	Petrol	840, 855, 870	AXE	2461	5	Diesel	869, 886
APL	2461	5	Petrol	885	AXG	2461	5	Diesel	885
APQ	1390	4	Petrol	842, 854, 875	AXJ	3189	V6	Petrol	870
APR	2771	V6	Petrol	871	AXL	2461	5	Diesel	885
APT	1781	4	Petrol	871	AXP	1390	4	Petrol	840, 855
APU	1781	4	Petrol	871	AXR	1896	4	Diesel	840, 855, 870, 875
AQA	1781	4	Petrol	855	AXU	1390	4	Petrol	875









	ccm	x			9		ccm	x			9
AXW	1984	4	Petrol		856, 882	BLN	1390	4	Petrol		856, 859
AXX	1984	4	Petrol		856, 862, 871	BLP	1598	4	Petrol		856, 882
AYC	2461	5	Diesel		885	BLR	1984	4	Petrol		856, 859, 862, 871, 882
AYD	1595	4	Petrol		870	BLS	1896	4	Diesel		843, 856, 859, 862, 871, 882
AYL	2792	V6	Petrol		879	BLT	1896	4	Diesel		875
AYQ	1896	4	Diesel		842	BLX	1984	4	Petrol		856, 862, 871, 882
AYY	2461	5	Diesel		885	BLY	1984	4	Petrol		856, 859, 862, 871, 882
AYZ	1191	3	Diesel		868	BMA	1968	4	Diesel		871
AZD	1597	4	Petrol		840, 855	BMD	1198	3	Petrol		850, 875
AZG	1984	4	Petrol		840, 855, 870	BME	1198	3	Petrol		875
AZH	1984	4	Petrol		840, 855	BMK	2967	V6	Diesel		874
AZJ	1984	4	Petrol		840, 855, 870	BMM	1968	4	Diesel		843, 849, 856, 859, 862, 882
AZM	1984	4	Petrol		871	BMN	1968	4	Diesel		856, 862, 882
AZQ	1198	3	Petrol		875	BMP	1968	4	Diesel		871
AZV	1968	4	Diesel		856, 859, 862, 882	BMR	1968	4	Diesel		871
AZX	2324	V5	Petrol		871	BMS	1422	3	Diesel		875
BAC	2461	5	Diesel		881	BMT	1896	4	Diesel		875
BAD	1598	4	Petrol		840, 855	BMV	3189	V6	Petrol		881
BAG	1598	4	Petrol		856, 882	BMY	1390	4	Petrol		856, 859, 862, 882
BAH	1599	4	Petrol		850, 855, 875	BNM	1422	3	Diesel		850, 875
BAU	2496	V6	Diesel		871	BNV	1781	4	Petrol		870
BAY	1422	3	Diesel		875	BNV	1422	3	Diesel		875
BBE	2461	5	Diesel		864, 865	BNZ	2460	5	Diesel		869, 886
BBF	2461	5	Diesel		864, 865	BPA	1599	4	Petrol		850, 875
BBM	1198	3	Petrol		875	BPC	2460	5	Diesel		869, 886
BBU	1781	4	Petrol		875	BPE	2461	5	Diesel		881
BBY	1390	4	Petrol		868, 875	BPR	2480	5	Petrol		870
BBZ	1390	4	Petrol		875	BPS	2480	5	Petrol		870
BCA	1390	4	Petrol		840, 843, 855, 856, 859, 870	BPY	1984	4	Petrol		849, 856, 862, 871
BCB	1598	4	Petrol		840, 855	BRR	1896	4	Diesel		869, 886
BDG	2496	V6	Diesel		871	BRS	1896	4	Diesel		869, 886
BDH	2496	V6	Diesel		871	BRT	1968	4	Diesel		879
BDJ	1968	4	Diesel		843	BRU	1896	4	Diesel		856, 859, 882
BDK	1968	4	Diesel		856	BSE	1595	4	Petrol		843, 856, 857, 859, 862, 871, 882
BEH	1984	4	Petrol		855	BSF	1595	4	Petrol		843, 856, 857, 859, 862, 871, 882
BEV	1984	4	Petrol		870	BST	1968	4	Diesel		843
BEW	1896	4	Diesel		870	BSU	1896	4	Diesel		843
BFQ	1595	4	Petrol		840, 855	BSW	1896	4	Diesel		870
BFS	1595	4	Petrol		870	BSX	1984	4	Petrol		843, 882
BGP	2480	5	Petrol		862	BTB	1896	4	Diesel		879
BGU	1595	4	Petrol		843, 856, 862, 882	BTK	2480	5	Petrol		862
BHW	1968	4	Diesel		871	BTS	1598	4	Petrol		875
BHY	1984	4	Petrol		856, 862	BUD	1390	4	Petrol		843, 856, 857, 859, 875
BJA	1599	4	Petrol		850	BUN	2967	V6	Diesel		881
BJB	1896	4	Diesel		843	BUZ	1968	4	Diesel		871
BJH	1595	4	Petrol		840, 855	BVE	1968	4	Diesel		871
BJJ	2461	5	Diesel		846, 847	BVH	1968	4	Diesel		879
BJK	2461	5	Diesel		846, 847	BVK	1896	4	Diesel		879
BJL	2461	5	Diesel		846, 847	BVX	1984	4	Petrol		856, 871
BJM	2461	5	Diesel		846, 847	BVY	1984	4	Petrol		849, 856, 859, 862, 871, 882
BJX	1781	4	Petrol		875	BVZ	1984	4	Petrol		849, 856, 859, 862, 871, 882
BKC	1896	4	Diesel		856, 859, 862, 871, 882	BWK	1390	4	Petrol		880
BKD	1968	4	Diesel		856, 859, 862, 882	BWV	1968	4	Diesel		871
BKF	1781	4	Petrol		870	BXE	1896	4	Diesel		856, 859, 862, 871, 882
BKG	1390	4	Petrol		856	BXF	1896	4	Diesel		856, 859, 882
BKP	1968	4	Diesel		871	BXJ	1896	4	Diesel		856, 859, 882
BKR	1390	4	Petrol		850	BYD	1984	4	Petrol		856
BKS	2967	V6	Diesel		881	BZG	1198	3	Petrol		875
BKY	1390	4	Petrol		875	CAAA	1968	4	Diesel		869, 886
BLF	1598	4	Petrol		849, 856, 859, 862, 871, 882	CAAB	1968	4	Diesel		869, 886
BLG	1390	4	Petrol		856, 859, 862, 882	CAAC	1968	4	Diesel		869, 886
BLH	1599	4	Petrol		850	CAAD	1968	4	Diesel		869, 886
BLJ	2461	5	Diesel		869, 886	CAAE	1968	4	Diesel		869, 886
BLK	2461	5	Diesel		881	CARA	2967	V6	Diesel		874
BLM	1390	4	Petrol		875	CASA	2967	V6	Diesel		881



ENGINE INDEX

Motorindex • Indice motore • Index moteur
 Índice de motor • Indeks silników • указатель двигателей

	ccm			9		ccm			9
CASB	2967	V6	Diesel	881	CGGB	1390	4	Petrol	875
CASC	2967	V6	Diesel	881	CGPA	1198	3	Petrol	875
CASD	2967	V6	Diesel	881	CGPB	1198	3	Petrol	875
CATA	2967	V6	Diesel	881	CHFA	1198	3	Petrol	850
CAVA	1390	4	Petrol	863, 879, 880	CHFB	1198	3	Petrol	850
CAVB	1390	4	Petrol	882	CHGA	1595	4	Petrol	843, 857, 859
CAVC	1390	4	Petrol	882	CHPA	1395	4	Petrol	858
CAVD	1390	4	Petrol	839, 849, 856, 857, 859, 862, 863, 878, 880	CHPB	1390	4	Petrol	849, 858
CAVE	1390	4	Petrol	875	CHYA	999	3	Petrol	875, 887
CAWB	1984	4	Petrol	849, 856, 862, 871, 873, 878, 880	CHYB	999	3	Petrol	875, 887
CAXA	1390	4	Petrol	849, 856, 857, 859, 862, 863, 871, 878, 880	CJAA	1968	4	Diesel	862
CAYA	1598	4	Diesel	875	CJMA	2967	V6	Diesel	881
CAYB	1598	4	Diesel	857, 859, 862, 875, 882	CJZA	1197	4	Petrol	857, 858
CAYC	1598	4	Diesel	839, 857, 859, 862, 863, 871, 875, 882	CJZB	1197	4	Petrol	858
CAVD	1598	4	Diesel	843	CKDA	4134	V8	Diesel	881
CAVE	1598	4	Diesel	843	CKMA	1390	4	Petrol	844, 871, 873
CBAA	1968	4	Diesel	857, 871, 873, 880	CKTB	1968	4	Diesel	846, 847
CBAB	1968	4	Diesel	849, 857, 871, 873, 880	CKTC	1968	4	Diesel	846, 847
CBAC	1968	4	Diesel	871, 873	CKUB	1968	4	Diesel	846, 847
CBBA	1968	4	Diesel	873, 880	CKUC	1968	4	Diesel	846, 847
CBBB	1968	4	Diesel	857, 871, 873, 878, 880	CLCA	1968	4	Diesel	843, 857, 859, 863, 882
CBDA	1968	4	Diesel	859, 862	CLCB	1968	4	Diesel	843, 857, 863
CBDB	1968	4	Diesel	856, 859, 862	CLJA	1968	4	Diesel	880
CBDC	1968	4	Diesel	857, 859, 871	CLLA	1968	4	Diesel	844, 871, 873
CBFA	1984	4	Petrol	839, 844, 849, 856, 857, 862, 863, 871, 873	CLNA	1598	4	Diesel	875
CBTA	2480	5	Petrol	839, 862, 863	CLSA	1598	4	Petrol	875
CBUA	2480	5	Petrol	839, 862, 863	CMAA	1390	4	Petrol	875
CBZA	1197	4	Petrol	843, 857, 859, 875	CMBA	1395	4	Petrol	858
CBZB	1197	4	Petrol	839, 843, 857, 859, 863, 875, 882	CMSB	1390	4	Petrol	863, 878
CCCA	2480	5	Petrol	839, 862, 863	CMXA	1595	4	Petrol	857, 859
CCHA	1968	4	Diesel	869, 886	CNEA	1968	4	Diesel	838
CCHB	1968	4	Diesel	869, 886	CNFA	1968	4	Diesel	838
CCNA	999	4	Petrol	850, 889	CNFB	1968	4	Diesel	838
CCRA	1599	4	Petrol	850, 875	CNKA	1598	4	Petrol	875
CCSA	1595	4	Petrol	856, 857, 859, 862	CNWA	1390	4	Petrol	839, 857, 859, 878
CCTA	1984	4	Petrol	839, 844, 849, 856, 857, 862, 863, 871, 873, 880	CNWB	1390	4	Petrol	879
CCZA	1984	4	Petrol	839, 849, 857, 862, 863, 871, 873, 879, 880	CP	2383	6	Diesel	864, 867
CCZB	1984	4	Petrol	844, 849, 857, 871, 872, 873, 878, 880	CPBA	999	4	Petrol	850
CDBA	1968	4	Diesel	838	CPGA	999	3	Petrol	887
CDCA	1968	4	Diesel	838	CPLA	1984	4	Petrol	839, 863
CDGA	1390	4	Petrol	871, 882	CR	1588	4	Diesel	852, 860, 871, 876
CDLA	1984	4	Petrol	857, 878	CS	1588	4	Diesel	884
CDLC	1984	4	Petrol	857, 878	CSHA	1968	4	Diesel	838
CDLF	1984	4	Petrol	857	CSLB	1968	4	Diesel	846, 847
CDLG	1984	4	Petrol	857	CT	1584	Boxer 4	Petrol	884
CEGA	1968	4	Diesel	862	CTHA	1390	4	Petrol	863, 879, 880
CEXA	2967	V6	Diesel	874	CTHD	1390	4	Petrol	839, 844, 849, 857, 863, 871, 878, 880
CFCA	1968	4	Diesel	869, 886	CTHE	1390	4	Petrol	875
CFFA	1968	4	Diesel	844, 849, 857, 871, 873, 879, 880	CTKA	1390	4	Petrol	839, 857, 878
CFFB	1968	4	Diesel	839, 844, 849, 857, 863, 871, 872, 873, 879, 880	CU	1970	Boxer 4	Petrol	884
CFFD	1968	4	Diesel	880	CV	1970	Boxer 4	Petrol	884
CFFE	1968	4	Diesel	879	CXSA	1395	4	Petrol	858
CFGB	1968	4	Diesel	844, 857, 871, 872, 873, 878, 879, 880	CXSB	1390	4	Petrol	849, 878
CFGC	1968	4	Diesel	844, 871, 872, 878, 879, 880	CY	1588	4	Diesel	852, 860, 871, 876
CFHB	1968	4	Diesel	859	DF	1915	4	Petrol	884
CFHC	1968	4	Diesel	859	DG	1915	Boxer 4	Petrol	884
CFHE	1968	4	Diesel	843	DH	1913	Boxer 4	Petrol	884
CFHF	1968	4	Diesel	843, 882	DJ	2109	Boxer 4	Petrol	884
CFJA	1968	4	Diesel	843, 882	DS	1781	4	Petrol	871, 876
CFJB	1968	4	Diesel	882	DT	1595	4	Petrol	871, 876
CFNA	1598	4	Petrol	863, 875	DV	2383	6	Diesel	864, 867
CFNB	1598	4	Petrol	863, 875	DW	2383	6	Diesel	864, 866, 867
CFWA	1199	3	Diesel	875	DX	1781	4	Petrol	852, 853, 860, 878
CFZA	1598	4	Petrol	850, 875, 889	DZ	1781	4	Petrol	871
CGGA	1390	4	Petrol	857, 859	EP	1297	4	Petrol	851, 871, 876

	ccm	x				9		ccm	x				9
EV	1781	4	Petrol	850, 852, 853, 861, 878			B 230 F	2316	4	Petrol	892, 896		
EW	1595	4	Petrol	841, 852, 860, 877, 878			B 230 FT	2316	4	Petrol	896, 897, 900, 901		
EX	1781	4	Petrol	852, 878			B 230 K	2316	4	Petrol	892, 896, 897		
EZ	1595	4	Petrol	853, 861, 871			B 23 E	2316	4	Petrol	892, 896		
GE	1970	Boxer 4	Petrol	883			B 30 A	2979	6	Petrol	891		
GU	1781	4	Petrol	853, 861			B 4164 S2	1587	4	Petrol	909, 917		
GW	1913	Boxer 4	Petrol	884			B 4184 S	1731	4	Petrol	909, 917		
GX	1781	4	Petrol	853, 861			B 4184 SJ	1834	4	Petrol	909, 917		
HK	1272	4	Petrol	848, 852, 853, 861, 875, 878			B 4184 SM	1834	4	Petrol	909, 917		
HZ	1043	4	Petrol	853, 875			B 4194 T	1855	4	Petrol	909, 917		
JH	1781	4	Petrol	841, 852, 878			B 4204 S	1948	4	Petrol	909, 917		
JK	1588	4	Diesel	841, 852, 860, 871, 876			B 4204 T	1948	4	Petrol	909, 917		
JN	1781	4	Petrol	871, 876			B 5204 F	1984	5	Petrol	899, 913, 921		
JP	1588	4	Diesel	853, 861			B 5204 T	1984	5	Petrol	899, 913, 921		
JR	1588	4	Diesel	853, 861			B 5204 T2	1984	5	Petrol	899, 903, 913, 920		
JS	1994	5	Petrol	871, 876			B 5204 T3	1984	5	Petrol	903, 913, 914, 920, 925		
JT	2226	5	Petrol	871			B 5234 FT	2319	5	Petrol	899		
KR	1781	4	Petrol	845, 853, 861, 871, 878			B 5234 T3	2319	5	Petrol	903, 911, 913, 921, 922		
KV	2226	5	Petrol	871			B 5234 T7	2319	5	Petrol	911, 913, 914, 921, 922		
KX	2226	5	Petrol	871			B 5234 T8	2319	5	Petrol	921, 922		
ME	1588	4	Diesel	841, 853, 861			B 5254 S	2435	5	Petrol	899, 903, 913, 921		
MF	1588	4	Diesel	853, 861			B 5254 T	2435	5	Petrol	899, 903, 913, 921, 925		
MH	1272	4	Petrol	853, 861, 875			B 6254 S	2473	6	Petrol	901		
MN	1272	4	Diesel	875			B 6304 F	2922	6	Petrol	901		
MV	2109	Boxer 4	Petrol	884			B 6304 G	2922	6	Petrol	901, 916, 924		
NU	1272	4	Petrol	853			B 6304 S	2922	6	Petrol	901		
NZ	1272	4	Petrol	853, 861, 875			B 6304 S3	2922	6	Petrol	914		
PB	1781	4	Petrol	852, 853, 861, 871, 878			D 24	2383	6	Diesel	892, 896, 897, 900		
PD	1781	4	Petrol	885			D 24 T	2383	6	Diesel	896, 897, 900		
PF	1781	4	Petrol	853, 861, 871			D 24 TIC	2383	6	Diesel	896, 897, 898, 900, 901		
PG	1781	4	Petrol	845, 853, 871			D 4162 T	1560	4	Diesel	902, 910, 912, 915, 917, 918, 919, 923		
PL	1781	4	Petrol	853, 861, 878			D 4164 T	1560	4	Diesel	902, 910, 914, 918, 923		
PN	1595	4	Petrol	853, 861			D 4192 T	1870	4	Diesel	909, 917		
PP	1595	4	Petrol	871			D 5252 T	2461	5	Diesel	899, 913, 914, 920		
PY	1272	4	Petrol	875									
RA	1588	4	Diesel	853, 861, 871									
RD	1781	4	Petrol	853, 861									
RE	1595	4	Petrol	852, 878									
RF	1595	4	Petrol	853, 861									
RH	1781	4	Petrol	853, 861									
RL	1595	4	Petrol	871									
RM	1781	4	Petrol	851, 871									
RP	1781	4	Petrol	853, 861, 871									
RV	1781	4	Petrol	853, 861									
SB	1588	4	Diesel	853, 861, 871									
SR	2109	4	Petrol	884									
SS	2109	4	Petrol	884									
WN	1921	5	Petrol	871, 876									
WV	1588	4	Petrol	871, 876									
YN	1588	4	Petrol	871									
VOLVO CAR													
B 18 A	1780	4	Petrol	890, 904, 905, 907									
B 18 B	1780	4	Petrol	890									
B 18 D	1780	4	Petrol	906, 907									
B 18 E	1721	4	Petrol	894, 895									
B 19 E	1986	4	Petrol	892, 893, 896									
B 200 ET	1986	4	Petrol	896									
B 200 K	1986	4	Petrol	892, 893, 896									
B 20 A	1998	4	Petrol	890, 892, 905									
B 20 B	1998	4	Petrol	890, 906									
B 20 E	1998	4	Petrol	890, 908									
B 21 A	2127	4	Petrol	892									
B 21 F	2127	4	Petrol	892									
B 230 A	2316	4	Petrol	892, 896									
B 230 ET	2316	4	Petrol	896, 897									





1 33		01/86→09/94						
1.7	AR 30550	1717cc	Ø 87.00	4 Cyl.	8V	84kW/114PS	SOHC	TD4186
1.7	AR 30736	1717cc	Ø 87.00	4 Cyl.	8V	77kW/105PS		TD109
1.7	AR 30737	1717cc	Ø 87.00	4 Cyl.	8V	77kW/105PS	SOHC	TD110
1.7	AR 30737 A	1717cc	Ø 87.00	4 Cyl.	8V	77kW/105PS	SOHC	TD111
							FOL130 (x8) [11]	[11] Hydraulic

2 145		10/95→01/01						
1.4	AR 33503	1371cc	Ø 82.00	4 Cyl.	16V	76kW/103PS	DOHC	TD9752
1.4	AR 38501	1371cc	Ø 82.00	4 Cyl.	16V	76kW/103PS	DOHC	TD9753
1.6	AR 32102	1598cc	Ø 82.00	4 Cyl.	16V	88kW/120PS	DOHC	TD14369
1.6	AR 38201	1598cc	Ø 82.00	4 Cyl.	16V	88kW/120PS	DOHC	TD9754
1.6	AR 67601	1598cc	Ø 82.00	4 Cyl.	16V	88kW/120PS	DOHC	TD19
1.7	AR 32201	1747cc	Ø 82.00	4 Cyl.	16V	106kW/144PS	DOHC	TD9462
1.7	AR 38401	1747cc	Ø 82.00	4 Cyl.	16V	103kW/140PS	DOHC	TD9755
1.7	AR 67106	1747cc	Ø 82.00	4 Cyl.	16V	103kW/140PS	DOHC	TD5070
1.7	AR 67199	1747cc	Ø 82.00	4 Cyl.	16V	103kW/140PS	DOHC	TD23350
							FOL106 (x16) [5][11] FOL145 (x16) [8][11]	[5] Height: 24mm [8] Height: 26mm [11] Hydraulic
1.9 Diesel	AR 32302	1910cc	Ø 82.00	4 Cyl.	8V	77kW/105PS	SOHC	TD9769
CAM651							FOL104 (x8) [13]	[13] Mechanical
2.0	AR 32301	1970cc	Ø 83.00	4 Cyl.	16V	110-121kW/150-165PS	DOHC	TD9463
2.0	AR 67204	1970cc	Ø 83.00	4 Cyl.	16V	110kW/150PS	DOHC	TD4190
							FOL106 (x16) [5][11] FOL145 (x16) [8][11]	[5] Height: 24mm [8] Height: 26mm [11] Hydraulic

3 146		10/95→01/01						
1.4	AR 33503	1371cc	Ø 82.00	4 Cyl.	16V	76kW/103PS	DOHC	TD9752
1.4	AR 38501	1371cc	Ø 82.00	4 Cyl.	16V	76kW/103PS	DOHC	TD9753
1.6	AR 32102	1598cc	Ø 82.00	4 Cyl.	16V	88kW/120PS	DOHC	TD14369
1.6	AR 38201	1598cc	Ø 82.00	4 Cyl.	16V	88kW/120PS	DOHC	TD9754
1.6	AR 67601	1598cc	Ø 82.00	4 Cyl.	16V	88kW/120PS	DOHC	TD19
1.7	AR 32201	1747cc	Ø 82.00	4 Cyl.	16V	106kW/144PS	DOHC	TD9462
1.7	AR 38401	1747cc	Ø 82.00	4 Cyl.	16V	103kW/140PS	DOHC	TD9755
1.7	AR 67106	1747cc	Ø 82.00	4 Cyl.	16V	103kW/140PS	DOHC	TD5070
							FOL106 (x16) [5][11] FOL145 (x16) [8][11]	[5] Height: 24mm [8] Height: 26mm [11] Hydraulic
1.9 Diesel	AR 32302	1910cc	Ø 82.00	4 Cyl.	8V	77kW/105PS	SOHC	TD9769
CAM651							FOL104 (x8) [13]	[13] Mechanical
2.0	AR 32301	1970cc	Ø 83.00	4 Cyl.	16V	110-121kW/150-165PS	DOHC	TD9463
2.0	AR 67204	1970cc	Ø 83.00	4 Cyl.	16V	110kW/150PS	DOHC	TD4190
							FOL106 (x16) [5][11] FOL145 (x16) [8][11]	[5] Height: 24mm [8] Height: 26mm [11] Hydraulic



4 147 11/00→03/10

1.6	AR 32104	1598cc	∅ 82.00	4 Cyl.	16V	88kW/120PS	DOHC	TD15388
1.6	AR 37203	1598cc	∅ 82.00	4 Cyl.	16V	76kW/103PS		TD15508
							FOL106 (x16) [5][11] FOL145 (x16) [8][11]	[5] Height: 24mm [8] Height: 26mm [11] Hydraulic
1.9 Diesel	182 B9.000	1910cc	∅ 82.00	4 Cyl.	8V	74-77kW/101-105PS	SOHC	TD18312
1.9 Diesel	937 A2.000	1910cc	∅ 82.00	4 Cyl.	8V	85kW/116PS	SOHC	TD16382
1.9 Diesel	939 A7.000	1910cc	∅ 82.00	4 Cyl.	8V	85kW/115PS	SOHC	TD18916
1.9 Diesel	AR 37101	1910cc	∅ 82.00	4 Cyl.	8V	73-103kW/100-140PS	SOHC	TD15510
	CAM654						FOL104 (x8) [13]	[13] Mechanical
1.9 Diesel	192 A5.000	1910cc	∅ 82.00	4 Cyl.	16V	103kW/140PS	DOHC	TD17981
1.9 Diesel	192 B1.000	1910cc	∅ 82.00	4 Cyl.	16V	100kW/136PS	DOHC	TD19061
1.9 Diesel	937 A4.000	1910cc	∅ 82.00	4 Cyl.	16V	103kW/140PS	DOHC	TD18844
1.9 Diesel	937 A5.000	1910cc	∅ 82.00	4 Cyl.	16V	110kW/150PS	DOHC	TD18078
1.9 Diesel	937 A6.000	1910cc	∅ 82.00	4 Cyl.	16V	125kW/170PS	DOHC	TD24643
	CAM948 ■ CAM949 ■					FOL236 (x16) →eng.5192516 FOL235 (x16) eng.5192517→	FOL187 (x16) [11]	[11] Hydraulic
2.0	AR 32310	1970cc	∅ 83.00	4 Cyl.	16V	110kW/150PS	DOHC	TD15391
							FOL106 (x16) [5][11] FOL145 (x16) [8][11]	[5] Height: 24mm [8] Height: 26mm [11] Hydraulic

5 155 02/92→12/97

1.6	AR 67601	1598cc	∅ 82.00	4 Cyl.	16V	88kW/120PS	DOHC	TD19
1.7	AR 67106	1747cc	∅ 82.00	4 Cyl.	16V	103kW/140PS	DOHC	TD5070
2.0	AR 67204	1970cc	∅ 83.00	4 Cyl.	16V	110kW/150PS	DOHC	TD4190
2.0	AR 67299	1970cc	∅ 83.00	4 Cyl.	16V	110-114kW/150-155PS	DOHC	TD23351
							FOL106 (x16) [5][11] FOL145 (x16) [8][11]	[5] Height: 24mm [8] Height: 26mm [11] Hydraulic

6 156 09/97→05/06

1.6	AR 32102	1598cc	∅ 82.00	4 Cyl.	16V	88kW/120PS	DOHC	TD14369
1.6	AR 32103	1598cc	∅ 82.00	4 Cyl.	16V	88kW/120PS	DOHC	TD15389
1.6	AR 32104	1598cc	∅ 82.00	4 Cyl.	16V	88kW/120PS	DOHC	TD15388
1.6	AR 67601	1598cc	∅ 82.00	4 Cyl.	16V	88kW/120PS	DOHC	TD19
1.7	AR 32201	1747cc	∅ 82.00	4 Cyl.	16V	106kW/144PS	DOHC	TD9462
1.7	AR 32205	1747cc	∅ 82.00	4 Cyl.	16V	103kW/140PS	DOHC	TD15390
							FOL106 (x16) [5][11] FOL145 (x16) [8][11]	[5] Height: 24mm [8] Height: 26mm [11] Hydraulic
1.9 Diesel	AR 32302	1910cc	∅ 82.00	4 Cyl.	8V	77kW/105PS	SOHC	TD9769
	CAM651						FOL104 (x8) [13]	[13] Mechanical
1.9 Diesel	937 A2.000	1910cc	∅ 82.00	4 Cyl.	8V	85kW/116PS	SOHC	TD16382
1.9 Diesel	AR 37101	1910cc	∅ 82.00	4 Cyl.	8V	73-103kW/100-140PS	SOHC	TD15510
	CAM654						FOL104 (x8) [13]	[13] Mechanical



6 156		09/97→05/06						
1.9 Diesel	192 A5.000	1910cc	Ø 82.00	4 Cyl.	16V	103kW/140PS	DOHC	TD17981
1.9 Diesel	192 B1.000	1910cc	Ø 82.00	4 Cyl.	16V	100kW/136PS	DOHC	TD19061
1.9 Diesel	937 A4.000	1910cc	Ø 82.00	4 Cyl.	16V	103kW/140PS	DOHC	TD18844
1.9 Diesel	937 A5.000	1910cc	Ø 82.00	4 Cyl.	16V	110kW/150PS	DOHC	TD18078
CAM948 ■ CAM949 ■						FOL236 (x16) →eng.5192516 FOL235 (x16) eng.5192517→	FOL187 (x16) [11]	[11] Hydraulic
2.0	AR 32301	1970cc	Ø 83.00	4 Cyl.	16V	110-121kW/150-165PS	DOHC	TD9463
2.0	AR 32303	1970cc	Ø 83.00	4 Cyl.	16V	110kW/150PS	DOHC	TD19055
2.0	AR 32310	1970cc	Ø 83.00	4 Cyl.	16V	110kW/150PS	DOHC	TD15391
							FOL106 (x16) [5][11] FOL145 (x16) [8][11]	[5] Height: 24mm [8] Height: 26mm [11] Hydraulic
2.4 Diesel	841 C.000	2387cc	Ø 82.00	5 Cyl.	10V	100-110kW/136-150PS	SOHC	TD16383
							FOL104 (x10) [13]	[13] Mechanical
2.4 Diesel	839 A6.000	2387cc	Ø 82.00	5 Cyl.	10V	103kW/140PS	SOHC	TD18819
2.4 Diesel	AR 32501	2387cc	Ø 82.00	5 Cyl.	10V	100kW/136PS	SOHC	TD9770
CAM652							FOL104 (x10) [13]	[13] Mechanical
2.4 Diesel	841 G.000	2387cc	Ø 82.00	5 Cyl.	20V	129kW/175PS	DOHC	TD18292
2.4 Diesel	841 M.000	2387cc	Ø 82.00	5 Cyl.	20V	120-147kW/163-200PS	DOHC	TD20934
2.4 Diesel	841 N.000	2387cc	Ø 82.00	5 Cyl.	20V	120-147kW/163-200PS	DOHC	TD22510
						FOL236 (x20)	FOL187 (x20) [11]	[11] Hydraulic

7 156 Sportwagon		01/00→05/06						
1.6	AR 32102	1598cc	Ø 82.00	4 Cyl.	16V	88kW/120PS	DOHC	TD14369
1.7	AR 32201	1747cc	Ø 82.00	4 Cyl.	16V	106kW/144PS	DOHC	TD9462
1.7	AR 32205	1747cc	Ø 82.00	4 Cyl.	16V	103kW/140PS	DOHC	TD15390
							FOL106 (x16) [5][11] FOL145 (x16) [8][11]	[5] Height: 24mm [8] Height: 26mm [11] Hydraulic
1.9 Diesel	AR 37101	1910cc	Ø 82.00	4 Cyl.	8V	73-103kW/100-140PS	SOHC	TD15510
CAM654							FOL104 (x8) [13]	[13] Mechanical
1.9 Diesel	192 A5.000	1910cc	Ø 82.00	4 Cyl.	16V	103kW/140PS	DOHC	TD17981
1.9 Diesel	192 B1.000	1910cc	Ø 82.00	4 Cyl.	16V	100kW/136PS	DOHC	TD19061
1.9 Diesel	937 A4.000	1910cc	Ø 82.00	4 Cyl.	16V	103kW/140PS	DOHC	TD18844
1.9 Diesel	937 A5.000	1910cc	Ø 82.00	4 Cyl.	16V	110kW/150PS	DOHC	TD18078
CAM948 ■ CAM949 ■						FOL236 (x16) →eng.5192516 FOL235 (x16) eng.5192517→	FOL187 (x16) [11]	[11] Hydraulic
2.0	AR 32301	1970cc	Ø 83.00	4 Cyl.	16V	110-121kW/150-165PS	DOHC	TD9463
2.0	AR 32310	1970cc	Ø 83.00	4 Cyl.	16V	110kW/150PS	DOHC	TD15391
							FOL106 (x16) [5][11] FOL145 (x16) [8][11]	[5] Height: 24mm [8] Height: 26mm [11] Hydraulic
2.4 Diesel	839 A6.000	2387cc	Ø 82.00	5 Cyl.	10V	103kW/140PS	SOHC	TD18819
CAM652							FOL104 (x10) [13]	[13] Mechanical



7 156 Sportwagon 01/00→05/06

2.4 Diesel	841 C.000	2387cc	∅ 82.00	5 Cyl.	10V	100-110kW/136-150PS	SOHC	TD16383
							FOL104 (x10) [13]	[13] Mechanical
2.4 Diesel	841 G.000	2387cc	∅ 82.00	5 Cyl.	20V	129kW/175PS	DOHC	TD18292
2.4 Diesel	841 M.000	2387cc	∅ 82.00	5 Cyl.	20V	120-147kW/163-200PS	DOHC	TD20934
2.4 Diesel	841 N.000	2387cc	∅ 82.00	5 Cyl.	20V	120-147kW/163-200PS	DOHC	TD22510
						FOL236 (x20)	FOL187 (x20) [11]	[11] Hydraulic

8 159 09/05→11/11

1.7	939 B1.000	1742cc	∅ 83.00	4 Cyl.	16V	147kW/200PS	DOHC	TD22716
							FOL187 (x16) [11]	[11] Hydraulic
1.9 Diesel	937A7.000	1910cc	∅ 82.00	4 Cyl.	8V	85kW/115PS	SOHC	TD20933
1.9 Diesel	939 A1.000	1910cc	∅ 82.00	4 Cyl.	8V	88kW/120PS	SOHC	TD18915
1.9 Diesel	939 A7.000	1910cc	∅ 82.00	4 Cyl.	8V	85kW/115PS	SOHC	TD18916
	CAM654						FOL104 (x8) [13]	[13] Mechanical
1.9 Diesel	937 A8.000	1910cc	∅ 82.00	4 Cyl.	16V	100-100kW/136-136PS	DOHC	TD20271
1.9 Diesel	939 A2.000	1910cc	∅ 82.00	4 Cyl.	16V	110kW/150PS	DOHC	TD18473
1.9 Diesel	939 A8.000	1910cc	∅ 82.00	4 Cyl.	16V	100kW/136PS	DOHC	TD18925
	CAM948 ■ CAM949 ■					FOL236 (x16) →eng.4654871 FOL235 (x16) eng.4654872→	FOL187 (x16) [11]	[11] Hydraulic
2.0 Diesel	844 A2.000	1956cc	∅ 83.00	4 Cyl.	16V	120kW/163PS	DOHC	TD24594
	CAM949 ■					FOL235 (x16)	FOL187 (x16) [11]	[11] Hydraulic
2.0 Diesel	939 B3.000	1956cc	∅ 83.00	4 Cyl.	16V	125kW/170PS	DOHC	TD23107
2.0 Diesel	939 B4.000	1956cc	∅ 83.00	4 Cyl.	16V	100kW/136PS	DOHC	TD24644
						FOL235 (x16)	FOL187 (x16) [11]	[11] Hydraulic
2.4 Diesel	939 A3.000	2387cc	∅ 82.00	5 Cyl.	20V	147kW/200PS	DOHC	TD18474
2.4 Diesel	939 A9.000	2387cc	∅ 82.00	5 Cyl.	20V	154kW/210PS	DOHC	TD20935
						FOL235 (x20)	FOL187 (x20) [11]	[11] Hydraulic

9 159 Sportwagon 03/06→11/11

1.7	939 B1.000	1742cc	∅ 83.00	4 Cyl.	16V	147kW/200PS	DOHC	TD22716
							FOL187 (x16) [11]	[11] Hydraulic
1.9 Diesel	937A7.000	1910cc	∅ 82.00	4 Cyl.	8V	85kW/115PS	SOHC	TD20933
	CAM654						FOL104 (x8) [13]	[13] Mechanical
1.9 Diesel	937 A8.000	1910cc	∅ 82.00	4 Cyl.	16V	100-100kW/136-136PS	DOHC	TD20271
1.9 Diesel	939 A2.000	1910cc	∅ 82.00	4 Cyl.	16V	110kW/150PS	DOHC	TD18473
	CAM948 ■ CAM949 ■					FOL236 (x16) →eng.4654871 FOL235 (x16) eng.4654872→	FOL187 (x16) [11]	[11] Hydraulic
2.0 Diesel	844 A2.000	1956cc	∅ 83.00	4 Cyl.	16V	120kW/163PS	DOHC	TD24594
	CAM949 ■					FOL235 (x16)	FOL187 (x16) [11]	[11] Hydraulic



9		159 Sportwagon		03/06→11/11					
2.0 Diesel	939 B3.000	1956cc	Ø 83.00	4 Cyl.	16V	125kW/170PS	DOHC		TD23107
2.0 Diesel	939 B4.000	1956cc	Ø 83.00	4 Cyl.	16V	100kW/136PS	DOHC		TD24644
						FOL235 (x16)	FOL187 (x16) [11]	[11] Hydraulic	
2.4 Diesel	939 A3.000	2387cc	Ø 82.00	5 Cyl.	20V	147kW/200PS	DOHC		TD18474
2.4 Diesel	939 A9.000	2387cc	Ø 82.00	5 Cyl.	20V	154kW/210PS	DOHC		TD20935
						FOL235 (x20)	FOL187 (x20) [11]	[11] Hydraulic	
10		166		09/98→06/07					
2.0	AR 34103	1970cc	Ø 83.00	4 Cyl.	16V	110-121kW/150-165PS	DOHC		TD11599
2.0	AR 36301	1970cc	Ø 83.00	4 Cyl.	16V	110kW/150PS	DOHC		TD15392
							FOL106 (x16) [5][11] FOL145 (x16) [8][11]	[5] Height: 24mm [8] Height: 26mm [11] Hydraulic	
2.4 Diesel	839 A6.000	2387cc	Ø 82.00	5 Cyl.	10V	103kW/140PS	SOHC		TD18819
CAM652							FOL104 (x10) [13]	[13] Mechanical	
2.4 Diesel	841 C.000	2387cc	Ø 82.00	5 Cyl.	10V	100-110kW/136-150PS	SOHC		TD16383
2.4 Diesel	AR 34202	2387cc	Ø 82.00	5 Cyl.	10V	100kW/136PS	SOHC		TD11604
							FOL104 (x10) [13]	[13] Mechanical	
2.4 Diesel	841 G.000	2387cc	Ø 82.00	5 Cyl.	20V	129kW/175PS	DOHC		TD18292
2.4 Diesel	841 H.000	2387cc	Ø 82.00	5 Cyl.	20V	129kW/175PS	DOHC		TD18293
2.4 Diesel	841 M.000	2387cc	Ø 82.00	5 Cyl.	20V	120-147kW/163-200PS	DOHC		TD20934
2.4 Diesel	841 N.000	2387cc	Ø 82.00	5 Cyl.	20V	120-147kW/163-200PS	DOHC		TD22510
						FOL236 (x20)	FOL187 (x20) [11]	[11] Hydraulic	
2.4 Diesel	936 B.000	2387cc	Ø 82.00	5 Cyl.	20V	136kW/185PS	DOHC		TD20761
						FOL235 (x20)	FOL187 (x20) [11]	[11] Hydraulic	
11		Alfasud		03/87→12/89					
1.7	AR 30550	1717cc	Ø 87.00	4 Cyl.	8V	84kW/114PS	SOHC		TD4186
							FOL130 (x8) [11]	[11] Hydraulic	
12		Brera		01/06→					
1.7	939 B1.000	1742cc	Ø 83.00	4 Cyl.	16V	147kW/200PS	DOHC		TD22716
							FOL187 (x16) [11]	[11] Hydraulic	
2.0 Diesel	844 A2.000	1956cc	Ø 83.00	4 Cyl.	16V	120kW/163PS	DOHC		TD24594
CAM949						FOL235 (x16)	FOL187 (x16) [11]	[11] Hydraulic	
2.0 Diesel	939 B3.000	1956cc	Ø 83.00	4 Cyl.	16V	125kW/170PS	DOHC		TD23107
						FOL235 (x16)	FOL187 (x16) [11]	[11] Hydraulic	
2.4 Diesel	939 A3.000	2387cc	Ø 82.00	5 Cyl.	20V	147kW/200PS	DOHC		TD18474
2.4 Diesel	939 A9.000	2387cc	Ø 82.00	5 Cyl.	20V	154kW/210PS	DOHC		TD20935
						FOL235 (x20)	FOL187 (x20) [11]	[11] Hydraulic	



13 Giulietta

04/10 →

1.6 Diesel	940 A3.000	1598cc	∅ 79.50	4 Cyl.	16V	77kW/105PS	DOHC	TD23923
						FOL235 (x16)	FOL187 (x16) [11]	[11] Hydraulic
1.7	940 A1.000	1742cc	∅ 83.00	4 Cyl.	16V	173kW/235PS	DOHC	TD23922
							FOL187 (x16) [11]	[11] Hydraulic
2.0 Diesel	940 A4.000	1956cc	∅ 83.00	4 Cyl.	16V	125kW/170PS	DOHC	TD23924
						FOL235 (x16)	FOL187 (x16) [11]	[11] Hydraulic

14 GT

11/03 → 09/10

1.7	AR 32205	1747cc	∅ 82.00	4 Cyl.	16V	103kW/140PS	DOHC	TD15390
							FOL106 (x16) [5][11] FOL145 (x16) [8][11]	[5] Height: 24mm [8] Height: 26mm [11] Hydraulic
1.9 Diesel	937 A5.000	1910cc	∅ 82.00	4 Cyl.	16V	110kW/150PS	DOHC	TD18078
1.9 Diesel	937 A6.000	1910cc	∅ 82.00	4 Cyl.	16V	125kW/170PS	DOHC	TD24643
CAM948 ■ CAM949 ■						FOL236 (x16) →eng.5192516 FOL235 (x16) eng.5192517→	FOL187 (x16) [11]	[11] Hydraulic

15 GTV

06/95 → 10/05

1.7	AR 32201	1747cc	∅ 82.00	4 Cyl.	16V	106kW/144PS	DOHC	TD9462
2.0	AR 16201	1970cc	∅ 83.00	4 Cyl.	16V	110kW/150PS	DOHC	TD4188
2.0	AR 32301	1970cc	∅ 83.00	4 Cyl.	16V	110-121kW/150-165PS	DOHC	TD9463
2.0	AR 32310	1970cc	∅ 83.00	4 Cyl.	16V	110kW/150PS	DOHC	TD15391
							FOL106 (x16) [5][11] FOL145 (x16) [8][11]	[5] Height: 24mm [8] Height: 26mm [11] Hydraulic

16 Mito

09/08 →

1.3 Diesel	199 A3.000	1248cc	∅ 69.60	4 Cyl.	16V	66kW/90PS	DOHC	TD23450
1.3 Diesel	199 B1.000	1248cc	∅ 69.60	4 Cyl.	16V	70kW/95PS	DOHC	TD24590
1.3 Diesel	199 B4.000	1248cc	∅ 69.60	4 Cyl.	16V	62kW/84PS	SOHC	TD24938
CAM711 ■ CAM712 ■						FOL233 (x16)	FOL187 (x16) [11]	[11] Hydraulic
1.6 Diesel	198 A2.000	1598cc	∅ 79.50	4 Cyl.	16V	88kW/120PS	DOHC	TD21698
1.6 Diesel	955 A3.000	1598cc	∅ 79.50	4 Cyl.	16V	88kW/120PS	DOHC	TD24591
1.6 Diesel	955 A4.000	1598cc	∅ 79.50	4 Cyl.	16V	85kW/115PS	DOHC	TD23451
CAM949 ■						FOL235 (x16)	FOL187 (x16) [11]	[11] Hydraulic



17 Spider		06/95→04/05						
1.7	939 B1.000	1742cc	Ø 83.00	4 Cyl.	16V	147kW/200PS	DOHC	TD22716
							FOL187 (x16) [11]	[11] Hydraulic
1.7	AR 32201	1747cc	Ø 82.00	4 Cyl.	16V	106kW/144PS	DOHC	TD9462
2.0	AR 16201	1970cc	Ø 83.00	4 Cyl.	16V	110kW/150PS	DOHC	TD4188
2.0	AR 32301	1970cc	Ø 83.00	4 Cyl.	16V	110-121kW/150-165PS	DOHC	TD9463
2.0	AR 32310	1970cc	Ø 83.00	4 Cyl.	16V	110kW/150PS	DOHC	TD15391
							FOL106 (x16) [5][11] FOL145 (x16) [8][11]	[5] Height: 24mm [8] Height: 26mm [11] Hydraulic
2.0 Diesel	844 A2.000	1956cc	Ø 83.00	4 Cyl.	16V	120kW/163PS	DOHC	TD24594
	CAM949					FOL235 (x16)	FOL187 (x16) [11]	[11] Hydraulic
2.0 Diesel	939 B3.000	1956cc	Ø 83.00	4 Cyl.	16V	125kW/170PS	DOHC	TD23107
						FOL235 (x16)	FOL187 (x16) [11]	[11] Hydraulic
2.4 Diesel	939 A3.000	2387cc	Ø 82.00	5 Cyl.	20V	147kW/200PS	DOHC	TD18474
						FOL235 (x20)	FOL187 (x20) [11]	[11] Hydraulic



18 80		05/72→01/96						
1.3	EP	1297cc	∅ 75.00	4 Cyl.	8V	44kW/60PS	SOHC	TD257
1.3	ZF	1297cc	∅ 75.00	4 Cyl.	8V	44kW/60PS	SOHC	TD368
1.6	WV	1588cc	∅ 79.50	4 Cyl.	8V	55kW/75PS	SOHC	TD345
1.6	YN	1588cc	∅ 79.50	4 Cyl.	8V	55kW/75PS	SOHC	TD358
							FOL91 (x8) [13]	[13] Mechanical
1.6	ABB	1595cc	∅ 81.00	4 Cyl.	8V	75kW/102PS	SOHC	TD230
1.6	ABM	1595cc	∅ 81.00	4 Cyl.	8V	52kW/71PS	SOHC	TD234
1.6	ADA	1595cc	∅ 81.00	4 Cyl.	8V	74kW/100PS	SOHC	TD240
1.6	DT	1595cc	∅ 81.00	4 Cyl.	8V	55kW/75PS	SOHC	TD4206
1.6	PP	1595cc	∅ 81.00	4 Cyl.	8V	51kW/69PS	SOHC	TD307
1.6	RN	1595cc	∅ 81.00	4 Cyl.	8V	55kW/75PS	SOHC	TD314
1.6	SA	1595cc	∅ 81.00	4 Cyl.	8V	54kW/73PS	SOHC	TD321
							FOL92 (x8) [11]	[11] Hydraulic
1.6 Diesel	CR	1588cc	∅ 76.50	4 Cyl.	8V	40kW/54PS	SOHC	TD248
							FOL91 (x8) [13]	[13] Mechanical
1.6 Diesel	CY	1588cc	∅ 76.50	4 Cyl.	8V	51kW/69PS	SOHC	TD4205
1.6 Diesel	JK	1588cc	∅ 76.50	4 Cyl.	8V	40kW/54PS	SOHC	TD269
1.6 Diesel	RA	1588cc	∅ 76.50	4 Cyl.	8V	59kW/80PS	SOHC	TD313
1.6 Diesel	SB	1588cc	∅ 76.50	4 Cyl.	8V	59kW/80PS	SOHC	TD4211
CAM393							FOL92 (x8) [11]	[11] Hydraulic
1.8	DS	1781cc	∅ 81.00	4 Cyl.	8V	66kW/89PS	SOHC	TD253
1.8	JN	1781cc	∅ 81.00	4 Cyl.	8V	66kW/89PS	SOHC	TD4208
1.8	NE	1781cc	∅ 81.00	4 Cyl.	8V	66kW/89PS	SOHC	TD4210
1.8	PM	1781cc	∅ 81.00	4 Cyl.	8V	66kW/89PS	SOHC	TD306
1.8	RU	1781cc	∅ 81.00	4 Cyl.	8V	55kW/75PS	SOHC	TD320
1.8	SF	1781cc	∅ 81.00	4 Cyl.	8V	64kW/87PS	SOHC	TD325
							FOL92 (x8) [11]	[11] Hydraulic
1.8	DZ	1781cc	∅ 81.00	4 Cyl.	8V	82kW/111PS	SOHC	TD256
1.8	PV	1781cc	∅ 81.00	4 Cyl.	8V	82kW/111PS	SOHC	TD311
CAM411							FOL92 (x8) [11]	[11] Hydraulic
1.9	SD	1847cc	∅ 82.50	4 Cyl.	8V	83kW/113PS	SOHC	TD323
							FOL92 (x8) [11]	[11] Hydraulic
1.9	WN	1921cc	∅ 79.50	5 Cyl.	10V	85kW/116PS	SOHC	TD339
							FOL91 (x10) [13]	[13] Mechanical
1.9 Diesel	1Y	1896cc	∅ 79.50	4 Cyl.	8V	47kW/64PS	SOHC	TD213
1.9 Diesel	AAZ	1896cc	∅ 79.50	4 Cyl.	8V	55kW/75PS	SOHC	TD229
CAM440							FOL92 (x8) [11]	[11] Hydraulic
1.9 Diesel	1Z	1896cc	∅ 79.50	4 Cyl.	8V	66kW/89PS	SOHC	TD214
CAM668 →12/93							FOL92 (x8) [11]	[11] Hydraulic
CAM441 01/94→								



18 80

05/72→01/96

2.0	3A	1984cc	∅ 82.50	4 Cyl.	8V	83kW/113PS	SOHC	TD4191
2.0	AAD	1984cc	∅ 82.50	4 Cyl.	8V	85kW/116PS	SOHC	TD222
							FOL92 (x8) [11]	[11] Hydraulic
2.0	ABK	1984cc	∅ 82.50	4 Cyl.	8V	85kW/116PS	SOHC	TD233
2.0	ABT	1984cc	∅ 82.50	4 Cyl.	8V	66kW/89PS	SOHC	TD236
							FOL143 (x8) [11]	[11] Hydraulic
2.0	JS	1994cc	∅ 81.00	5 Cyl.	10V	85kW/116PS	SOHC	TD274
							FOL92 (x10) [11]	[11] Hydraulic
2.0	6A	1984cc	∅ 82.50	4 Cyl.	16V	101kW/137PS	DOHC	TD4193
2.0	ACE	1984cc	∅ 82.50	4 Cyl.	16V	103kW/140PS	DOHC	TD238
							FOL92 (x16) [11]	[11] Hydraulic
								CAM739 ■ CAM740 ■
2.1	KL	2144cc	∅ 79.50	5 Cyl.	10V	96kW/131PS	SOHC	TD288
							FOL91 (x10) [13]	[13] Mechanical
2.1	KK	2144cc	∅ 79.50	5 Cyl.	10V	100kW/136PS	SOHC	TD286
							FOL92 (x10) [11]	[11] Hydraulic
2.2	ABY	2226cc	∅ 81.00	5 Cyl.	20V	169kW/230PS	DOHC	TD237
2.2	ADU	2226cc	∅ 81.00	5 Cyl.	20V	232kW/316PS	DOHC	TD242
							FOL92 (x20) [11]	[11] Hydraulic
2.3	NG	2309cc	∅ 82.50	5 Cyl.	10V	98-100kW/133-136PS	SOHC	TD302
							FOL92 (x10) [11]	[11] Hydraulic
2.6	ABC	2598cc	∅ 82.50	6 Cyl.	12V	110kW/150PS	SOHC	TD231
2.8	AAH	2771cc	∅ 82.50	6 Cyl.	12V	128kW/174PS	SOHC	TD224
							FOL143 (x12) [11]	[11] Hydraulic

19 90

08/84→09/91

1.6 Diesel	CY	1588cc	∅ 76.50	4 Cyl.	8V	51kW/69PS	SOHC	TD4205
1.6 Diesel	RA	1588cc	∅ 76.50	4 Cyl.	8V	59kW/80PS	SOHC	TD313
1.6 Diesel	SB	1588cc	∅ 76.50	4 Cyl.	8V	59kW/80PS	SOHC	TD4211
							FOL92 (x8) [11]	[11] Hydraulic
								CAM393
2.0	JS	1994cc	∅ 81.00	5 Cyl.	10V	85kW/116PS	SOHC	TD274
2.0	PS	1994cc	∅ 81.00	5 Cyl.	10V	85kW/116PS	SOHC	TD308
2.0	SK	1994cc	∅ 81.00	5 Cyl.	10V	85kW/116PS	SOHC	TD327
							FOL92 (x10) [11]	[11] Hydraulic
2.0	6A	1984cc	∅ 82.50	4 Cyl.	16V	101kW/137PS	DOHC	TD4193
							FOL92 (x16) [11]	[11] Hydraulic
								CAM739 ■ CAM740 ■
2.0	NM	1994cc	∅ 81.00	5 Cyl.	20V	118kW/160PS	SOHC	TD303
							FOL92 (x20) [11]	[11] Hydraulic



19 90		08/84→09/91						
2.2	JT	2226cc	Ø 81.00	5 Cyl.	10V	88kW/120PS	SOHC	TD276
2.2	KV	2226cc	Ø 81.00	5 Cyl.	10V	100kW/136PS	SOHC	TD4209
2.2	KX	2226cc	Ø 81.00	5 Cyl.	10V	85kW/116PS	SOHC	TD293
2.3	NG	2309cc	Ø 82.50	5 Cyl.	10V	98-100kW/133-136PS	SOHC	TD302
							FOL92 (x10) [11]	[11] Hydraulic
2.3	7A	2309cc	Ø 82.50	5 Cyl.	20V	125kW/170PS	DOHC	TD221
							FOL92 (x20) [11]	[11] Hydraulic
20 100		03/77→07/94						
1.8	4B	1781cc	Ø 81.00	4 Cyl.	8V	66kW/89PS	SOHC	TD219
1.8	DR	1781cc	Ø 81.00	4 Cyl.	8V	55kW/75PS	SOHC	TD252
1.8	DS	1781cc	Ø 81.00	4 Cyl.	8V	66kW/89PS	SOHC	TD253
1.8	JW	1781cc	Ø 81.00	4 Cyl.	8V	66kW/89PS	SOHC	TD279
1.8	NP	1781cc	Ø 81.00	4 Cyl.	8V	66kW/89PS	SOHC	TD304
1.8	SH	1781cc	Ø 81.00	4 Cyl.	8V	65kW/88PS	SOHC	TD326
							FOL92 (x8) [11]	[11] Hydraulic
1.9	WH	1921cc	Ø 79.50	5 Cyl.	10V	74kW/100PS	SOHC	TD336
							FOL91 (x10) [13]	[13] Mechanical
2.0	AAD	1984cc	Ø 82.50	4 Cyl.	8V	85kW/116PS	SOHC	TD222
							FOL92 (x8) [11]	[11] Hydraulic
2.0	AAE	1984cc	Ø 82.50	4 Cyl.	8V	74kW/100PS	SOHC	TD223
2.0	ABK	1984cc	Ø 82.50	4 Cyl.	8V	85kW/116PS	SOHC	TD233
							FOL143 (x8) [11]	[11] Hydraulic
2.0	KP	1994cc	Ø 81.00	5 Cyl.	10V	85kW/116PS	SOHC	TD289
2.0	RT	1994cc	Ø 81.00	5 Cyl.	10V	85kW/116PS	SOHC	TD318
2.0	SL	1994cc	Ø 81.00	5 Cyl.	10V	83kW/113PS	SOHC	TD328
							FOL92 (x10) [11]	[11] Hydraulic
2.0	ACE	1984cc	Ø 82.50	4 Cyl.	16V	103kW/140PS	DOHC	TD238
	CAM739 ■ CAM740 ■						FOL92 (x16) [11]	[11] Hydraulic
2.0 Diesel	CN	1986cc	Ø 76.50	5 Cyl.	10V	51kW/69PS	SOHC	TD247
2.0 Diesel	DE	1986cc	Ø 76.50	5 Cyl.	10V	64kW/87PS	SOHC	TD251
2.0 Diesel	NC	1986cc	Ø 76.50	5 Cyl.	10V	74kW/100PS	SOHC	TD299
	CAM630						FOL92 (x10) [11]	[11] Hydraulic
2.1	WB	2144cc	Ø 79.50	5 Cyl.	10V	85kW/116PS	SOHC	TD330
2.1	WC	2144cc	Ø 79.50	5 Cyl.	10V	100kW/136PS	SOHC	TD331
							FOL91 (x10) [13]	[13] Mechanical
2.2	KU	2226cc	Ø 81.00	5 Cyl.	10V	101-103kW/137-140PS	SOHC	TD9375
2.2	KZ	2226cc	Ø 81.00	5 Cyl.	10V	85kW/116PS	SOHC	TD294
2.2	PX	2226cc	Ø 81.00	5 Cyl.	10V	88kW/120PS	SOHC	TD312
							FOL92 (x10) [11]	[11] Hydraulic



20 100		03/77→07/94						
2.2	MC	2226cc	∅ 81.00	5 Cyl.	10V	121kW/165PS	SOHC	TD296
CAM442							FOL92 (x10) [11]	[11] Hydraulic
2.2	AAN	2226cc	∅ 81.00	5 Cyl.	20V	169kW/230PS	DOHC	TD225
							FOL92 (x20) [11]	[11] Hydraulic
2.3	AAR	2309cc	∅ 82.50	5 Cyl.	10V	98kW/133PS	SOHC	TD4194
2.3	NF	2309cc	∅ 82.50	5 Cyl.	10V	100kW/136PS	SOHC	TD301
							FOL92 (x10) [11]	[11] Hydraulic
2.4 Diesel	3D	2370cc	∅ 79.50	5 Cyl.	10V	60kW/81PS	SOHC	TD218
2.4 Diesel	AAS	2370cc	∅ 79.50	5 Cyl.	10V	60kW/81PS	SOHC	TD227
CAM630							FOL92 (x10) [11]	[11] Hydraulic
2.5 Diesel	1T	2461cc	∅ 81.00	5 Cyl.	10V	88kW/120PS	SOHC	TD212
2.5 Diesel	AAT	2461cc	∅ 81.00	5 Cyl.	10V	85kW/116PS	SOHC	TD228
2.5 Diesel	ABP	2461cc	∅ 81.00	5 Cyl.	10V	85kW/116PS	SOHC	TD235
CAM442							FOL92 (x10) [11]	[11] Hydraulic
2.6	ABC	2598cc	∅ 82.50	6 Cyl.	12V	110kW/150PS	SOHC	TD231
2.6	ACZ	2598cc	∅ 82.50	6 Cyl.	12V	102kW/139PS	SOHC	TD239
2.8	AAH	2771cc	∅ 82.50	6 Cyl.	12V	128kW/174PS	SOHC	TD224
							FOL143 (x12) [11]	[11] Hydraulic
4.2	ABH	4172cc	∅ 84.50	8 Cyl.	32V	206kW/280PS	DOHC	TD4195
							FOL141 (x32) [11]	[11] Hydraulic
21 200		10/79→12/91						
2.1	KG	2144cc	∅ 79.50	5 Cyl.	10V	134kW/182PS	SOHC	TD283
2.1	WC	2144cc	∅ 79.50	5 Cyl.	10V	100kW/136PS	SOHC	TD331
2.1	WJ	2144cc	∅ 79.50	5 Cyl.	10V	125kW/170PS	SOHC	TD337
							FOL91 (x10) [13]	[13] Mechanical
2.2	1B	2226cc	∅ 81.00	5 Cyl.	10V	147kW/200PS	SOHC	TD211
2.2	2B	2226cc	∅ 81.00	5 Cyl.	10V	140kW/190PS	SOHC	TD215
2.2	KU	2226cc	∅ 81.00	5 Cyl.	10V	101-103kW/137-140PS	SOHC	TD9375
							FOL92 (x10) [11]	[11] Hydraulic
2.2	MC	2226cc	∅ 81.00	5 Cyl.	10V	121kW/165PS	SOHC	TD296
CAM442							FOL92 (x10) [11]	[11] Hydraulic
2.2	3B	2226cc	∅ 81.00	5 Cyl.	20V	162kW/220PS	DOHC	TD4192
							FOL92 (x20) [11]	[11] Hydraulic
2.3	NF	2309cc	∅ 82.50	5 Cyl.	10V	100kW/136PS	SOHC	TD301
							FOL92 (x10) [11]	[11] Hydraulic



22 A1 05/10→

1.2	CBZA	1197cc	Ø 71.00	4 Cyl.	8V	63kW/86PS	SOHC	TD24385
							FOL167 (x8) [11]	[11] Hydraulic
1.4	CAVG	1390cc	Ø 76.50	4 Cyl.	16V	136kW/185PS	DOHC	TD24937
1.4	CAXA	1390cc	Ø 76.50	4 Cyl.	16V	90kW/122PS	DOHC	TD24386
1.4	CNVA	1390cc	Ø 76.50	4 Cyl.	16V	90kW/122PS	DOHC	TD24951
1.4	CTHG	1390cc	Ø 76.50	4 Cyl.	16V	136kW/185PS	DOHC	TD25659
1.4	CTJA	1390cc	Ø 76.50	4 Cyl.	16V	136kW/185PS	DOHC	TD25660
						FOL223 (x16)	FOL167 (x16) [11]	[11] Hydraulic
1.6 Diesel	CAYB	1598cc	Ø 79.50	4 Cyl.	16V	66kW/90PS	DOHC	TD22661
1.6 Diesel	CAYC	1598cc	Ø 79.50	4 Cyl.	16V	77kW/105PS	DOHC	TD22662
CAM961						FOL210 (x16)	FOL195 (x16) [11]	[11] Hydraulic
CAM962								
2.0	CDLH	1984cc	Ø 82.50	4 Cyl.	16V	188kW/256PS	DOHC	TD26515
						FOL224 (x16)	FOL115 (x16) [11]	[11] Hydraulic
2.0 Diesel	CFHB	1968cc	Ø 81.00	4 Cyl.	16V	100kW/136PS	DOHC	TD25662
2.0 Diesel	CFHD	1968cc	Ø 81.00	4 Cyl.	16V	105kW/143PS	DOHC	TD24939
CAM961						FOL210 (x16)	FOL195 (x16) [11]	[11] Hydraulic
CAM962								

23 A2 02/00→08/05

1.2 Diesel	ANY	1191cc	Ø 76.50	3 Cyl.	6V	45kW/61PS	SOHC	TD17157
							FOL202 (x6) [11][21]	[11] Hydraulic [21] Diamond-coated
1.4	AUA	1390cc	Ø 76.50	4 Cyl.	16V	55kW/75PS	DOHC	TD15248
1.4	BBY	1390cc	Ø 76.50	4 Cyl.	16V	55kW/75PS	DOHC	TD16414
CAM924						FOL179 (x16)	FOL167 (x16) [11]	[11] Hydraulic
CAM925								
1.4 Diesel	AMF	1422cc	Ø 79.50	3 Cyl.	6V	55kW/75PS	SOHC	TD17156
1.4 Diesel	ATL	1422cc	Ø 79.50	3 Cyl.	6V	66kW/89PS	SOHC	TD17071
1.4 Diesel	BHC	1422cc	Ø 79.50	3 Cyl.	6V	55kW/75PS	SOHC	TD18133
CAM673							FOL202 (x6) [11][21]	[11] Hydraulic [21] Diamond-coated
1.6	BAD	1598cc	Ø 76.50	4 Cyl.	16V	81kW/110PS	DOHC	TD16415
						FOL179 (x16)	FOL167 (x16) [11]	[11] Hydraulic

24 A3 09/96→05/13

1.2	CBZB	1197cc	Ø 71.00	4 Cyl.	8V	77kW/105PS	SOHC	TD23907
							FOL167 (x8) [11]	[11] Hydraulic
1.2	CJZA	1197cc	Ø 71.00	4 Cyl.	16V	77kW/105PS	DOHC	TD27151
							FOL167 (x16) [11] 02/12→	[11] Hydraulic
1.4	CAXC	1390cc	Ø 76.50	4 Cyl.	16V	92kW/125PS	DOHC	TD20715
1.4	CMSA	1390cc	Ø 76.50	4 Cyl.	16V	92kW/125PS	DOHC	TD23936
						FOL223 (x16)	FOL167 (x16) [11]	[11] Hydraulic



24 A3

09/96→05/13

1.4	CMBA	1395cc	∅ 74.50	4 Cyl.	16V	90kW/122PS	DOHC	TD26718
1.4	CXSA	1395cc	∅ 74.50	4 Cyl.	16V	90kW/122PS	DOHC	TD28200
1.4	CXSB	1395cc	∅ 74.50	4 Cyl.	16V	92kW/125PS	DOHC	TD28201
						FOL207 (x16) [11]		[11] Hydraulic
1.6	AEH	1595cc	∅ 81.00	4 Cyl.	8V	74kW/100PS	SOHC	TD5074
1.6	AKL	1595cc	∅ 81.00	4 Cyl.	8V	74kW/100PS	SOHC	TD9990
1.6	APF	1595cc	∅ 81.00	4 Cyl.	8V	74kW/100PS	SOHC	TD11588
CAM913						FOL226 (x8)	FOL143 (x8) [11]	[11] Hydraulic
1.6	AVU	1595cc	∅ 81.00	4 Cyl.	8V	75kW/102PS	SOHC	TD15350
CAM745						FOL226 (x8)	FOL167 (x8) [11]	[11] Hydraulic
1.6	BGU	1595cc	∅ 81.00	4 Cyl.	8V	75kW/102PS	SOHC	TD16871
						FOL226 (x8)	FOL154 (x8) [11]	[11] Hydraulic
1.6	BFQ	1595cc	∅ 81.00	4 Cyl.	8V	75kW/102PS	SOHC	TD17166
1.6	BSE	1595cc	∅ 81.00	4 Cyl.	8V	75kW/102PS	SOHC	TD20711
1.6	BSF	1595cc	∅ 81.00	4 Cyl.	8V	75kW/102PS	SOHC	TD20712
1.6	CCSA	1595cc	∅ 81.00	4 Cyl.	8V	75kW/102PS	SOHC	TD22665
1.6	CMXA	1595cc	∅ 81.00	4 Cyl.	8V	75kW/102PS	SOHC	TD23937
						FOL226 (x8)	FOL167 (x8) [11]	[11] Hydraulic
1.6	BLF	1598cc	∅ 76.50	4 Cyl.	16V	85kW/115PS	DOHC	TD20713
1.6	BLP	1598cc	∅ 76.50	4 Cyl.	16V	85kW/116PS	DOHC	TD17401
						FOL223 (x16)	FOL167 (x16) [11]	[11] Hydraulic
1.6	BAG	1598cc	∅ 76.50	4 Cyl.	16V	85kW/115PS	DOHC	TD17069
						FOL179 (x16)	FOL167 (x16) [11]	[11] Hydraulic
1.6 Diesel	CAYB	1598cc	∅ 79.50	4 Cyl.	16V	66kW/90PS	DOHC	TD22661
1.6 Diesel	CAYC	1598cc	∅ 79.50	4 Cyl.	16V	77kW/105PS	DOHC	TD22662
CAM961 ■ CAM962 ■						FOL210 (x16)	FOL195 (x16) [11]	[11] Hydraulic
1.8	AMK	1781cc	∅ 81.00	4 Cyl.	20V	154kW/210PS	DOHC	TD12648
1.8	ARX	1781cc	∅ 81.00	4 Cyl.	20V	110kW/150PS	DOHC	TD15988
1.8	ARY	1781cc	∅ 81.00	4 Cyl.	20V	132kW/180PS	DOHC	TD15352
1.8	AUL	1781cc	∅ 81.00	4 Cyl.	20V	154kW/210PS	DOHC	TD15355
1.8	AUM	1781cc	∅ 81.00	4 Cyl.	20V	110kW/150PS	DOHC	TD15629
1.8	AUQ	1781cc	∅ 81.00	4 Cyl.	20V	132kW/180PS	DOHC	TD15353
1.8	BAM	1781cc	∅ 81.00	4 Cyl.	20V	165kW/224PS	DOHC	TD16331
CAM744 ■							FOL133 ■ (x12) [11] FOL141 ■ (x8) [11]	[11] Hydraulic
1.8	AGN	1781cc	∅ 81.00	4 Cyl.	20V	92kW/125PS	DOHC	TD5073
1.8	APG	1781cc	∅ 81.00	4 Cyl.	20V	92kW/125PS	DOHC	TD11589
							FOL133 ■ (x12) [11] FOL141 ■ (x8) [11]	[11] Hydraulic
1.8	APP	1781cc	∅ 81.00	4 Cyl.	20V	132kW/180PS	DOHC	TD11591
CAM743 ■ →eng.8N-1-010 000 CAM744 ■							FOL133 ■ (x12) [11] FOL141 ■ (x8) [11]	[11] Hydraulic



24 A3		09/96→05/13						
1.8	AGU	1781cc	Ø 81.00	4 Cyl.	20V	110kW/150PS	DOHC	TD5075
1.8	AJQ	1781cc	Ø 81.00	4 Cyl.	20V	132kW/180PS	DOHC	TD11347
1.8	APY	1781cc	Ø 81.00	4 Cyl.	20V	154kW/210PS	DOHC	TD11594
1.8	AQA	1781cc	Ø 81.00	4 Cyl.	20V	110kW/150PS	DOHC	TD11592
1.8	ARZ	1781cc	Ø 81.00	4 Cyl.	20V	110kW/150PS	DOHC	TD11593
CAM743 ■						FOL133 ■ (x12) [11]	[11] Hydraulic	
CAM744 ■						FOL141 ■ (x8) [11]		
1.9 Diesel	AGR	1896cc	Ø 79.50	4 Cyl.	8V	66kW/89PS	SOHC	TD5076
CAM671 eng.034859→						FOL159 (x8)	FOL143 (x8) [11]	[11] Hydraulic
1.9 Diesel	AHF	1896cc	Ø 79.50	4 Cyl.	8V	81kW/110PS	SOHC	TD9371
1.9 Diesel	ALH	1896cc	Ø 79.50	4 Cyl.	8V	66kW/89PS	SOHC	TD11595
1.9 Diesel	ASV	1896cc	Ø 79.50	4 Cyl.	8V	81kW/110PS	SOHC	TD15354
CAM671						FOL143 (x8) [11]	[11] Hydraulic	
1.9 Diesel	ASZ	1896cc	Ø 79.50	4 Cyl.	8V	96kW/131PS	SOHC	TD15351
1.9 Diesel	ATD	1896cc	Ø 79.50	4 Cyl.	8V	74kW/100PS	SOHC	TD16028
1.9 Diesel	AXR	1896cc	Ø 79.50	4 Cyl.	8V	74kW/100PS	SOHC	TD16416
1.9 Diesel	BKC	1896cc	Ø 79.50	4 Cyl.	8V	77kW/105PS	SOHC	TD17026
1.9 Diesel	BXE	1896cc	Ø 79.50	4 Cyl.	8V	77kW/105PS	SOHC	TD22657
CAM672 [25][29] CAM914 [27][29] CAM928 [20][29]						FOL175 (x8) [11] FOL202 (x8) [11][21]	[11] Hydraulic [20] Steel [21] Diamond-coated [25] Chilled Cast Iron [27] Induction Hardened Cast Iron [29] Refer to SB2202 for installation guide	
1.9 Diesel	BLS	1896cc	Ø 79.50	4 Cyl.	8V	77kW/105PS	SOHC	TD20823
CAM904						FOL175 (x8) [11] FOL202 (x8) [11][21]	[11] Hydraulic [21] Diamond-coated	
2.0	AXW	1984cc	Ø 82.50	4 Cyl.	16V	110kW/150PS	DOHC	TD16872
						FOL224 (x16)	FOL154 (x16) [11]	[11] Hydraulic
2.0	CAWB	1984cc	Ø 82.50	4 Cyl.	16V	147kW/200PS	DOHC	TD20714
2.0	CBFA	1984cc	Ø 82.50	4 Cyl.	16V	147kW/200PS	DOHC	TD22663
2.0	CCTA	1984cc	Ø 82.50	4 Cyl.	16V	147kW/200PS	DOHC	TD22666
2.0	CCZA	1984cc	Ø 82.50	4 Cyl.	16V	147kW/200PS	DOHC	TD22170
						FOL167 (x16) [11]	[11] Hydraulic	



24 A3 09/96→05/13

2.0	BHZ	1984cc	∅ 82.50	4 Cyl.	16V	195kW/265PS	DOHC	TD19821
2.0	BLR	1984cc	∅ 82.50	4 Cyl.	16V	110kW/150PS	DOHC	TD18199
2.0	BLX	1984cc	∅ 82.50	4 Cyl.	16V	110kW/150PS	DOHC	TD17404
2.0	BLY	1984cc	∅ 82.50	4 Cyl.	16V	110kW/150PS	DOHC	TD17405
2.0	BMB	1984cc	∅ 82.50	4 Cyl.	16V	110kW/150PS	DOHC	TD17406
2.0	BPY	1984cc	∅ 82.50	4 Cyl.	16V	147kW/200PS	DOHC	TD20704
2.0	BVY	1984cc	∅ 82.50	4 Cyl.	16V	110kW/150PS	DOHC	TD18200
2.0	BVZ	1984cc	∅ 82.50	4 Cyl.	16V	110kW/150PS	DOHC	TD18201
2.0	BWA	1984cc	∅ 82.50	4 Cyl.	16V	147kW/200PS	DOHC	TD19199
2.0	BZC	1984cc	∅ 82.50	4 Cyl.	16V	188kW/256PS	DOHC	TD20842
2.0	CDLA	1984cc	∅ 82.50	4 Cyl.	16V	195kW/265PS	DOHC	TD21734
2.0	CDLC	1984cc	∅ 82.50	4 Cyl.	16V	188kW/256PS	DOHC	TD22470

						FOL224 (x16)	FOL167 (x16) [11]	[11] Hydraulic
--	--	--	--	--	--	--------------	-------------------	----------------

2.0 Diesel	BMM	1968cc	∅ 81.00	4 Cyl.	8V	103kW/140PS	SOHC	TD18203
CAM904							FOL175 (x8) [11] FOL202 (x8) [11][21]	[11] Hydraulic [21] Diamond-coated

2.0 Diesel	CBAA	1968cc	∅ 81.00	4 Cyl.	16V	100kW/136PS	DOHC	TD20825
2.0 Diesel	CBAB	1968cc	∅ 81.00	4 Cyl.	16V	103kW/140PS	DOHC	TD20828
2.0 Diesel	CBBB	1968cc	∅ 81.00	4 Cyl.	16V	125kW/170PS	DOHC	TD20939
2.0 Diesel	CFFA	1968cc	∅ 81.00	4 Cyl.	16V	100kW/136PS	DOHC	TD23858
2.0 Diesel	CFFB	1968cc	∅ 81.00	4 Cyl.	16V	103kW/140PS	DOHC	TD23859
2.0 Diesel	CFGB	1968cc	∅ 81.00	4 Cyl.	16V	125kW/170PS	DOHC	TD23857
2.0 Diesel	CLJA	1968cc	∅ 81.00	4 Cyl.	16V	103kW/140PS	DOHC	TD23938

CAM961 ■						FOL210 (x16)	FOL195 (x16) [11]	[11] Hydraulic
CAM962 ■								

2.0 Diesel	AZV	1968cc	∅ 81.00	4 Cyl.	16V	100kW/136PS	DOHC	TD17027
2.0 Diesel	BKD	1968cc	∅ 81.00	4 Cyl.	16V	103kW/140PS	DOHC	TD17025

CAM939 ■						FOL237 ■ (x4) FOL238 ■ (x4) FOL239 ■ (x4) FOL240 ■ (x4)		
CAM938 ■								

2.0 Diesel	BMN	1968cc	∅ 81.00	4 Cyl.	16V	125kW/170PS	DOHC	TD18991
2.0 Diesel	BUY	1968cc	∅ 81.00	4 Cyl.	16V	120kW/163PS	DOHC	TD20403

CAM939 ■						FOL237 ■ (x4) FOL238 ■ (x4) FOL239 ■ (x4) FOL240 ■ (x4)		
----------	--	--	--	--	--	--	--	--

2.5	CEPA	2480cc	∅ 82.50	5 Cyl.	20V	250kW/340PS	DOHC	TD23089
						FOL224 (x20)	FOL167 (x20) [11]	[11] Hydraulic

25 A4 11/94→03/12

1.6	ALZ	1595cc	∅ 81.00	4 Cyl.	8V	75kW/102PS	SOHC	TD15748
CAM745						FOL226 (x8)	FOL154 (x8) [11]	[11] Hydraulic

1.6	ADP	1595cc	∅ 81.00	4 Cyl.	8V	74kW/100PS	SOHC	TD4198
1.6	AHL	1595cc	∅ 81.00	4 Cyl.	8V	74kW/100PS	SOHC	TD10816
1.6	ANA	1595cc	∅ 81.00	4 Cyl.	8V	74kW/100PS	SOHC	TD14128
1.6	ARM	1595cc	∅ 81.00	4 Cyl.	8V	74kW/100PS	SOHC	TD14148

CAM913						FOL226 (x8)	FOL143 (x8) [11]	[11] Hydraulic
--------	--	--	--	--	--	-------------	------------------	----------------



25 A4		11/94→03/12						
1.8	AEB	1781cc	Ø 81.00	4 Cyl.	20V	110kW/150PS	DOHC	TD4199
1.8	AJL	1781cc	Ø 81.00	4 Cyl.	20V	132kW/180PS	DOHC	TD9470
1.8	ANB	1781cc	Ø 81.00	4 Cyl.	20V	110kW/150PS	DOHC	TD13949
1.8	APU	1781cc	Ø 81.00	4 Cyl.	20V	110kW/150PS	DOHC	TD13950
1.8	ARK	1781cc	Ø 81.00	4 Cyl.	20V	110kW/150PS	DOHC	TD13929
CAM743 ■							FOL133 ■ (x12) [11]	[11] Hydraulic
CAM744 ■							FOL141 ■ (x8) [11]	
1.8	ADR	1781cc	Ø 81.00	4 Cyl.	20V	92kW/125PS	DOHC	TD241
1.8	AFY	1781cc	Ø 81.00	4 Cyl.	20V	85kW/116PS	DOHC	TD13948
1.8	APT	1781cc	Ø 81.00	4 Cyl.	20V	92kW/125PS	DOHC	TD13775
1.8	ARG	1781cc	Ø 81.00	4 Cyl.	20V	92kW/125PS	DOHC	TD13776
1.8	AVV	1781cc	Ø 81.00	4 Cyl.	20V	92kW/125PS	DOHC	TD16412
							FOL133 ■ (x12) [11]	[11] Hydraulic
							FOL141 ■ (x8) [11]	
1.8	AMB	1781cc	Ø 81.00	4 Cyl.	20V	125kW/170PS	DOHC	TD17864
1.8	AVJ	1781cc	Ø 81.00	4 Cyl.	20V	110kW/150PS	DOHC	TD15349
1.8	AWT	1781cc	Ø 81.00	4 Cyl.	20V	110kW/150PS	DOHC	TD15335
1.8	BEX	1781cc	Ø 81.00	4 Cyl.	20V	140kW/190PS	DOHC	TD16730
1.8	BFB	1781cc	Ø 81.00	4 Cyl.	20V	120kW/163PS	DOHC	TD16728
CAM744 ■							FOL133 ■ (x12) [11]	[11] Hydraulic
							FOL141 ■ (x8) [11]	
1.9 Diesel	AHU	1896cc	Ø 79.50	4 Cyl.	8V	66kW/89PS	SOHC	TD10814
1.9 Diesel	AFF	1896cc	Ø 79.50	4 Cyl.	8V	55kW/75PS	SOHC	TD11597
1.9 Diesel	AFN	1896cc	Ø 79.50	4 Cyl.	8V	81kW/110PS	SOHC	TD4202
1.9 Diesel	AHH	1896cc	Ø 79.50	4 Cyl.	8V	66kW/89PS	SOHC	TD16413
1.9 Diesel	AHU	1896cc	Ø 79.50	4 Cyl.	8V	66kW/89PS	SOHC	TD10814
1.9 Diesel	AVG	1896cc	Ø 79.50	4 Cyl.	8V	81kW/110PS	SOHC	TD13774
CAM441							FOL92 (x8) [11]	[11] Hydraulic
1.9 Diesel	1Z	1896cc	Ø 79.50	4 Cyl.	8V	66kW/89PS	SOHC	TD214
CAM668 →12/93 CAM441 01/94→							FOL92 (x8) [11]	[11] Hydraulic
1.9 Diesel	AJM	1896cc	Ø 79.50	4 Cyl.	8V	85kW/116PS	SOHC	TD11527
1.9 Diesel	ATJ	1896cc	Ø 79.50	4 Cyl.	8V	85kW/116PS	SOHC	TD15989
1.9 Diesel	AVB	1896cc	Ø 79.50	4 Cyl.	8V	74kW/100PS	SOHC	TD16518
1.9 Diesel	AVF	1896cc	Ø 79.50	4 Cyl.	8V	96kW/131PS	SOHC	TD15348
1.9 Diesel	AWX	1896cc	Ø 79.50	4 Cyl.	8V	96kW/131PS	SOHC	TD16133
CAM672 [25][29] CAM914 [27][29] CAM928 [20][29]							FOL175 (x8) [11] FOL202 (x8) [11][21]	[11] Hydraulic [20] Steel [21] Diamond-coated [25] Chilled Cast Iron [27] Induction Hardened Cast Iron [29] Refer to SB2202 for installation guide
1.9 Diesel	BKE	1896cc	Ø 79.50	4 Cyl.	8V	85kW/116PS	SOHC	TD17596
1.9 Diesel	BRB	1896cc	Ø 79.50	4 Cyl.	8V	85kW/116PS	SOHC	TD20492
CAM933							FOL175 (x8) [11] FOL202 (x8) [11][21]	[11] Hydraulic [21] Diamond-coated



25 A4		11/94→03/12						
2.0	AWA	1984cc	∅ 82.50	4 Cyl.	16V	110kW/150PS	DOHC	TD17035
2.0	BGB	1984cc	∅ 82.50	4 Cyl.	16V	147kW/200PS	DOHC	TD18008
2.0	BPG	1984cc	∅ 82.50	4 Cyl.	16V	147kW/200PS	DOHC	TD20530
2.0	BPJ	1984cc	∅ 82.50	4 Cyl.	16V	125kW/170PS	DOHC	TD18486
2.0	BUL	1984cc	∅ 82.50	4 Cyl.	16V	162kW/220PS	DOHC	TD18484
2.0	BWE	1984cc	∅ 82.50	4 Cyl.	16V	147kW/200PS	DOHC	TD18968
2.0	BWT	1984cc	∅ 82.50	4 Cyl.	16V	147kW/200PS	DOHC	TD19705
2.0	BYK	1984cc	∅ 82.50	4 Cyl.	16V	125kW/170PS	DOHC	TD20404
						FOL224 (x16)	FOL167 (x16) [11]	[11] Hydraulic
2.0	CAEA	1984cc	∅ 82.50	4 Cyl.	16V	132kW/180PS	DOHC	TD21115
2.0	CAEB	1984cc	∅ 82.50	4 Cyl.	16V	155kW/211PS	DOHC	TD21116
2.0	CDNB	1984cc	∅ 82.50	4 Cyl.	16V	132kW/180PS	DOHC	TD20936
2.0	CDNC	1984cc	∅ 82.50	4 Cyl.	16V	155kW/211PS	DOHC	TD20937
2.0	CFKA	1984cc	∅ 82.50	4 Cyl.	16V	132kW/180PS	DOHC	TD23856
2.0	CPMA	1984cc	∅ 82.50	4 Cyl.	16V	155kW/211PS	DOHC	TD26715
						FOL248C (x8) [26]	FOL167 (x16) [11]	[11] Hydraulic [26] Hydraulic Lifter & Rocker Arm Assembly
2.0	ALT	1984cc	∅ 82.50	4 Cyl.	20V	96kW/131PS	DOHC	TD15345
							FOL133 (x12) [11] FOL141 (x8) [11]	[11] Hydraulic
2.0 Diesel	BPW	1968cc	∅ 81.00	4 Cyl.	8V	103kW/140PS	SOHC	TD18010
	CAM933 →eng.8E-6-155 522 CAM904 ch.8E-6-155 523→						FOL175 (x8) [11] FOL202 (x8) [11][21]	[11] Hydraulic [21] Diamond-coated
2.0 Diesel	BRC	1968cc	∅ 81.00	4 Cyl.	8V	100kW/136PS	SOHC	TD20672
	CAM904						FOL175 (x8) [11] FOL202 (x8) [11][21]	[11] Hydraulic [21] Diamond-coated
2.0 Diesel	BLB	1968cc	∅ 81.00	4 Cyl.	16V	103kW/140PS	DOHC	TD17377
2.0 Diesel	BNA	1968cc	∅ 81.00	4 Cyl.	16V	100kW/136PS	DOHC	TD18009
	CAM939 (■) CAM938 (■) →eng.8E-6-133 282					FOL237 (■) (x4) FOL238 (■) (x4)		
2.0 Diesel	BRD	1968cc	∅ 81.00	4 Cyl.	16V	125kW/170PS	DOHC	TD20402
2.0 Diesel	BRE	1968cc	∅ 81.00	4 Cyl.	16V	103kW/140PS	DOHC	TD18029
2.0 Diesel	BRF	1968cc	∅ 81.00	4 Cyl.	16V	100kW/136PS	DOHC	TD18748
2.0 Diesel	BVA	1968cc	∅ 81.00	4 Cyl.	16V	120kW/163PS	DOHC	TD20529
2.0 Diesel	BVF	1968cc	∅ 81.00	4 Cyl.	16V	93kW/126PS	DOHC	TD20497
2.0 Diesel	BVG	1968cc	∅ 81.00	4 Cyl.	16V	89kW/121PS	DOHC	TD20496
	CAM939 (■)					FOL237 (■) (x4) FOL238 (■) (x4) FOL239 (■) (x4) FOL240 (■) (x4)		



25 A4		11/94→03/12						
2.0 Diesel	CAGA	1968cc	Ø 81.00	4 Cyl.	16V	105kW/143PS	DOHC	TD20597
2.0 Diesel	CAGB	1968cc	Ø 81.00	4 Cyl.	16V	100kW/136PS	DOHC	TD20598
2.0 Diesel	CAGC	1968cc	Ø 81.00	4 Cyl.	16V	88kW/120PS	DOHC	TD21118
2.0 Diesel	CAHA	1968cc	Ø 81.00	4 Cyl.	16V	125kW/170PS	DOHC	TD20602
2.0 Diesel	CAHB	1968cc	Ø 81.00	4 Cyl.	16V	120kW/163PS	DOHC	TD20864
2.0 Diesel	CGLC	1968cc	Ø 81.00	4 Cyl.	16V	130kW/177PS	DOHC	TD24870
2.0 Diesel	CGLD	1968cc	Ø 81.00	4 Cyl.	16V	120kW/163PS	DOHC	TD24943
2.0 Diesel	CJCA	1968cc	Ø 81.00	4 Cyl.	16V	105kW/143PS	DOHC	TD24949
2.0 Diesel	CJCB	1968cc	Ø 81.00	4 Cyl.	16V	100kW/136PS	DOHC	TD24941
2.0 Diesel	CJCC	1968cc	Ø 81.00	4 Cyl.	16V	88kW/120PS	DOHC	TD26713
2.0 Diesel	CJCD	1968cc	Ø 81.00	4 Cyl.	16V	110kW/150PS	DOHC	TD27985
2.0 Diesel	CMEA	1968cc	Ø 81.00	4 Cyl.	16V	105kW/143PS	DOHC	TD23939
2.0 Diesel	CMFA	1968cc	Ø 81.00	4 Cyl.	16V	105kW/143PS	DOHC	TD26714
2.0 Diesel	CMFB	1968cc	Ø 81.00	4 Cyl.	16V	110kW/150PS	DOHC	TD28002
2.0 Diesel	CMGB	1968cc	Ø 81.00	4 Cyl.	16V	130kW/177PS	DOHC	TD24871
CAM961 ■				FOL210 (x16)		FOL195 (x16) [11]		[11] Hydraulic
2.4	AGA	2393cc	Ø 81.00	6 Cyl.	30V	121kW/165PS		TD9515
2.4	AJG	2393cc	Ø 81.00	6 Cyl.	30V	120kW/163PS	DOHC	TD13928
2.4	ALF	2393cc	Ø 81.00	6 Cyl.	30V	121kW/165PS	DOHC	TD11359
2.4	AML	2393cc	Ø 81.00	6 Cyl.	30V	121kW/165PS		TD13951
2.4	APS	2393cc	Ø 81.00	6 Cyl.	30V	120kW/163PS	DOHC	TD13952
2.4	APZ	2393cc	Ø 81.00	6 Cyl.	30V	121kW/165PS	DOHC	TD13954
2.4	ARJ	2393cc	Ø 81.00	6 Cyl.	30V	121kW/165PS	DOHC	TD13953
2.4	BDV	2393cc	Ø 81.00	6 Cyl.	30V	125kW/170PS	DOHC	TD16410
						FOL133 ■ (x18) [11] FOL141 ■ (x12) [11]		[11] Hydraulic
2.5 Diesel	AFB	2496cc	Ø 78.30	6 Cyl.	24V	110kW/150PS	DOHC	TD9517
2.5 Diesel	AKE	2496cc	Ø 78.30	6 Cyl.	24V	132kW/180PS	DOHC	TD15312
2.5 Diesel	AKN	2496cc	Ø 78.30	6 Cyl.	24V	110kW/150PS	DOHC	TD11356
2.5 Diesel	AYM	2496cc	Ø 78.30	6 Cyl.	24V	114kW/155PS	DOHC	TD16384
2.5 Diesel	BFC	2496cc	Ø 78.30	6 Cyl.	24V	120kW/163PS	DOHC	TD16858
CAM700 ■ [3] CAM701 ■ [4] CAM702 ■ [4] CAM703 ■ [3]				FOL159 (x24)		FOL158 (x24) [11] TTP4 (x24)		[3] For Cylinders 1-3 [4] For Cylinders 4-6 [11] Hydraulic
2.5 Diesel	BAU	2496cc	Ø 78.30	6 Cyl.	24V	132kW/180PS	DOHC	TD17033
2.5 Diesel	BCZ	2496cc	Ø 78.30	6 Cyl.	24V	120kW/163PS	DOHC	TD16859
2.5 Diesel	BDG	2496cc	Ø 78.30	6 Cyl.	24V	120kW/163PS	DOHC	TD16860
2.5 Diesel	BDH	2496cc	Ø 78.30	6 Cyl.	24V	132kW/180PS	DOHC	TD17034
CAM934 ■ [3] CAM935 ■ [4] CAM936 ■ [3] CAM937 ■ [4]				FOL210 (x24)		FOL195 (x24) [11]		[3] For Cylinders 1-3 [4] For Cylinders 4-6 [11] Hydraulic
2.6	ABC	2598cc	Ø 82.50	6 Cyl.	12V	110kW/150PS	SOHC	TD231
2.6	ACZ	2598cc	Ø 82.50	6 Cyl.	12V	102kW/139PS	SOHC	TD239
						FOL143 (x12) [11]		[11] Hydraulic



25 A4

11/94→03/12

2.7	AGB	2671cc	∅ 81.00	6 Cyl.	30V	195kW/265PS	DOHC		TD11888
2.7	AJK	2671cc	∅ 81.00	6 Cyl.	30V	169kW/230PS	DOHC		TD10813
								FOL133 ■ (x18) [11] FOL141 ■ (x12) [11]	[11] Hydraulic
2.7 Diesel	BPP	2698cc	∅ 81.40	6 Cyl.	24V	132kW/180PS	DOHC		TD18926
2.7 Diesel	BSG	2698cc	∅ 81.40	6 Cyl.	24V	120kW/163PS	DOHC		TD18030
2.7 Diesel	CAMA	2698cc	∅ 81.40	6 Cyl.	24V	140kW/190PS	DOHC		TD20006
2.7 Diesel	CAMB	2698cc	∅ 83.00	6 Cyl.	24V	120kW/163PS	DOHC		TD20599
2.7 Diesel	CGKA	2698cc	∅ 83.00	6 Cyl.	24V	140kW/190PS	DOHC		TD21065
2.7 Diesel	CGKB	2698cc	∅ 83.00	6 Cyl.	24V	120kW/163PS	DOHC		TD21064
						FOL210 (x24)		FOL195 (x24) [11]	[11] Hydraulic
2.8	AAH	2771cc	∅ 82.50	6 Cyl.	12V	128kW/174PS	SOHC		TD224
								FOL143 (x12) [11]	[11] Hydraulic
2.8	ACK	2771cc	∅ 82.50	6 Cyl.	30V	142kW/193PS	DOHC		TD4197
2.8	ALG	2771cc	∅ 82.50	6 Cyl.	30V	142kW/193PS	DOHC		TD9516
2.8	AMX	2771cc	∅ 82.50	6 Cyl.	30V	142kW/193PS	DOHC		TD13930
2.8	APR	2771cc	∅ 82.50	6 Cyl.	30V	142kW/193PS	DOHC		TD13931
2.8	AQD	2771cc	∅ 82.50	6 Cyl.	30V	142kW/193PS	DOHC		TD13932
2.8	ATX	2771cc	∅ 82.50	6 Cyl.	30V	140kW/190PS	DOHC		TD15617
3.0	ASN	2976cc	∅ 82.50	6 Cyl.	30V	162kW/220PS	DOHC		TD15346
								FOL133 ■ (x18) [11] FOL141 ■ (x12) [11]	[11] Hydraulic
3.0 Diesel	ASB	2967cc	∅ 83.00	6 Cyl.	24V	171kW/232PS	DOHC		TD17336
3.0 Diesel	BKN	2967cc	∅ 83.00	6 Cyl.	24V	150kW/204PS	DOHC		TD18027
3.0 Diesel	CAPA	2967cc	∅ 83.00	6 Cyl.	24V	176kW/240PS	DOHC		TD20007
3.0 Diesel	CCLA	2967cc	∅ 83.00	6 Cyl.	24V	176kW/240PS	DOHC		TD23861
3.0 Diesel	CCWA	2967cc	∅ 83.00	6 Cyl.	24V	176kW/240PS	DOHC		TD20600
3.0 Diesel	CCWB	2967cc	∅ 83.00	6 Cyl.	24V	155kW/211PS	DOHC		TD21029
3.0 Diesel	CDUC	2967cc	∅ 83.00	6 Cyl.	24V	180kW/245PS	DOHC		TD24761
3.0 Diesel	CKVB	2967cc	∅ 83.00	6 Cyl.	24V	180kW/245PS	DOHC		TD24762
3.0 Diesel	CKVC	2967cc	∅ 83.00	6 Cyl.	24V	180kW/245PS	DOHC		TD25668
3.0 Diesel	CLAB	2967cc	∅ 83.00	6 Cyl.	24V	150kW/204PS	DOHC		TD24760
						FOL210 (x24)		FOL195 (x24) [11]	[11] Hydraulic
3.2	AUK	3123cc	∅ 84.50	6 Cyl.	24V	188kW/256PS	DOHC		TD17376
3.2	BKH	3123cc	∅ 84.50	6 Cyl.	24V	188kW/255PS	DOHC		TD19706
								FOL167 (x24) [11]	[11] Hydraulic
3.2	CALA	3197cc	∅ 85.50	6 Cyl.	24V	195kW/265PS	DOHC		TD20005
						FOL248C ■ (x12) [26]		FOL167 (x24) [11]	[11] Hydraulic [26] Hydraulic Lifter & Rocker Arm Assembly



26 A5

06/07→

2.0	CAEA	1984cc	Ø 82.50	4 Cyl.	16V	132kW/180PS	DOHC	TD21115
2.0	CAEB	1984cc	Ø 82.50	4 Cyl.	16V	155kW/211PS	DOHC	TD21116
2.0	CDNB	1984cc	Ø 82.50	4 Cyl.	16V	132kW/180PS	DOHC	TD20936
2.0	CDNC	1984cc	Ø 82.50	4 Cyl.	16V	155kW/211PS	DOHC	TD20937
						FOL248C (x8) [26]	FOL167 (x16) [11]	[11] Hydraulic [26] Hydraulic Lifter & Rocker Arm Assembly
2.0 Diesel	CAGA	1968cc	Ø 81.00	4 Cyl.	16V	105kW/143PS	DOHC	TD20597
2.0 Diesel	CAGB	1968cc	Ø 81.00	4 Cyl.	16V	100kW/136PS	DOHC	TD20598
2.0 Diesel	CAHA	1968cc	Ø 81.00	4 Cyl.	16V	125kW/170PS	DOHC	TD20602
2.0 Diesel	CAHB	1968cc	Ø 81.00	4 Cyl.	16V	120kW/163PS	DOHC	TD20864
2.0 Diesel	CGLC	1968cc	Ø 81.00	4 Cyl.	16V	130kW/177PS	DOHC	TD24870
2.0 Diesel	CGLD	1968cc	Ø 81.00	4 Cyl.	16V	120kW/163PS	DOHC	TD24943
2.0 Diesel	CJCA	1968cc	Ø 81.00	4 Cyl.	16V	105kW/143PS	DOHC	TD24949
2.0 Diesel	CJCB	1968cc	Ø 81.00	4 Cyl.	16V	100kW/136PS	DOHC	TD24941
2.0 Diesel	CJCD	1968cc	Ø 81.00	4 Cyl.	16V	110kW/150PS	DOHC	TD27985
2.0 Diesel	CMEA	1968cc	Ø 81.00	4 Cyl.	16V	105kW/143PS	DOHC	TD23939
2.0 Diesel	CMFA	1968cc	Ø 81.00	4 Cyl.	16V	105kW/143PS	DOHC	TD26714
CAM961 CAM962						FOL210 (x16)	FOL195 (x16) [11]	[11] Hydraulic
2.7 Diesel	CAMA	2698cc	Ø 81.40	6 Cyl.	24V	140kW/190PS	DOHC	TD20006
2.7 Diesel	CAMB	2698cc	Ø 83.00	6 Cyl.	24V	120kW/163PS	DOHC	TD20599
2.7 Diesel	CGKA	2698cc	Ø 83.00	6 Cyl.	24V	140kW/190PS	DOHC	TD21065
2.7 Diesel	CGKB	2698cc	Ø 83.00	6 Cyl.	24V	120kW/163PS	DOHC	TD21064
3.0 Diesel	CAPA	2967cc	Ø 83.00	6 Cyl.	24V	176kW/240PS	DOHC	TD20007
3.0 Diesel	CCWA	2967cc	Ø 83.00	6 Cyl.	24V	176kW/240PS	DOHC	TD20600
3.0 Diesel	CCWB	2967cc	Ø 83.00	6 Cyl.	24V	155kW/211PS	DOHC	TD21029
3.0 Diesel	CDUC	2967cc	Ø 83.00	6 Cyl.	24V	180kW/245PS	DOHC	TD24761
3.0 Diesel	CKVB	2967cc	Ø 83.00	6 Cyl.	24V	180kW/245PS	DOHC	TD24762
3.0 Diesel	CLAB	2967cc	Ø 83.00	6 Cyl.	24V	150kW/204PS	DOHC	TD24760
						FOL210 (x24)	FOL195 (x24) [11]	[11] Hydraulic
3.2	CALA	3197cc	Ø 85.50	6 Cyl.	24V	195kW/265PS	DOHC	TD20005
						FOL248C (x12) [26]	FOL167 (x24) [11]	[11] Hydraulic [26] Hydraulic Lifter & Rocker Arm Assembly



27 A6		06/94→05/13							
1.8	ADR	1781cc	∅ 81.00	4 Cyl.	20V	92kW/125PS	DOHC	TD241	
1.8	AFY	1781cc	∅ 81.00	4 Cyl.	20V	85kW/116PS	DOHC	TD13948	
1.8	ARH	1781cc	∅ 81.00	4 Cyl.	20V	92kW/125PS	DOHC	TD15329	
							FOL133 ■ (x12) [11] FOL141 ■ (x8) [11]	[11] Hydraulic	
1.8	AEB	1781cc	∅ 81.00	4 Cyl.	20V	110kW/150PS	DOHC	TD4199	
1.8	AJL	1781cc	∅ 81.00	4 Cyl.	20V	132kW/180PS	DOHC	TD9470	
1.8	AJP	1781cc	∅ 81.00	4 Cyl.	20V	92kW/125PS	DOHC	TD9518	
1.8	ANB	1781cc	∅ 81.00	4 Cyl.	20V	110kW/150PS	DOHC	TD13949	
1.8	APU	1781cc	∅ 81.00	4 Cyl.	20V	110kW/150PS	DOHC	TD13950	
1.8	ARK	1781cc	∅ 81.00	4 Cyl.	20V	110kW/150PS	DOHC	TD13929	
	CAM743 ■ CAM744 ■						FOL133 ■ (x12) [11] FOL141 ■ (x8) [11]	[11] Hydraulic	
1.8	AWT	1781cc	∅ 81.00	4 Cyl.	20V	110kW/150PS	DOHC	TD15335	
	CAM744 ■						FOL133 ■ (x12) [11] FOL141 ■ (x8) [11]	[11] Hydraulic	
1.9 Diesel	1Z	1896cc	∅ 79.50	4 Cyl.	8V	66kW/89PS	SOHC	TD214	
	CAM668 →12/93 CAM441 01/94→						FOL92 (x8) [11]	[11] Hydraulic	
1.9 Diesel	AFN	1896cc	∅ 79.50	4 Cyl.	8V	81kW/110PS	SOHC	TD4202	
1.9 Diesel	AHU	1896cc	∅ 79.50	4 Cyl.	8V	66kW/89PS	SOHC	TD10814	
1.9 Diesel	AVG	1896cc	∅ 79.50	4 Cyl.	8V	81kW/110PS	SOHC	TD13774	
	CAM441						FOL92 (x8) [11]	[11] Hydraulic	
1.9 Diesel	AJM	1896cc	∅ 79.50	4 Cyl.	8V	85kW/116PS	SOHC	TD11527	
1.9 Diesel	AVF	1896cc	∅ 79.50	4 Cyl.	8V	96kW/131PS	SOHC	TD15348	
1.9 Diesel	AWX	1896cc	∅ 79.50	4 Cyl.	8V	96kW/131PS	SOHC	TD16133	
	CAM672 [25][29] CAM914 [27][29] CAM928 [20][29]						FOL175 (x8) [11] FOL202 (x8) [11][21]	[11] Hydraulic [20] Steel [21] Diamond-coated [25] Chilled Cast Iron [27] Induction Hardened Cast Iron [29] Refer to SB2202 for installation guide	
2.0	AAE	1984cc	∅ 82.50	4 Cyl.	8V	74kW/100PS	SOHC	TD223	
2.0	ABK	1984cc	∅ 82.50	4 Cyl.	8V	85kW/116PS	SOHC	TD233	
							FOL143 (x8) [11]	[11] Hydraulic	
2.0	ACE	1984cc	∅ 82.50	4 Cyl.	16V	103kW/140PS	DOHC	TD238	
	CAM739 ■ CAM740 ■						FOL92 (x16) [11]	[11] Hydraulic	
2.0	BPJ	1984cc	∅ 82.50	4 Cyl.	16V	125kW/170PS	DOHC	TD18486	
2.0	BYK	1984cc	∅ 82.50	4 Cyl.	16V	125kW/170PS	DOHC	TD20404	
						FOL224 (x16)	FOL167 (x16) [11]	[11] Hydraulic	
2.0	CAEB	1984cc	∅ 82.50	4 Cyl.	16V	155kW/211PS	DOHC	TD21116	
2.0	CDNB	1984cc	∅ 82.50	4 Cyl.	16V	132kW/180PS	DOHC	TD20936	
						FOL248C ■ (x8) [26]	FOL167 (x16) [11]	[11] Hydraulic [26] Hydraulic Lifter & Rocker Arm Assembly	



KIT



27 A6		06/94→05/13						
2.0	ALT	1984cc	Ø 82.50	4 Cyl.	20V	96kW/131PS	DOHC	TD15345
							FOL133 ■ (x12) [11] FOL141 ■ (x8) [11]	[11] Hydraulic
2.0 Diesel	BLB	1968cc	Ø 81.00	4 Cyl.	16V	103kW/140PS	DOHC	TD17377
2.0 Diesel	BNA	1968cc	Ø 81.00	4 Cyl.	16V	100kW/136PS	DOHC	TD18009
CAM939 ■ CAM938 ■ →eng.8E-6-133 282						FOL237 ■ (x4) FOL238 ■ (x4)		
2.0 Diesel	BRE	1968cc	Ø 81.00	4 Cyl.	16V	103kW/140PS	DOHC	TD18029
2.0 Diesel	BRF	1968cc	Ø 81.00	4 Cyl.	16V	100kW/136PS	DOHC	TD18748
2.0 Diesel	BVG	1968cc	Ø 81.00	4 Cyl.	16V	89kW/121PS	DOHC	TD20496
CAM939 ■						FOL237 ■ (x4) FOL238 ■ (x4) FOL239 ■ (x4) FOL240 ■ (x4)		
2.0 Diesel	CAGB	1968cc	Ø 81.00	4 Cyl.	16V	100kW/136PS	DOHC	TD20598
2.0 Diesel	CAHA	1968cc	Ø 81.00	4 Cyl.	16V	125kW/170PS	DOHC	TD20602
2.0 Diesel	CAHB	1968cc	Ø 81.00	4 Cyl.	16V	120kW/163PS	DOHC	TD20864
2.0 Diesel	CGLC	1968cc	Ø 81.00	4 Cyl.	16V	130kW/177PS	DOHC	TD24870
2.0 Diesel	CGLD	1968cc	Ø 81.00	4 Cyl.	16V	120kW/163PS	DOHC	TD24943
2.0 Diesel	CGLE	1968cc	Ø 81.00	4 Cyl.	16V	100kW/136PS	DOHC	TD26329
2.0 Diesel	CMGB	1968cc	Ø 81.00	4 Cyl.	16V	130kW/177PS	DOHC	TD24871
CAM961 ■ CAM962 ■						FOL210 (x16)	FOL195 (x16) [11]	[11] Hydraulic
2.2	AAN	2226cc	Ø 81.00	5 Cyl.	20V	169kW/230PS	DOHC	TD225
							FOL92 (x20) [11]	[11] Hydraulic
2.3	AAR	2309cc	Ø 82.50	5 Cyl.	10V	98kW/133PS	SOHC	TD4194
							FOL92 (x10) [11]	[11] Hydraulic
2.4	AGA	2393cc	Ø 81.00	6 Cyl.	30V	121kW/165PS		TD9515
2.4	AJG	2393cc	Ø 81.00	6 Cyl.	30V	120kW/163PS	DOHC	TD13928
2.4	ALF	2393cc	Ø 81.00	6 Cyl.	30V	121kW/165PS	DOHC	TD11359
2.4	ALW	2393cc	Ø 81.00	6 Cyl.	30V	100kW/136PS	DOHC	TD11088
2.4	AML	2393cc	Ø 81.00	6 Cyl.	30V	121kW/165PS		TD13951
2.4	APC	2393cc	Ø 81.00	6 Cyl.	30V	115kW/156PS	DOHC	TD11360
2.4	APS	2393cc	Ø 81.00	6 Cyl.	30V	120kW/163PS	DOHC	TD13952
2.4	APZ	2393cc	Ø 81.00	6 Cyl.	30V	121kW/165PS	DOHC	TD13954
2.4	ARJ	2393cc	Ø 81.00	6 Cyl.	30V	121kW/165PS	DOHC	TD13953
2.4	ARN	2393cc	Ø 81.00	6 Cyl.	30V	100kW/136PS	DOHC	TD14028
2.4	ASM	2393cc	Ø 81.00	6 Cyl.	30V	100kW/136PS	DOHC	TD15330
2.4	BDV	2393cc	Ø 81.00	6 Cyl.	30V	125kW/170PS	DOHC	TD16410
							FOL133 ■ (x18) [11] FOL141 ■ (x12) [11]	[11] Hydraulic
2.5 Diesel	AAT	2461cc	Ø 81.00	5 Cyl.	10V	85kW/116PS	SOHC	TD228
2.5 Diesel	AEL	2461cc	Ø 81.00	5 Cyl.	10V	103kW/140PS	SOHC	TD245
CAM442							FOL92 (x10) [11]	[11] Hydraulic



27 A6

06/94→05/13

2.5 Diesel	AFB	2496cc	∅ 78.30	6 Cyl.	24V	110kW/150PS	DOHC	TD9517
2.5 Diesel	AKE	2496cc	∅ 78.30	6 Cyl.	24V	132kW/180PS	DOHC	TD15312
2.5 Diesel	AKN	2496cc	∅ 78.30	6 Cyl.	24V	110kW/150PS	DOHC	TD11356
2.5 Diesel	AYM	2496cc	∅ 78.30	6 Cyl.	24V	114kW/155PS	DOHC	TD16384
2.5 Diesel	BFC	2496cc	∅ 78.30	6 Cyl.	24V	120kW/163PS	DOHC	TD16858
CAM700 ■ [3] CAM701 ■ [4] CAM702 ■ [4] CAM703 ■ [3]						FOL159 (x24)	FOL158 (x24) [11] TTP4 (x24)	[3] For Cylinders 1-3 [4] For Cylinders 4-6 [11] Hydraulic
2.5 Diesel	BAU	2496cc	∅ 78.30	6 Cyl.	24V	132kW/180PS	DOHC	TD17033
2.5 Diesel	BCZ	2496cc	∅ 78.30	6 Cyl.	24V	120kW/163PS	DOHC	TD16859
2.5 Diesel	BDG	2496cc	∅ 78.30	6 Cyl.	24V	120kW/163PS	DOHC	TD16860
2.5 Diesel	BDH	2496cc	∅ 78.30	6 Cyl.	24V	132kW/180PS	DOHC	TD17034
2.5 Diesel	BND	2496cc	∅ 78.30	6 Cyl.	24V	132kW/180PS	DOHC	TD19131
CAM934 ■ [3] CAM935 ■ [4] CAM936 ■ [3] CAM937 ■ [4]						FOL210 (x24)	FOL195 (x24) [11]	[3] For Cylinders 1-3 [4] For Cylinders 4-6 [11] Hydraulic
2.6	ABC	2598cc	∅ 82.50	6 Cyl.	12V	110kW/150PS	SOHC	TD231
2.6	ACZ	2598cc	∅ 82.50	6 Cyl.	12V	102kW/139PS	SOHC	TD239
							FOL143 (x12) [11]	[11] Hydraulic
2.7	AJK	2671cc	∅ 81.00	6 Cyl.	30V	169kW/230PS	DOHC	TD10813
2.7	ARE	2671cc	∅ 81.00	6 Cyl.	30V	184kW/250PS	DOHC	TD15328
2.7	AZA	2671cc	∅ 81.00	6 Cyl.	30V	169kW/230PS	DOHC	TD17164
2.7	BES	2671cc	∅ 81.00	6 Cyl.	30V	184kW/250PS	DOHC	TD16432
							FOL133 ■ (x18) [11] FOL141 ■ (x12) [11]	[11] Hydraulic
2.7 Diesel	BPP	2698cc	∅ 81.40	6 Cyl.	24V	132kW/180PS	DOHC	TD18926
2.7 Diesel	BSG	2698cc	∅ 81.40	6 Cyl.	24V	120kW/163PS	DOHC	TD18030
2.7 Diesel	CANA	2698cc	∅ 81.40	6 Cyl.	24V	140kW/190PS	DOHC	TD21172
2.7 Diesel	CANB	2698cc	∅ 83.00	6 Cyl.	24V	120kW/163PS	DOHC	TD22658
2.7 Diesel	CANC	2698cc	∅ 83.00	6 Cyl.	24V	140kW/190PS	DOHC	TD22659
2.7 Diesel	CAND	2698cc	∅ 83.00	6 Cyl.	24V	120kW/163PS	DOHC	TD23099
						FOL210 (x24)	FOL195 (x24) [11]	[11] Hydraulic
2.8	AAH	2771cc	∅ 82.50	6 Cyl.	12V	128kW/174PS	SOHC	TD224
2.8	AEJ	2771cc	∅ 82.50	6 Cyl.	12V	120-128kW/163-174PS	SOHC	TD9541
2.8	AFC	2771cc	∅ 82.50	6 Cyl.	12V	120kW/163PS	SOHC	TD246
							FOL143 (x12) [11]	[11] Hydraulic
2.8	BDX	2773cc	∅ 84.50	6 Cyl.	24V	154kW/210PS	DOHC	TD20108
2.8	CCDA	2773cc	∅ 84.50	6 Cyl.	24V	140kW/190PS	DOHC	TD21174
2.8	CCEA	2773cc	∅ 84.50	6 Cyl.	24V	162kW/220PS	DOHC	TD21175
						FOL248C ■ (x12) [26]		[26] Hydraulic Lifter & Rocker Arm Assembly



27 A6 06/94→05/13

2.8	ACK	2771cc	Ø 82.50	6 Cyl.	30V	142kW/193PS	DOHC	TD4197
2.8	AGE	2771cc	Ø 82.50	6 Cyl.	30V	132kW/180PS	DOHC	TD15616
2.8	ALG	2771cc	Ø 82.50	6 Cyl.	30V	142kW/193PS	DOHC	TD9516
2.8	AMX	2771cc	Ø 82.50	6 Cyl.	30V	142kW/193PS	DOHC	TD13930
2.8	APR	2771cc	Ø 82.50	6 Cyl.	30V	142kW/193PS	DOHC	TD13931
2.8	AQD	2771cc	Ø 82.50	6 Cyl.	30V	142kW/193PS	DOHC	TD13932
2.8	ATX	2771cc	Ø 82.50	6 Cyl.	30V	140kW/190PS	DOHC	TD15617
3.0	ASN	2976cc	Ø 82.50	6 Cyl.	30V	162kW/220PS	DOHC	TD15346
							FOL133 ■ (x18) [11] FOL141 ■ (x12) [11]	[11] Hydraulic
3.0 Diesel	ASB	2967cc	Ø 83.00	6 Cyl.	24V	171kW/232PS	DOHC	TD17336
3.0 Diesel	BMK	2967cc	Ø 83.00	6 Cyl.	24V	165kW/224PS	DOHC	TD17845
3.0 Diesel	BNG	2967cc	Ø 83.00	6 Cyl.	24V	155kW/211PS	DOHC	TD17337
3.0 Diesel	CDUC	2967cc	Ø 83.00	6 Cyl.	24V	180kW/245PS	DOHC	TD24761
3.0 Diesel	CDYA	2967cc	Ø 83.00	6 Cyl.	24V	176kW/240PS	DOHC	TD21177
3.0 Diesel	CDYB	2967cc	Ø 83.00	6 Cyl.	24V	155kW/211PS	DOHC	TD22955
3.0 Diesel	CDYC	2967cc	Ø 83.00	6 Cyl.	24V	176kW/240PS	DOHC	TD22973
3.0 Diesel	CGQB	2995cc		6 Cyl.	24V	230kW/313PS	DOHC	TD24944
3.0 Diesel	CKVB	2967cc	Ø 83.00	6 Cyl.	24V	180kW/245PS	DOHC	TD24762
3.0 Diesel	CKVC	2967cc	Ø 83.00	6 Cyl.	24V	180kW/245PS	DOHC	TD25668
3.0 Diesel	CLAA	2967cc	Ø 83.00	6 Cyl.	24V	150kW/204PS	DOHC	TD24873
3.0 Diesel	CLAB	2967cc	Ø 83.00	6 Cyl.	24V	150kW/204PS	DOHC	TD24760
						FOL210 (x24)	FOL195 (x24) [11]	[11] Hydraulic
3.2	AUK	3123cc	Ø 84.50	6 Cyl.	24V	188kW/256PS	DOHC	TD17376
3.2	BKH	3123cc	Ø 84.50	6 Cyl.	24V	188kW/255PS	DOHC	TD19706
							FOL167 (x24) [11]	[11] Hydraulic
3.2	CALA	3197cc	Ø 85.50	6 Cyl.	24V	195kW/265PS	DOHC	TD20005
						FOL248C ■ (x12) [26]	FOL167 (x24) [11]	[11] Hydraulic [26] Hydraulic Lifter & Rocker Arm Assembly
4.2	AEC	4172cc	Ø 84.50	8 Cyl.	32V	213kW/290PS	DOHC	TD244
							FOL141 (x32) [11]	[11] Hydraulic









28 A7 10/10→

3.0 Diesel	CDUC	2967cc	Ø 83.00	6 Cyl.	24V	180kW/245PS	DOHC	TD24761
3.0 Diesel	CGQB	2995cc		6 Cyl.	24V	230kW/313PS	DOHC	TD24944
3.0 Diesel	CKVB	2967cc	Ø 83.00	6 Cyl.	24V	180kW/245PS	DOHC	TD24762
3.0 Diesel	CKVC	2967cc	Ø 83.00	6 Cyl.	24V	180kW/245PS	DOHC	TD25668
3.0 Diesel	CLAA	2967cc	Ø 83.00	6 Cyl.	24V	150kW/204PS	DOHC	TD24873
3.0 Diesel	CLAB	2967cc	Ø 83.00	6 Cyl.	24V	150kW/204PS	DOHC	TD24760
						FOL210 (x24)	FOL195 (x24) [11]	[11] Hydraulic



29 A8

03/94→07/10

2.5 Diesel	AFB	2496cc	∅ 78.30	6 Cyl.	24V	110kW/150PS	DOHC	TD9517
2.5 Diesel	AKE	2496cc	∅ 78.30	6 Cyl.	24V	132kW/180PS	DOHC	TD15312
2.5 Diesel	AKN	2496cc	∅ 78.30	6 Cyl.	24V	110kW/150PS	DOHC	TD11356
CAM700  [3]						FOL159 (x24)	FOL158 (x24) [11] TTP4 (x24)	[3] For Cylinders 1-3 [4] For Cylinders 4-6 [11] Hydraulic
CAM701  [4]								
CAM702  [4]								
CAM703  [3]								
2.8	AAH	2771cc	∅ 82.50	6 Cyl.	12V	128kW/174PS	SOHC	TD224
2.8	AEJ	2771cc	∅ 82.50	6 Cyl.	12V	120-128kW/163-174PS	SOHC	TD9541
							FOL143 (x12) [11]	[11] Hydraulic
2.8	BDX	2773cc	∅ 84.50	6 Cyl.	24V	154kW/210PS	DOHC	TD20108
						FOL248C  (x12) [26]		[26] Hydraulic Lifter & Rocker Arm Assembly
2.8	ACK	2771cc	∅ 82.50	6 Cyl.	30V	142kW/193PS	DOHC	TD4197
2.8	ALG	2771cc	∅ 82.50	6 Cyl.	30V	142kW/193PS	DOHC	TD9516
2.8	AMX	2771cc	∅ 82.50	6 Cyl.	30V	142kW/193PS	DOHC	TD13930
2.8	APR	2771cc	∅ 82.50	6 Cyl.	30V	142kW/193PS	DOHC	TD13931
2.8	AQD	2771cc	∅ 82.50	6 Cyl.	30V	142kW/193PS	DOHC	TD13932
3.0	ASN	2976cc	∅ 82.50	6 Cyl.	30V	162kW/220PS	DOHC	TD15346
							FOL133  (x18) [11] FOL141  (x12) [11]	[11] Hydraulic
3.0 Diesel	ASB	2967cc	∅ 83.00	6 Cyl.	24V	171kW/232PS	DOHC	TD17336
3.0 Diesel	BNG	2967cc	∅ 83.00	6 Cyl.	24V	155kW/211PS	DOHC	TD17337
3.0 Diesel	CDTA	2967cc	∅ 83.00	6 Cyl.	24V	184kW/250PS	DOHC	TD23973
3.0 Diesel	CDTB	2967cc	∅ 83.00	6 Cyl.	24V	155kW/211PS	DOHC	TD25770
3.0 Diesel	CLAB	2967cc	∅ 83.00	6 Cyl.	24V	150kW/204PS	DOHC	TD24760
3.0 Diesel	CMHA	2967cc	∅ 83.00	6 Cyl.	24V	184kW/250PS	DOHC	TD25723
						FOL210 (x24)	FOL195 (x24) [11]	[11] Hydraulic
3.7	AEW	3697cc	∅ 84.50	8 Cyl.	32V	169kW/230PS	DOHC	TD4201
							FOL141 (x32) [11]	[11] Hydraulic
4.0 Diesel	ASE	3936cc	∅ 81.00	8 Cyl.	32V	202kW/275PS	DOHC	TD17030
						FOL210 (x32)	FOL195 (x32) [11]	[11] Hydraulic
4.2	ABZ	4172cc	∅ 84.50	8 Cyl.	32V	220kW/299PS	DOHC	TD4196
4.2	AEM	4172cc	∅ 84.50	8 Cyl.	32V	180kW/245PS	DOHC	TD4200
							FOL92 (x32) [11] →eng.4D-T-008 226 FOL141 (x32) [11] eng.4D-T-008 227→	[11] Hydraulic
4.2	AHC	4172cc	∅ 84.50	8 Cyl.	32V	250kW/340PS	DOHC	TD4203
							FOL141  (x16) [11]	[11] Hydraulic
4.2 Diesel	BMC	4134cc	∅ 83.00	8 Cyl.	32V	235kW/320PS	DOHC	TD18192
4.2 Diesel	BVN	4134cc	∅ 83.00	8 Cyl.	32V	240kW/326PS	DOHC	TD18992
4.2 Diesel	CDSB	4134cc	∅ 83.00	8 Cyl.	32V	258kW/351PS	DOHC	TD23974
						FOL210 (x32)	FOL195 (x32) [11]	[11] Hydraulic



30 Allroad 05/00→08/05

2.5 Diesel	AKE	2496cc	∅ 78.30	6 Cyl.	24V	132kW/180PS	DOHC	TD15312
CAM700 ■ [3] CAM701 ■ [4] CAM702 ■ [4] CAM703 ■ [3]						FOL159 (x24)	FOL158 (x24) [11] TTP4 (x24)	[3] For Cylinders 1-3 [4] For Cylinders 4-6 [11] Hydraulic
2.5 Diesel	BAU	2496cc	∅ 78.30	6 Cyl.	24V	132kW/180PS	DOHC	TD17033
2.5 Diesel	BCZ	2496cc	∅ 78.30	6 Cyl.	24V	120kW/163PS	DOHC	TD16859
CAM934 ■ [3] CAM935 ■ [4] CAM936 ■ [3] CAM937 ■ [4]						FOL210 (x24)	FOL195 (x24) [11]	[3] For Cylinders 1-3 [4] For Cylinders 4-6 [11] Hydraulic
2.7	ARE	2671cc	∅ 81.00	6 Cyl.	30V	184kW/250PS	DOHC	TD15328
2.7	BES	2671cc	∅ 81.00	6 Cyl.	30V	184kW/250PS	DOHC	TD16432
							FOL133 ■ (x18) [11] FOL141 ■ (x12) [11]	[11] Hydraulic

31 Cabriolet 05/91→08/00

1.8	ADR	1781cc	∅ 81.00	4 Cyl.	20V	92kW/125PS	DOHC	TD241
							FOL133 ■ (x12) [11] FOL141 ■ (x8) [11]	[11] Hydraulic
1.9 Diesel	1Z	1896cc	∅ 79.50	4 Cyl.	8V	66kW/89PS	SOHC	TD214
CAM668 →12/93 CAM441 01/94→							FOL92 (x8) [11]	[11] Hydraulic
1.9 Diesel	AHU	1896cc	∅ 79.50	4 Cyl.	8V	66kW/89PS	SOHC	TD10814
CAM441							FOL92 (x8) [11]	[11] Hydraulic
2.0	ABK	1984cc	∅ 82.50	4 Cyl.	8V	85kW/116PS	SOHC	TD233
							FOL143 (x8) [11]	[11] Hydraulic
2.0	ACE	1984cc	∅ 82.50	4 Cyl.	16V	103kW/140PS	DOHC	TD238
CAM739 ■ CAM740 ■							FOL92 (x16) [11]	[11] Hydraulic
2.3	NG	2309cc	∅ 82.50	5 Cyl.	10V	98-100kW/133-136PS	SOHC	TD302
							FOL92 (x10) [11]	[11] Hydraulic
2.6	ABC	2598cc	∅ 82.50	6 Cyl.	12V	110kW/150PS	SOHC	TD231
2.6	ACZ	2598cc	∅ 82.50	6 Cyl.	12V	102kW/139PS	SOHC	TD239
2.8	AAH	2771cc	∅ 82.50	6 Cyl.	12V	128kW/174PS	SOHC	TD224
							FOL143 (x12) [11]	[11] Hydraulic

32 Coupe 07/80→12/96

1.6	YN	1588cc	∅ 79.50	4 Cyl.	8V	55kW/75PS	SOHC	TD358
							FOL91 (x8) [13]	[13] Mechanical
1.8	DS	1781cc	∅ 81.00	4 Cyl.	8V	66kW/89PS	SOHC	TD253
1.8	JN	1781cc	∅ 81.00	4 Cyl.	8V	66kW/89PS	SOHC	TD4208
1.8	SF	1781cc	∅ 81.00	4 Cyl.	8V	64kW/87PS	SOHC	TD325
							FOL92 (x8) [11]	[11] Hydraulic



32 Coupe

07/80→12/96

1.8	DZ	1781cc	∅ 81.00	4 Cyl.	8V	82kW/111PS	SOHC	TD256
1.8	PV	1781cc	∅ 81.00	4 Cyl.	8V	82kW/111PS		TD311
CAM411							FOL92 (x8) [11]	[11] Hydraulic
1.9	WN	1921cc	∅ 79.50	5 Cyl.	10V	85kW/116PS	SOHC	TD339
							FOL91 (x10) [13]	[13] Mechanical
2.0	3A	1984cc	∅ 82.50	4 Cyl.	8V	83kW/113PS	SOHC	TD4191
2.0	AAD	1984cc	∅ 82.50	4 Cyl.	8V	85kW/116PS	SOHC	TD222
							FOL92 (x8) [11]	[11] Hydraulic
2.0	ABK	1984cc	∅ 82.50	4 Cyl.	8V	85kW/116PS	SOHC	TD233
							FOL143 (x8) [11]	[11] Hydraulic
2.0	JS	1994cc	∅ 81.00	5 Cyl.	10V	85kW/116PS	SOHC	TD274
2.0	SK	1994cc	∅ 81.00	5 Cyl.	10V	85kW/116PS	SOHC	TD327
							FOL92 (x10) [11]	[11] Hydraulic
2.0	6A	1984cc	∅ 82.50	4 Cyl.	16V	101kW/137PS	DOHC	TD4193
2.0	ACE	1984cc	∅ 82.50	4 Cyl.	16V	103kW/140PS	DOHC	TD238
CAM739 ■							FOL92 (x16) [11]	[11] Hydraulic
CAM740 ■								
2.0	NM	1994cc	∅ 81.00	5 Cyl.	20V	118kW/160PS	SOHC	TD303
							FOL92 (x20) [11]	[11] Hydraulic
2.1	KE	2144cc	∅ 79.50	5 Cyl.	10V	96kW/131PS	SOHC	TD281
2.1	KL	2144cc	∅ 79.50	5 Cyl.	10V	96kW/131PS	SOHC	TD288
							FOL91 (x10) [13]	[13] Mechanical
2.2	JT	2226cc	∅ 81.00	5 Cyl.	10V	88kW/120PS	SOHC	TD276
2.2	KV	2226cc	∅ 81.00	5 Cyl.	10V	100kW/136PS	SOHC	TD4209
2.2	KX	2226cc	∅ 81.00	5 Cyl.	10V	85kW/116PS	SOHC	TD293
							FOL92 (x10) [11]	[11] Hydraulic
2.2	3B	2226cc	∅ 81.00	5 Cyl.	20V	162kW/220PS	DOHC	TD4192
2.2	ABY	2226cc	∅ 81.00	5 Cyl.	20V	169kW/230PS	DOHC	TD237
							FOL92 (x20) [11]	[11] Hydraulic
2.3	NG	2309cc	∅ 82.50	5 Cyl.	10V	98-100kW/133-136PS	SOHC	TD302
							FOL92 (x10) [11]	[11] Hydraulic
2.3	7A	2309cc	∅ 82.50	5 Cyl.	20V	125kW/170PS	DOHC	TD221
							FOL92 (x20) [11]	[11] Hydraulic
2.6	ABC	2598cc	∅ 82.50	6 Cyl.	12V	110kW/150PS	SOHC	TD231
2.8	AAH	2771cc	∅ 82.50	6 Cyl.	12V	128kW/174PS	SOHC	TD224
							FOL143 (x12) [11]	[11] Hydraulic



33 Q3 06/11→

1.4	CHPB	1395cc	Ø 76.50	4 Cyl.	16V	110kW/150PS	DOHC	TD28307
							FOL207 (x16) [11]	[11] Hydraulic
2.0 Diesel	CFFA	1968cc	Ø 81.00	4 Cyl.	16V	100kW/136PS	DOHC	TD23858
2.0 Diesel	CFGC	1968cc	Ø 81.00	4 Cyl.	16V	130kW/177PS	DOHC	TD25727
2.0 Diesel	CFGD	1968cc	Ø 81.00	4 Cyl.	16V	120kW/163PS	DOHC	TD25728
2.0 Diesel	CLLB	1968cc	Ø 81.00	4 Cyl.	16V	130kW/177PS	DOHC	TD25729
CAM961 ■ CAM962 ■						FOL210 (x16)	FOL195 (x16) [11]	[11] Hydraulic

34 Q5 11/08→

2.0	CAEB	1984cc	Ø 82.50	4 Cyl.	16V	155kW/211PS	DOHC	TD21116
2.0	CDNB	1984cc	Ø 82.50	4 Cyl.	16V	132kW/180PS	DOHC	TD20936
2.0	CDNC	1984cc	Ø 82.50	4 Cyl.	16V	155kW/211PS	DOHC	TD20937
2.0	CPMA	1984cc	Ø 82.50	4 Cyl.	16V	155kW/211PS	DOHC	TD26715
						FOL248C ■ (x8) [26]	FOL167 (x16) [11]	[11] Hydraulic [26] Hydraulic Lifter & Rocker Arm Assembly
2.0 Diesel	CAGA	1968cc	Ø 81.00	4 Cyl.	16V	105kW/143PS	DOHC	TD20597
2.0 Diesel	CAGB	1968cc	Ø 81.00	4 Cyl.	16V	100kW/136PS	DOHC	TD20598
2.0 Diesel	CAHA	1968cc	Ø 81.00	4 Cyl.	16V	125kW/170PS	DOHC	TD20602
2.0 Diesel	CAHB	1968cc	Ø 81.00	4 Cyl.	16V	120kW/163PS	DOHC	TD20864
2.0 Diesel	CGLA	1968cc	Ø 81.00	4 Cyl.	16V	120kW/163PS	DOHC	TD24406
2.0 Diesel	CGLB	1968cc	Ø 81.00	4 Cyl.	16V	125kW/170PS	DOHC	TD24948
2.0 Diesel	CGLC	1968cc	Ø 81.00	4 Cyl.	16V	130kW/177PS	DOHC	TD24870
2.0 Diesel	CGLD	1968cc	Ø 81.00	4 Cyl.	16V	120kW/163PS	DOHC	TD24943
2.0 Diesel	CJCA	1968cc	Ø 81.00	4 Cyl.	16V	105kW/143PS	DOHC	TD24949
2.0 Diesel	CJCB	1968cc	Ø 81.00	4 Cyl.	16V	100kW/136PS	DOHC	TD24941
2.0 Diesel	CJCD	1968cc	Ø 81.00	4 Cyl.	16V	110kW/150PS	DOHC	TD27985
2.0 Diesel	CMGA	1968cc	Ø 81.00	4 Cyl.	16V	125kW/170PS	DOHC	TD25767
2.0 Diesel	CMGB	1968cc	Ø 81.00	4 Cyl.	16V	130kW/177PS	DOHC	TD24871
CAM961 ■ CAM962 ■						FOL210 (x16)	FOL195 (x16) [11]	[11] Hydraulic
3.0 Diesel	CCWA	2967cc	Ø 83.00	6 Cyl.	24V	176kW/240PS	DOHC	TD20600
3.0 Diesel	CCWB	2967cc	Ø 83.00	6 Cyl.	24V	155kW/211PS	DOHC	TD21029
3.0 Diesel	CGQB	2995cc		6 Cyl.	24V	230kW/313PS	DOHC	TD24944
						FOL210 (x24)	FOL195 (x24) [11]	[11] Hydraulic
3.2	CALB	3197cc	Ø 85.50	6 Cyl.	24V	199kW/270PS	DOHC	TD21357
						FOL248C ■ (x12) [26]	FOL167 (x24) [11]	[11] Hydraulic [26] Hydraulic Lifter & Rocker Arm Assembly



35 Q7 03/06→05/12

3.0 Diesel	BUG	2967cc	∅ 83.00	6 Cyl.	24V	171kW/233PS	DOHC	TD18996
3.0 Diesel	BUN	2967cc	∅ 83.00	6 Cyl.	24V	155kW/211PS	DOHC	TD19881
3.0 Diesel	CASA	2967cc	∅ 83.00	6 Cyl.	24V	176kW/240PS	DOHC	TD20709
3.0 Diesel	CASB	2967cc	∅ 83.00	6 Cyl.	24V	155kW/211PS	DOHC	TD21315
3.0 Diesel	CATA	2967cc	∅ 83.00	6 Cyl.	24V	165kW/224PS	DOHC	TD22660
3.0 Diesel	CCMA	2967cc	∅ 83.00	6 Cyl.	24V	176kW/240PS	DOHC	TD21316
3.0 Diesel	CJGA	2967cc	∅ 83.00	6 Cyl.	24V	176kW/240PS	DOHC	TD24959
3.0 Diesel	CJGC	2967cc	∅ 83.00	6 Cyl.	24V	150kW/204PS	DOHC	TD24396
3.0 Diesel	CJGD	2967cc	∅ 83.00	6 Cyl.	24V	180kW/245PS	DOHC	TD25215
3.0 Diesel	CJMA	2967cc	∅ 83.00	6 Cyl.	24V	150kW/204PS	DOHC	TD24397
3.0 Diesel	CRCA	2967cc	∅ 83.00	6 Cyl.	24V	180kW/245PS	DOHC	TD25216
						FOL210 (x24)	FOL195 (x24) [11]	[11] Hydraulic
4.2 Diesel	BTR	4134cc	∅ 83.00	8 Cyl.	32V	240kW/326PS	DOHC	TD19883
4.2 Diesel	CCFA	4134cc	∅ 83.00	8 Cyl.	32V	250kW/340PS	DOHC	TD23106
4.2 Diesel	CCFC	4134cc	∅ 83.00	8 Cyl.	32V	250kW/340PS	DOHC	TD24958
						FOL210 (x32)	FOL195 (x32) [11]	[11] Hydraulic
6.0 Diesel	CCGA	5934cc		12 Cyl.	48V	368kW/500PS	DOHC	TD21318
						FOL210 (x48)	FOL195 (x48) [11]	[11] Hydraulic

36 Quattro 12/84→07/91

2.2	JT	2226cc	∅ 81.00	5 Cyl.	10V	88kW/120PS	SOHC	TD276
2.2	KV	2226cc	∅ 81.00	5 Cyl.	10V	100kW/136PS	SOHC	TD4209
							FOL92 (x10) [11]	[11] Hydraulic
2.2	RR	2226cc	∅ 81.00	5 Cyl.	20V	162kW/220PS	DOHC	TD316
							FOL92 (x20) [11]	[11] Hydraulic

37 TT 10/98→06/10

1.8	AJQ	1781cc	∅ 81.00	4 Cyl.	20V	132kW/180PS	DOHC	TD11347
CAM743 ■							FOL133 ■ (x12) [11]	[11] Hydraulic
CAM744 ■							FOL141 ■ (x8) [11]	
1.8	APP	1781cc	∅ 81.00	4 Cyl.	20V	132kW/180PS	DOHC	TD11591
CAM743 ■							FOL133 ■ (x12) [11]	[11] Hydraulic
→eng.8N-1-010 000							FOL141 ■ (x8) [11]	
CAM744 ■								
1.8	APX	1781cc	∅ 81.00	4 Cyl.	20V	121/162kW/165/221PS	DOHC	TD11349
CAM743 ■							FOL133 (x12) [11]	[11] Hydraulic
CAM744 ■							FOL141 (x8) [11]	
1.8	ARY	1781cc	∅ 81.00	4 Cyl.	20V	132kW/180PS	DOHC	TD15352
1.8	AUM	1781cc	∅ 81.00	4 Cyl.	20V	110kW/150PS	DOHC	TD15629
1.8	AUQ	1781cc	∅ 81.00	4 Cyl.	20V	132kW/180PS	DOHC	TD15353
1.8	BAM	1781cc	∅ 81.00	4 Cyl.	20V	165kW/224PS	DOHC	TD16331
CAM744 ■							FOL133 ■ (x12) [11]	[11] Hydraulic
							FOL141 ■ (x8) [11]	





37 TT 10/98→06/10

1.8	AWP	1781cc	Ø 81.00	4 Cyl.	20V	132kW/180PS	DOHC	TD15356	
1.8	BVP	1781cc	Ø 81.00	4 Cyl.	20V	120kW/163PS	DOHC	TD18490	
1.8	BVR	1781cc	Ø 81.00	4 Cyl.	20V	140kW/190PS	DOHC	TD18493	
CAM744							FOL133 (x12) [11] FOL141 (x8) [11]	[11] Hydraulic	
2.0	BPY	1984cc	Ø 82.50	4 Cyl.	16V	147kW/200PS	DOHC	TD20704	
2.0	BWA	1984cc	Ø 82.50	4 Cyl.	16V	147kW/200PS	DOHC	TD19199	
2.0	CDLA	1984cc	Ø 82.50	4 Cyl.	16V	195kW/265PS	DOHC	TD21734	
2.0	CDLB	1984cc	Ø 82.50	4 Cyl.	16V	200kW/272PS	DOHC	TD21735	
2.0	CDMA	1984cc	Ø 82.50	4 Cyl.	16V	195kW/265PS	DOHC	TD24962	
							FOL224 (x16)	FOL167 (x16) [11]	[11] Hydraulic
2.0	CCTA	1984cc	Ø 82.50	4 Cyl.	16V	147kW/200PS	DOHC	TD22666	
2.0	CCZA	1984cc	Ø 82.50	4 Cyl.	16V	147kW/200PS	DOHC	TD22170	
							FOL167 (x16) [11]	[11] Hydraulic	
2.0	CESA	1984cc	Ø 82.50	4 Cyl.	16V	155kW/211PS	DOHC	TD24753	
2.0	CETA	1984cc	Ø 82.50	4 Cyl.	16V	155kW/211PS	DOHC	TD24754	
							FOL248C (x8) [26]	FOL167 (x16) [11]	[11] Hydraulic [26] Hydraulic Lifter & Rocker Arm Assembly
2.0 Diesel	CBBB	1968cc	Ø 81.00	4 Cyl.	16V	125kW/170PS	DOHC	TD20939	
2.0 Diesel	CFGB	1968cc	Ø 81.00	4 Cyl.	16V	125kW/170PS	DOHC	TD23857	
CAM961 CAM962							FOL210 (x16)	FOL195 (x16) [11]	[11] Hydraulic
2.5	CEPA	2480cc	Ø 82.50	5 Cyl.	20V	250kW/340PS	DOHC	TD23089	
2.5	CEPB	2480cc	Ø 82.50	5 Cyl.	20V	265kW/360PS	DOHC	TD25430	
							FOL224 (x20)	FOL167 (x20) [11]	[11] Hydraulic

38 V8 10/88→02/94

3.6	PT	3562cc	Ø 81.00	8 Cyl.	32V	184kW/250PS	DOHC	TD310
4.2	ABH	4172cc	Ø 84.50	8 Cyl.	32V	206kW/280PS	DOHC	TD4195
							FOL141 (x32) [11]	[11] Hydraulic



39 Allegro		05/73→12/84						
1.0	A/A+ Series (99H)	998cc	Ø 64.56	4 Cyl.	8V	29-33kW/39-45PS	OHV	TD4215
1.1	A series (10H)	1098cc	Ø 64.56	4 Cyl.	8V	33kW/45PS	OHV	TD384
1.3	A+ Series (12 H)	1275cc	Ø 70.62	4 Cyl.	8V	40-49kW/54-67PS	OHV	TD381
1.3	A Series (12 L)	1275cc	Ø 70.62	4 Cyl.	8V	43kW/58PS	OHV	TD22494
							FOL35 (x8) [13]	[13] Mechanical

40 Maestro		03/83→09/92						
1.3	A+ Series (12 H)	1275cc	Ø 70.62	4 Cyl.	8V	40-49kW/54-67PS	OHV	TD381
1.3	A+ Series (12 H999)	1275cc	Ø 70.62	4 Cyl.	8V	46kW/63PS	OHV	TD5458
1.3	A+ Series (12 HC)	1275cc	Ø 70.62	4 Cyl.	8V	46kW/63PS	OHV	TD5459
1.3	A+ Series (12 HE)	1275cc	Ø 70.62	4 Cyl.	8V	50kW/68PS	OHV	TD22435
							FOL35 (x8) [13]	[13] Mechanical

41 Metro		10/80→04/90						
1.0	A/A+ Series (99H)	998cc	Ø 64.56	4 Cyl.	8V	29-33kW/39-45PS	OHV	TD4215
1.0	A + series (99H)	998cc	Ø 64.56	4 Cyl.	8V	35kW/48PS	OHV	TD383
1.3	12 HA85AA	1275cc	Ø 70.62	4 Cyl.	8V	66kW/89PS	OHV	TD5469
1.3	A+ Series (12 H)	1275cc	Ø 70.62	4 Cyl.	8V	40-49kW/54-67PS	OHV	TD381
1.3	A+ Series (12 H)	1275cc	Ø 70.62	4 Cyl.	8V	44kW/60PS	OHV	TD5470
1.3	A+ Series (12 H996)	1275cc	Ø 70.62	4 Cyl.	8V	52kW/71PS	OHV	TD13429
1.3	A+ Series (12 HA)	1275cc	Ø 70.62	4 Cyl.	8V	51kW/69PS	OHV	TD5468
1.3	A+ Series (12 HL)	1275cc	Ø 70.62	4 Cyl.	8V	46kW/63PS	OHV	TD16446
							FOL35 (x8) [13]	[13] Mechanical

42 Mini		01/67→06/93						
0.8	A Series	848cc	Ø 62.92	4 Cyl.	8V	25-26kW/34-35PS	OHV	TD13428
1.0	A/A+ Series (99H)	998cc	Ø 64.56	4 Cyl.	8V	29-33kW/39-45PS	OHV	TD4215
1.0	A+ Series (99H)	998cc	Ø 64.56	4 Cyl.	8V	31kW/42PS	OHV	TD5471
1.0	A+ Series (99H)	998cc	Ø 64.56	4 Cyl.	8V	31kW/42PS	OHV	TD5472
1.0	A+ Series (99H)	998cc	Ø 64.56	4 Cyl.	8V	31kW/42PS	OHV	TD5473
1.0	A+ Series (99H)	998cc	Ø 64.56	4 Cyl.	8V	31kW/42PS	OHV	TD5474
1.1	A series (10H)	1098cc	Ø 64.56	4 Cyl.	8V	33kW/45PS	OHV	TD384
1.3	A+ Series (12 H)	1275cc	Ø 70.62	4 Cyl.	8V	40-49kW/54-67PS	OHV	TD381
1.3	A Series (12 H)	1275cc	Ø 70.62	4 Cyl.	8V	53kW/72PS	OHV	TD22493
							FOL35 (x8) [13]	[13] Mechanical

43 Montego		04/84→10/88						
1.3	A+ Series (12 HL)	1275cc	Ø 70.62	4 Cyl.	8V	46kW/63PS	OHV	TD16446
							FOL35 (x8) [13]	[13] Mechanical

44 Sprite MK.IV		03/66→10/71						
1.3	12CC	1275cc	Ø 70.62	4 Cyl.	8V	48kW/65PS	OHV	TD22427
							FOL35 (x8) [13]	[13] Mechanical



45 Astramax 09/89→06/90

1.4	14 NV	1389cc	Ø 77.60	4 Cyl.	8V	55kW/75PS	SOHC	TD411
CAM365						FOL40 (x8)	FOL38 (x8) [11] TTP1 (x8)	[11] Hydraulic

46 Astra Van 09/84→08/91

1.3	13 S	1297cc	Ø 75.00	4 Cyl.	8V	42-55kW/57-75PS	SOHC	TD410
CAM316			CKS2316			FOL40 (x8)	FOL38 (x8) [11] TTP1 (x8)	[11] Hydraulic

1.4	14 NV	1389cc	Ø 77.60	4 Cyl.	8V	55kW/75PS	SOHC	TD411
CAM365						FOL40 (x8)	FOL38 (x8) [11] TTP1 (x8)	[11] Hydraulic

1.6	16 SV	1598cc	Ø 79.00	4 Cyl.	8V	60kW/81PS	SOHC	TD413
CAM359						FOL40 (x8)	FOL38 (x8) [11] TTP1 (x8)	[11] Hydraulic



47 1 (E81) 01/11→12/11

2.0 Diesel	N 47 D20 A	1995cc	Ø 84.00	4 Cyl.	16V	120-85kW/163-116PS	DOHC	TD19922
2.0 Diesel	N 47 D20 C	1995cc	Ø 84.00	4 Cyl.	16V	85-135kW/116-184PS	DOHC	TD24405
						FOL216 (x16)	FOL152 (x16) [11]	[11] Hydraulic

48 1 (E81, E87) 09/06→09/12

2.0 Diesel	M47 D20 (204D4)	1995cc	Ø 84.00	4 Cyl.	16V	85/130kW/116/177PS	DOHC	TD27472
						FOL186 (x16)	FOL152 (x16) [11]	[11] Hydraulic
2.0 Diesel	N 47 D20 A	1995cc	Ø 84.00	4 Cyl.	16V	120-85kW/163-116PS	DOHC	TD19922
2.0 Diesel	N 47 D20 B	1995cc	Ø 84.00	4 Cyl.	16V	150kW/204PS	DOHC	TD20845
2.0 Diesel	N 47 D20 C	1995cc	Ø 84.00	4 Cyl.	16V	85-135kW/116-184PS	DOHC	TD24405
2.0 Diesel	N 47 D20 D	1995cc	Ø 84.00	4 Cyl.	16V	150/160kW/204/218PS	DOHC	TD26347
						FOL216 (x16)	FOL152 (x16) [11]	[11] Hydraulic

49 1 (E82) 10/07→

2.0 Diesel	N 47 D20 A	1995cc	Ø 84.00	4 Cyl.	16V	120-85kW/163-116PS	DOHC	TD19922
2.0 Diesel	N 47 D20 B	1995cc	Ø 84.00	4 Cyl.	16V	150kW/204PS	DOHC	TD20845
2.0 Diesel	N 47 D20 C	1995cc	Ø 84.00	4 Cyl.	16V	85-135kW/116-184PS	DOHC	TD24405
2.0 Diesel	N 47 D20 D	1995cc	Ø 84.00	4 Cyl.	16V	150/160kW/204/218PS	DOHC	TD26347
						FOL216 (x16)	FOL152 (x16) [11]	[11] Hydraulic
3.0	N 55 B30 A	2979cc	Ø 84.00	6 Cyl.	24V	200-225kW/272-306PS	DOHC	TD24624
						FOL211 (x12)	FOL152 (x24) [11]	[11] Hydraulic

50 1 (E87) 11/03→09/12

2.0 Diesel	M47 D20 (204D4)	1995cc	Ø 84.00	4 Cyl.	16V	85/130kW/116/177PS	DOHC	TD27472
						FOL186 (x16)	FOL152 (x16) [11]	[11] Hydraulic
2.0 Diesel	N 47 D20 A	1995cc	Ø 84.00	4 Cyl.	16V	120-85kW/163-116PS	DOHC	TD19922
2.0 Diesel	N 47 D20 B	1995cc	Ø 84.00	4 Cyl.	16V	150kW/204PS	DOHC	TD20845
2.0 Diesel	N 47 D20 C	1995cc	Ø 84.00	4 Cyl.	16V	85-135kW/116-184PS	DOHC	TD24405
2.0 Diesel	N 47 D20 D	1995cc	Ø 84.00	4 Cyl.	16V	150/160kW/204/218PS	DOHC	TD26347
						FOL216 (x16)	FOL152 (x16) [11]	[11] Hydraulic

51 1 (E88) 03/08→

2.0 Diesel	N 47 D20 A	1995cc	Ø 84.00	4 Cyl.	16V	120-85kW/163-116PS	DOHC	TD19922
2.0 Diesel	N 47 D20 B	1995cc	Ø 84.00	4 Cyl.	16V	150kW/204PS	DOHC	TD20845
2.0 Diesel	N 47 D20 C	1995cc	Ø 84.00	4 Cyl.	16V	85-135kW/116-184PS	DOHC	TD24405
2.0 Diesel	N 47 D20 D	1995cc	Ø 84.00	4 Cyl.	16V	150/160kW/204/218PS	DOHC	TD26347
						FOL216 (x16)	FOL152 (x16) [11]	[11] Hydraulic
3.0	N 55 B30 A	2979cc	Ø 84.00	6 Cyl.	24V	200-225kW/272-306PS	DOHC	TD24624
						FOL211 (x12)	FOL152 (x24) [11]	[11] Hydraulic


52 1 (F20)

11/10→

1.6	N 13 B16 A	1598cc	Ø 85.80	4 Cyl.	16V	75/125kW/102/170PS	DOHC	TD26581
							FOL191 ■ (x16) [11] FOL185 ■ (x16) [11]	[11] Hydraulic
2.0 Diesel	N 47 D20 C	1995cc	Ø 84.00	4 Cyl.	16V	85-135kW/116-184PS	DOHC	TD24405
2.0 Diesel	N 47 D20 D	1995cc	Ø 84.00	4 Cyl.	16V	150/160kW/204/218PS	DOHC	TD26347
						FOL216 (x16)	FOL152 (x16) [11]	[11] Hydraulic
3.0	N 55 B30 A	2979cc	Ø 84.00	6 Cyl.	24V	200-225kW/272-306PS	DOHC	TD24624
						FOL211 ■ (x12)	FOL152 (x24) [11]	[11] Hydraulic

53 1 (F21)

12/11→

1.6	N 13 B16 A	1598cc	Ø 85.80	4 Cyl.	16V	75/125kW/102/170PS	DOHC	TD26581
							FOL191 ■ (x16) [11] FOL185 ■ (x16) [11]	[11] Hydraulic
2.0 Diesel	N 47 D20 C	1995cc	Ø 84.00	4 Cyl.	16V	85-135kW/116-184PS	DOHC	TD24405
2.0 Diesel	N 47 D20 D	1995cc	Ø 84.00	4 Cyl.	16V	150/160kW/204/218PS	DOHC	TD26347
						FOL216 (x16)	FOL152 (x16) [11]	[11] Hydraulic
3.0	N 55 B30 A	2979cc	Ø 84.00	6 Cyl.	24V	200-225kW/272-306PS	DOHC	TD24624
						FOL211 ■ (x12)	FOL152 (x24) [11]	[11] Hydraulic

54 2 (F22)

10/13→

2.0 Diesel	N 47 D20 C	1995cc	Ø 84.00	4 Cyl.	16V	85-135kW/116-184PS	DOHC	TD24405
2.0 Diesel	N 47 D20 D	1995cc	Ø 84.00	4 Cyl.	16V	150/160kW/204/218PS	DOHC	TD26347
						FOL216 (x16)	FOL152 (x16) [11]	[11] Hydraulic
3.0	N 55 B30 A	2979cc	Ø 84.00	6 Cyl.	24V	200-225kW/272-306PS	DOHC	TD24624
						FOL211 ■ (x12)	FOL152 (x24) [11]	[11] Hydraulic

55 3 (E21)

09/77→08/82

2.0	M 20 B20	1991cc	Ø 80.00	6 Cyl.	12V	90kW/122PS	CIH	TD5117
CAM410						FOL132 (x12)		

56 3 (E30)

09/82→06/94

1.6	M 40 B16	1596cc	Ø 84.00	4 Cyl.	8V	73kW/99PS	SOHC	TD5255
1.8	M 40 B18	1796cc	Ø 84.00	4 Cyl.	8V	83kW/113PS	SOHC	TD4224
CAM403	CKS9403					FOL80 (x8)	FOL79 (x8) [11]	[11] Hydraulic
2.0	M 20 B20	1991cc	Ø 80.00	6 Cyl.	12V	90kW/122PS	CIH	TD5117
CAM410						FOL132 (x12)		
2.3	M 20 B23	2316cc	Ø 80.00	6 Cyl.	12V	102-110kW/139-150PS	CIH	TD5259
CAM407 →09/87 CAM410 10/87→						FOL132 (x12)		
2.4 Diesel	M 21 D24 W	2443cc	Ø 80.00	6 Cyl.	12V	63kW/86PS	SOHC	TD5165
CAM423							FOL152 (x12) [11]	[11] Hydraulic



57 3 (E36)							09/90→08/00	
1.8	M 42 B18	1796cc	Ø 84.00	4 Cyl.	16V	103kW/140PS	DOHC	TD454
							FOL129 (x16) [11]	[11] Hydraulic
2.0	M50 B20 (206S1)	1991cc	Ø 80.00	6 Cyl.	24V	110kW/150PS	DOHC	TD28375
2.0	M50 B20 (206S2)	1991cc	Ø 80.00	6 Cyl.	24V	110kW/150PS	DOHC	TD28376
							FOL125 (x24) [8][11] →09/92 FOL129 (x24) [11] →09/94 10/92→ FOL131 (x24) [5][11] 10/94→	[5] Height: 24mm [8] Height: 26mm [11] Hydraulic
2.0	M52 B20 (206S3)	1991cc	Ø 80.00	6 Cyl.	24V	100kW/136PS	DOHC	TD28380
							FOL131 (x24) [5][11]	[5] Height: 24mm [11] Hydraulic
2.5	M50 B25 (256S1)	2494cc	Ø 84.00	6 Cyl.	24V	141kW/192PS	DOHC	TD28377
2.5	M50 B25 (256S2)	2494cc	Ø 84.00	6 Cyl.	24V	141kW/192PS	DOHC	TD28378
							FOL125 (x24) [8][11] →09/92 FOL129 (x24) [11] →09/94 10/92→ FOL131 (x24) [5][11] 10/94→	[5] Height: 24mm [8] Height: 26mm [11] Hydraulic
2.5	M52 B25 (256S3)	2494cc	Ø 84.00	6 Cyl.	24V	125kW/170PS	DOHC	TD28382
							FOL131 (x24) [5][11]	[5] Height: 24mm [11] Hydraulic
2.5 Diesel	M51 D25 (256T1)	2497cc	Ø 80.00	6 Cyl.	12V	85kW/115PS	SOHC	TD28379
							FOL125 (x12) [8][11] →09/92 FOL129 (x12) [11] →09/94 10/92→ FOL131 (x24) [5][11] 10/94→	[5] Height: 24mm [8] Height: 26mm [11] Hydraulic
2.8	M52 B28 (286S1)	2793cc	Ø 84.00	6 Cyl.	24V	141kW/192PS	DOHC	TD28384
							FOL131 (x24) [5][11]	[5] Height: 24mm [11] Hydraulic
58 3 (E46)							02/98→04/05	
2.0	M52 B20 (206S4)	1991cc	Ø 80.00	6 Cyl.	24V	110kW/150PS	DOHC	TD28381
							FOL131 (x24) [5][11]	[5] Height: 24mm [11] Hydraulic
2.0 Diesel	M47 D20 (204D1)	1951cc	Ø 84.00	4 Cyl.	16V	85kW/116PS	DOHC	TD28374
2.0 Diesel	M47 D20 (204D4)	1995cc	Ø 84.00	4 Cyl.	16V	85/130kW/116/177PS	DOHC	TD27472
						FOL186 (x16)	FOL152 (x16) [11]	[11] Hydraulic
2.2	M54 B22 (226S1)	2171cc	Ø 80.00	6 Cyl.	24V	120kW/163PS	DOHC	TD28215
2.5	M52 B25 (256S4)	2494cc	Ø 84.00	6 Cyl.	24V	125kW/170PS	DOHC	TD28383
2.5	M54 B25 (256S5)	2494cc	Ø 84.00	6 Cyl.	24V	137kW/186PS	DOHC	TD28217
2.8	M52 B28 (286S2)	2793cc	Ø 84.00	6 Cyl.	24V	141kW/192PS	DOHC	TD28385
							FOL131 (x24) [5][11]	[5] Height: 24mm [11] Hydraulic
2.9 Diesel	M 57 D30	2926cc	Ø 84.00	6 Cyl.	24V	135kW/184PS	SOHC	TD12288
						FOL186 (x24)	FOL152 (x24) [11]	[11] Hydraulic


58 3 (E46)

02/98→04/05

3.0	M 54 306 S3	2979cc	∅ 84.00	6 Cyl.	24V	163-170kW/222-231PS	DOHC	TD17517
3.0	M54 B30 (306S3)	2979cc	∅ 84.00	6 Cyl.	24V	163kW/222PS	DOHC	TD28218
							FOL131 (x24) [5][11]	[5] Height: 24mm [11] Hydraulic
3.0 Diesel	M57 D30 (306D1)	2926cc	∅ 84.00	6 Cyl.	24V	135kW/184PS	DOHC	TD27992
3.0 Diesel	M57 D30 (306D2)	2993cc	∅ 84.00	6 Cyl.	24V	150/155kW/204/211PS	DOHC	TD27248
						FOL186 (x24)	FOL152 (x24) [11]	[11] Hydraulic

59 3 (E90)

01/05→12/11

2.0 Diesel	M47 D20 (204D4)	1995cc	∅ 84.00	4 Cyl.	16V	85/130kW/116/177PS	DOHC	TD27472
2.0 Diesel	M 47 N 204 D4	1995cc	∅ 84.00	4 Cyl.	16V	85-120kW/116-163PS	DOHC	TD17523
						FOL186 (x16)	FOL152 (x16) [11]	[11] Hydraulic
2.0 Diesel	N 47 D20 A	1995cc	∅ 84.00	4 Cyl.	16V	120-85kW/163-116PS	DOHC	TD19922
2.0 Diesel	N 47 D20 C	1995cc	∅ 84.00	4 Cyl.	16V	85-135kW/116-184PS	DOHC	TD24405
						FOL216 (x16)	FOL152 (x16) [11]	[11] Hydraulic
3.0	N 55 B30 A	2979cc	∅ 84.00	6 Cyl.	24V	200-225kW/272-306PS	DOHC	TD24624
						FOL211 (x12)	FOL152 (x24) [11]	[11] Hydraulic
3.0 Diesel	M57 D30 (306D3)	2993cc	∅ 84.00	6 Cyl.	24V	145/173kW/197/235PS	DOHC	TD27267
3.0 Diesel	M57 D30 (306D5)	2993cc	∅ 84.00	6 Cyl.	24V	210kW/286PS	DOHC	TD28387
						FOL186 (x24)	FOL152 (x24) [11]	[11] Hydraulic
3.0 Diesel	N 57 D30 A	2993cc	∅ 84.00	6 Cyl.	24V	150-180kW/204-245PS	DOHC	TD24613
						FOL216 (x24)	FOL152 (x24) [11]	[11] Hydraulic

60 3 (E91)

09/05→

2.0 Diesel	M47 D20 (204D4)	1995cc	∅ 84.00	4 Cyl.	16V	85/130kW/116/177PS	DOHC	TD27472
						FOL186 (x16)	FOL152 (x16) [11]	[11] Hydraulic
2.0 Diesel	N 47 D20 A	1995cc	∅ 84.00	4 Cyl.	16V	120-85kW/163-116PS	DOHC	TD19922
2.0 Diesel	N 47 D20 C	1995cc	∅ 84.00	4 Cyl.	16V	85-135kW/116-184PS	DOHC	TD24405
						FOL216 (x16)	FOL152 (x16) [11]	[11] Hydraulic
3.0	N 55 B30 A	2979cc	∅ 84.00	6 Cyl.	24V	200-225kW/272-306PS	DOHC	TD24624
						FOL211 (x12)	FOL152 (x24) [11]	[11] Hydraulic
3.0 Diesel	M 57 306 D3	2993cc	∅ 84.00	6 Cyl.	24V	170kW/231PS		TD18985
3.0 Diesel	M57 D30 (306D3)	2993cc	∅ 84.00	6 Cyl.	24V	145/173kW/197/235PS	DOHC	TD27267
3.0 Diesel	M57 D30 (306D5)	2993cc	∅ 84.00	6 Cyl.	24V	210kW/286PS	DOHC	TD28387
						FOL186 (x24)	FOL152 (x24) [11]	[11] Hydraulic
3.0 Diesel	N 57 D30 A	2993cc	∅ 84.00	6 Cyl.	24V	150-180kW/204-245PS	DOHC	TD24613
						FOL216 (x24)	FOL152 (x24) [11]	[11] Hydraulic



61 3 (E92)		09/06→						
2.0 Diesel	N 47 D20 A	1995cc	Ø 84.00	4 Cyl.	16V	120-85kW/163-116PS	DOHC	TD19922
2.0 Diesel	N 47 D20 C	1995cc	Ø 84.00	4 Cyl.	16V	85-135kW/116-184PS	DOHC	TD24405
						FOL216 (x16)	FOL152 (x16) [11]	[11] Hydraulic
3.0	N 55 B30 A	2979cc	Ø 84.00	6 Cyl.	24V	200-225kW/272-306PS	DOHC	TD24624
						FOL211 (x12)	FOL152 (x24) [11]	[11] Hydraulic
3.0 Diesel	M57 D30 (306D3)	2993cc	Ø 84.00	6 Cyl.	24V	145/173kW/197/235PS	DOHC	TD27267
3.0 Diesel	M57 D30 (306D5)	2993cc	Ø 84.00	6 Cyl.	24V	210kW/286PS	DOHC	TD28387
						FOL186 (x24)	FOL152 (x24) [11]	[11] Hydraulic
3.0 Diesel	N 57 D30 A	2993cc	Ø 84.00	6 Cyl.	24V	150-180kW/204-245PS	DOHC	TD24613
						FOL216 (x24)	FOL152 (x24) [11]	[11] Hydraulic

62 3 (E93)		01/07→						
2.0 Diesel	N 47 D20 A	1995cc	Ø 84.00	4 Cyl.	16V	120-85kW/163-116PS	DOHC	TD19922
2.0 Diesel	N 47 D20 C	1995cc	Ø 84.00	4 Cyl.	16V	85-135kW/116-184PS	DOHC	TD24405
						FOL216 (x16)	FOL152 (x16) [11]	[11] Hydraulic
3.0	N 55 B30 A	2979cc	Ø 84.00	6 Cyl.	24V	200-225kW/272-306PS	DOHC	TD24624
						FOL211 (x12)	FOL152 (x24) [11]	[11] Hydraulic
3.0 Diesel	M57 D30 (306D3)	2993cc	Ø 84.00	6 Cyl.	24V	145/173kW/197/235PS	DOHC	TD27267
						FOL186 (x24)	FOL152 (x24) [11]	[11] Hydraulic
3.0 Diesel	N 57 D30 A	2993cc	Ø 84.00	6 Cyl.	24V	150-180kW/204-245PS	DOHC	TD24613
						FOL216 (x24)	FOL152 (x24) [11]	[11] Hydraulic

63 3 (F30)		10/11→						
2.0 Diesel	N 47 D20 C	1995cc	Ø 84.00	4 Cyl.	16V	85-135kW/116-184PS	DOHC	TD24405
						FOL216 (x16)	FOL152 (x16) [11]	[11] Hydraulic

64 3 (F30, F35, F80)		10/11→						
1.6	N 13 B16 A	1598cc	Ø 85.80	4 Cyl.	16V	75/125kW/102/170PS	DOHC	TD26581
							FOL191 (x16) [11] FOL185 (x16) [11]	[11] Hydraulic
2.0 Diesel	N 47 D20 C	1995cc	Ø 84.00	4 Cyl.	16V	85-135kW/116-184PS	DOHC	TD24405
2.0 Diesel	N 47 D20 D	1995cc	Ø 84.00	4 Cyl.	16V	150/160kW/204/218PS	DOHC	TD26347
						FOL216 (x16)	FOL152 (x16) [11]	[11] Hydraulic
3.0	N 55 B30 A	2979cc	Ø 84.00	6 Cyl.	24V	200-225kW/272-306PS	DOHC	TD24624
						FOL211 (x12)	FOL152 (x24) [11]	[11] Hydraulic
3.0 Diesel	N 57 D30 A	2993cc	Ø 84.00	6 Cyl.	24V	150-180kW/204-245PS	DOHC	TD24613
3.0 Diesel	N 57 D30 B	2993cc	Ø 84.00	6 Cyl.	24V	220/230kW/299/313PS	DOHC	TD26305
						FOL216 (x24)	FOL152 (x24) [11]	[11] Hydraulic


65 3 (F31)

10/11 →

1.6	N 13 B16 A	1598cc	∅ 85.80	4 Cyl.	16V	75/125kW/102/170PS	DOHC	TD26581
							FOL191 ■ (x16) [11] FOL185 ■ (x16) [11]	[11] Hydraulic
2.0 Diesel	N 47 D20 C	1995cc	∅ 84.00	4 Cyl.	16V	85-135kW/116-184PS	DOHC	TD24405
2.0 Diesel	N 47 D20 D	1995cc	∅ 84.00	4 Cyl.	16V	150/160kW/204/218PS	DOHC	TD26347
						FOL216 (x16)	FOL152 (x16) [11]	[11] Hydraulic
3.0	N 55 B30 A	2979cc	∅ 84.00	6 Cyl.	24V	200-225kW/272-306PS	DOHC	TD24624
						FOL211 ■ (x12)	FOL152 (x24) [11]	[11] Hydraulic
3.0 Diesel	N 57 D30 A	2993cc	∅ 84.00	6 Cyl.	24V	150-180kW/204-245PS	DOHC	TD24613
3.0 Diesel	N 57 D30 B	2993cc	∅ 84.00	6 Cyl.	24V	220/230kW/299/313PS	DOHC	TD26305
						FOL216 (x24)	FOL152 (x24) [11]	[11] Hydraulic

66 3 Gran Turismo (F34)

03/13 →

2.0 Diesel	N 47 D20 C	1995cc	∅ 84.00	4 Cyl.	16V	85-135kW/116-184PS	DOHC	TD24405
2.0 Diesel	N 47 D20 D	1995cc	∅ 84.00	4 Cyl.	16V	150/160kW/204/218PS	DOHC	TD26347
						FOL216 (x16)	FOL152 (x16) [11]	[11] Hydraulic
3.0	N 55 B30 A	2979cc	∅ 84.00	6 Cyl.	24V	200-225kW/272-306PS	DOHC	TD24624
						FOL211 ■ (x12)	FOL152 (x24) [11]	[11] Hydraulic
3.0 Diesel	N 57 D30 A	2993cc	∅ 84.00	6 Cyl.	24V	150-180kW/204-245PS	DOHC	TD24613
3.0 Diesel	N 57 D30 B	2993cc	∅ 84.00	6 Cyl.	24V	220/230kW/299/313PS	DOHC	TD26305
						FOL216 (x24)	FOL152 (x24) [11]	[11] Hydraulic

67 4 (F32, F82)

07/13 →

2.0 Diesel	N 47 D20 C	1995cc	∅ 84.00	4 Cyl.	16V	85-135kW/116-184PS	DOHC	TD24405
2.0 Diesel	N 47 D20 D	1995cc	∅ 84.00	4 Cyl.	16V	150/160kW/204/218PS	DOHC	TD26347
						FOL216 (x16)	FOL152 (x16) [11]	[11] Hydraulic
3.0	N 55 B30 A	2979cc	∅ 84.00	6 Cyl.	24V	200-225kW/272-306PS	DOHC	TD24624
						FOL211 ■ (x12)	FOL152 (x24) [11]	[11] Hydraulic
3.0 Diesel	N 57 D30 A	2993cc	∅ 84.00	6 Cyl.	24V	150-180kW/204-245PS	DOHC	TD24613
3.0 Diesel	N 57 D30 B	2993cc	∅ 84.00	6 Cyl.	24V	220/230kW/299/313PS	DOHC	TD26305
						FOL216 (x24)	FOL152 (x24) [11]	[11] Hydraulic

68 4 (F33, F83)

10/13 →

2.0 Diesel	N 47 D20 C	1995cc	∅ 84.00	4 Cyl.	16V	85-135kW/116-184PS	DOHC	TD24405
2.0 Diesel	N 47 D20 D	1995cc	∅ 84.00	4 Cyl.	16V	150/160kW/204/218PS	DOHC	TD26347
						FOL216 (x16)	FOL152 (x16) [11]	[11] Hydraulic
3.0	N 55 B30 A	2979cc	∅ 84.00	6 Cyl.	24V	200-225kW/272-306PS	DOHC	TD24624
						FOL211 ■ (x12)	FOL152 (x24) [11]	[11] Hydraulic
3.0 Diesel	N 57 D30 A	2993cc	∅ 84.00	6 Cyl.	24V	150-180kW/204-245PS	DOHC	TD24613
3.0 Diesel	N 57 D30 B	2993cc	∅ 84.00	6 Cyl.	24V	220/230kW/299/313PS	DOHC	TD26305
						FOL216 (x24)	FOL152 (x24) [11]	[11] Hydraulic



69 4 (F36)							03/14→	
2.0 Diesel	N 47 D20 C	1995cc	Ø 84.00	4 Cyl.	16V	85-135kW/116-184PS	DOHC	TD24405
						FOL216 (x16)	FOL152 (x16) [11]	[11] Hydraulic
3.0	N 55 B30 A	2979cc	Ø 84.00	6 Cyl.	24V	200-225kW/272-306PS	DOHC	TD24624
						FOL211 (x12)	FOL152 (x24) [11]	[11] Hydraulic
3.0 Diesel	N 57 D30 A	2993cc	Ø 84.00	6 Cyl.	24V	150-180kW/204-245PS	DOHC	TD24613
3.0 Diesel	N 57 D30 B	2993cc	Ø 84.00	6 Cyl.	24V	220/230kW/299/313PS	DOHC	TD26305
						FOL216 (x24)	FOL152 (x24) [11]	[11] Hydraulic
70 5 (E21)							06/80→08/81	
3.5	M 30 B35	3453cc	Ø 93.40	6 Cyl.	12V	160kW/218PS	CIH	TD447
	CAM394							
71 5 (E28)							06/81→12/87	
3.5	M 30 B35 (Motronic)	3430cc	Ø 92.00	6 Cyl.	12V	141-162kW/192-220PS	CIH	TD5272
	CAM394							
72 5 (E34)							01/88→01/97	
2.0	M50 B20 (206S1)	1991cc	Ø 80.00	6 Cyl.	24V	110kW/150PS	DOHC	TD28375
2.0	M50 B20 (206S2)	1991cc	Ø 80.00	6 Cyl.	24V	110kW/150PS	DOHC	TD28376
2.5	M50 B25 (256S1)	2494cc	Ø 84.00	6 Cyl.	24V	141kW/192PS	DOHC	TD28377
2.5	M50 B25 (256S2)	2494cc	Ø 84.00	6 Cyl.	24V	141kW/192PS	DOHC	TD28378
						FOL125 (x24) [8][11] →09/92 FOL129 (x24) [11] →09/94 10/92→ FOL131 (x24) [5][11] 10/94→	[5] Height: 24mm [8] Height: 26mm [11] Hydraulic	
2.5 Diesel	M51 D25 (256T1)	2497cc	Ø 80.00	6 Cyl.	12V	85kW/115PS	SOHC	TD28379
						FOL125 (x12) [8][11] →09/92 FOL129 (x12) [11] →09/94 10/92→ FOL131 (x24) [5][11] 10/94→	[5] Height: 24mm [8] Height: 26mm [11] Hydraulic	
2.5 Diesel	M 51 D25 (Inter.)	2498cc	Ø 80.00	6 Cyl.	12V	105kW/143PS	SOHC	TD5285
	CAM458					FOL129 (x12) [11]	[11] Hydraulic	
3.0	M60 B30 (308S1)	2997cc	Ø 84.00	8 Cyl.	32V	155kW/211PS	DOHC	TD28388
4.0	M60 B40 (408S1)	3982cc	Ø 89.00	8 Cyl.	32V	210kW/286PS	DOHC	TD28389
						FOL125 (x32) [8][11]	[8] Height: 26mm [11] Hydraulic	
73 5 (E39)							11/95→05/04	
2.0	M52 B20 (206S3)	1991cc	Ø 80.00	6 Cyl.	24V	100kW/136PS	DOHC	TD28380
						FOL131 (x24) [5][11]	[5] Height: 24mm [11] Hydraulic	


73 5 (E39)

11/95→05/04

2.0 Diesel	M47 D20 (204D1)	1951cc	∅ 84.00	4 Cyl.	16V	85kW/116PS	DOHC	TD28374
						FOL186 (x16)	FOL152 (x16) [11]	[11] Hydraulic
2.2	M54 B22 (226S1)	2171cc	∅ 80.00	6 Cyl.	24V	120kW/163PS	DOHC	TD28215
2.5	M52 B25 (256S3)	2494cc	∅ 84.00	6 Cyl.	24V	125kW/170PS	DOHC	TD28382
2.5	M54 B25 (256S5)	2494cc	∅ 84.00	6 Cyl.	24V	137kW/186PS	DOHC	TD28217
							FOL131 (x24) [5][11]	[5] Height: 24mm [11] Hydraulic
2.5 Diesel	M51 D25 (256T1)	2497cc	∅ 80.00	6 Cyl.	12V	85kW/115PS	SOHC	TD28379
							FOL125 (x12) [8][11] →09/92 FOL129 (x12) [11] →09/94 10/92→ FOL131 (x24) [5][11] 10/94→	[5] Height: 24mm [8] Height: 26mm [11] Hydraulic
2.5 Diesel	M 51 D25 (Inter.)	2498cc	∅ 80.00	6 Cyl.	12V	105kW/143PS	SOHC	TD5285
CAM458							FOL129 (x12) [11]	[11] Hydraulic
2.5 Diesel	M57 D25 (256D1)	2497cc	∅ 80.00	6 Cyl.	24V	120kW/163PS	DOHC	TD27988
						FOL186 (x24)	FOL152 (x24) [11]	[11] Hydraulic
2.8	M52 B28 (286S1)	2793cc	∅ 84.00	6 Cyl.	24V	141kW/192PS	DOHC	TD28384
2.8	M52 B28 (286S2)	2793cc	∅ 84.00	6 Cyl.	24V	141kW/192PS	DOHC	TD28385
3.0	M54 B30 (306S3)	2979cc	∅ 84.00	6 Cyl.	24V	163kW/222PS	DOHC	TD28218
							FOL131 (x24) [5][11]	[5] Height: 24mm [11] Hydraulic
3.0 Diesel	M57 D30 (306D1)	2926cc	∅ 84.00	6 Cyl.	24V	135kW/184PS	DOHC	TD27992
						FOL186 (x24)	FOL152 (x24) [11]	[11] Hydraulic
4.4	M62 B44 (448S1)	4398cc	∅ 92.00	8 Cyl.	32V	210kW/286PS	DOHC	TD28392
4.4	M62 B44 (448S2)	4398cc	∅ 92.00	8 Cyl.	32V	210kW/286PS	DOHC	TD28393
5.0	S62 B50 (508S1)	4941cc	∅ 94.00	8 Cyl.	32V	294kW/400PS	DOHC	TD28415
							FOL131 (x32) [5][11]	[5] Height: 24mm [11] Hydraulic

74 5 (E60)

07/03→03/10

2.0 Diesel	M47 D20 (204D4)	1995cc	∅ 84.00	4 Cyl.	16V	85/130kW/116/177PS	DOHC	TD27472
						FOL186 (x16)	FOL152 (x16) [11]	[11] Hydraulic
2.0 Diesel	N 47 D20 A	1995cc	∅ 84.00	4 Cyl.	16V	120-85kW/163-116PS	DOHC	TD19922
2.0 Diesel	N 47 D20 C	1995cc	∅ 84.00	4 Cyl.	16V	85-135kW/116-184PS	DOHC	TD24405
						FOL216 (x16)	FOL152 (x16) [11]	[11] Hydraulic
2.2	M54 B22 (226S1)	2171cc	∅ 80.00	6 Cyl.	24V	120kW/163PS	DOHC	TD28215
2.5	M54 B25 (256S5)	2494cc	∅ 84.00	6 Cyl.	24V	137kW/186PS	DOHC	TD28217
							FOL131 (x24) [5][11]	[5] Height: 24mm [11] Hydraulic
2.5 Diesel	M57 D25 (256D1)	2497cc	∅ 80.00	6 Cyl.	24V	120kW/163PS	DOHC	TD27988
2.5 Diesel	M 57 D25 TU	2497cc	∅ 80.00	6 Cyl.	24V	130kW/177PS	DOHC	TD21234
2.5 Diesel	M 57 N 256 D4	2497cc	∅ 84.00	6 Cyl.	24V	130kW/177PS	DOHC	TD18033
						FOL186 (x24)	FOL152 (x24) [11]	[11] Hydraulic



74 5 (E60)		07/03→03/10						
3.0	M54 B30 (306S3)	2979cc	Ø 84.00	6 Cyl.	24V	163kW/222PS	DOHC	TD28218
							FOL131 (x24) [5][11]	[5] Height: 24mm [11] Hydraulic
3.0 Diesel	M 57 306 D3	2993cc	Ø 84.00	6 Cyl.	24V	170kW/231PS		TD18985
3.0 Diesel	M57 D30 (306D2)	2993cc	Ø 84.00	6 Cyl.	24V	150/155kW/204/211PS	DOHC	TD27248
3.0 Diesel	M57 D30 (306D3)	2993cc	Ø 84.00	6 Cyl.	24V	145/173kW/197/235PS	DOHC	TD27267
3.0 Diesel	M57 D30 (306D4)	2993cc	Ø 84.00	6 Cyl.	24V	198kW/269PS	DOHC	TD28386
3.0 Diesel	M57 D30 (306D5)	2993cc	Ø 84.00	6 Cyl.	24V	210kW/286PS	DOHC	TD28387
						FOL186 (x24)	FOL152 (x24) [11]	[11] Hydraulic

75 5 (E61)		06/04→						
2.0 Diesel	M47 D20 (204D4)	1995cc	Ø 84.00	4 Cyl.	16V	85/130kW/116/177PS	DOHC	TD27472
						FOL186 (x16)	FOL152 (x16) [11]	[11] Hydraulic
2.0 Diesel	N 47 D20 A	1995cc	Ø 84.00	4 Cyl.	16V	120-85kW/163-116PS	DOHC	TD19922
2.0 Diesel	N 47 D20 C	1995cc	Ø 84.00	4 Cyl.	16V	85-135kW/116-184PS	DOHC	TD24405
						FOL216 (x16)	FOL152 (x16) [11]	[11] Hydraulic
2.5	M54 B25 (256S5)	2494cc	Ø 84.00	6 Cyl.	24V	137kW/186PS	DOHC	TD28217
							FOL131 (x24) [5][11]	[5] Height: 24mm [11] Hydraulic
2.5 Diesel	M 57 D25 TU	2497cc	Ø 80.00	6 Cyl.	24V	130kW/177PS	DOHC	TD21234
2.5 Diesel	M 57 N 256 D4	2497cc	Ø 84.00	6 Cyl.	24V	130kW/177PS	DOHC	TD18033
3.0 Diesel	M 57 306 D3	2993cc	Ø 84.00	6 Cyl.	24V	170kW/231PS		TD18985
3.0 Diesel	M57 D30 (306D2)	2993cc	Ø 84.00	6 Cyl.	24V	150/155kW/204/211PS	DOHC	TD27248
3.0 Diesel	M57 D30 (306D3)	2993cc	Ø 84.00	6 Cyl.	24V	145/173kW/197/235PS	DOHC	TD27267
3.0 Diesel	M57 D30 (306D4)	2993cc	Ø 84.00	6 Cyl.	24V	198kW/269PS	DOHC	TD28386
3.0 Diesel	M57 D30 (306D5)	2993cc	Ø 84.00	6 Cyl.	24V	210kW/286PS	DOHC	TD28387
						FOL186 (x24)	FOL152 (x24) [11]	[11] Hydraulic

76 5 (F10)		03/10→						
2.0 Diesel	N 47 D20 C	1995cc	Ø 84.00	4 Cyl.	16V	85-135kW/116-184PS	DOHC	TD24405
						FOL216 (x16)	FOL152 (x16) [11]	[11] Hydraulic
3.0 Diesel	N 57 D30 A	2993cc	Ø 84.00	6 Cyl.	24V	150-180kW/204-245PS	DOHC	TD24613
3.0 Diesel	N 57 D30 B	2993cc	Ø 84.00	6 Cyl.	24V	220/230kW/299/313PS	DOHC	TD26305
3.0 Diesel	N 57 D30 C	2993cc	Ø 84.00	6 Cyl.	24V	280kW/381PS	DOHC	TD26349
						FOL216 (x24)	FOL152 (x24) [11]	[11] Hydraulic


77 5 (F10, F18)		03/10→						
2.0 Diesel	N 47 D20 C	1995cc	Ø 84.00	4 Cyl.	16V	85-135kW/116-184PS	DOHC	TD24405
2.0 Diesel	N 47 D20 D	1995cc	Ø 84.00	4 Cyl.	16V	150/160kW/204/218PS	DOHC	TD26347
						FOL216 (x16)	FOL152 (x16) [11]	[11] Hydraulic
3.0	N 55 B30 A	2979cc	Ø 84.00	6 Cyl.	24V	200-225kW/272-306PS	DOHC	TD24624
						FOL211 (x12)	FOL152 (x24) [11]	[11] Hydraulic




77 5 (F10, F18) 03/10→

3.0 Diesel	N 57 D30 B	2993cc	∅ 84.00	6 Cyl.	24V	220/230kW/299/313PS	DOHC	TD26305
						FOL216 (x24)	FOL152 (x24) [11]	[11] Hydraulic

78 5 (F11) 09/10→

2.0 Diesel	N 47 D20 C	1995cc	∅ 84.00	4 Cyl.	16V	85-135kW/116-184PS	DOHC	TD24405
2.0 Diesel	N 47 D20 D	1995cc	∅ 84.00	4 Cyl.	16V	150/160kW/204/218PS	DOHC	TD26347
						FOL216 (x16)	FOL152 (x16) [11]	[11] Hydraulic
3.0	N 55 B30 A	2979cc	∅ 84.00	6 Cyl.	24V	200-225kW/272-306PS	DOHC	TD24624
						FOL211  (x12)	FOL152 (x24) [11]	[11] Hydraulic
3.0 Diesel	N 57 D30 A	2993cc	∅ 84.00	6 Cyl.	24V	150-180kW/204-245PS	DOHC	TD24613
3.0 Diesel	N 57 D30 B	2993cc	∅ 84.00	6 Cyl.	24V	220/230kW/299/313PS	DOHC	TD26305
3.0 Diesel	N 57 D30 C	2993cc	∅ 84.00	6 Cyl.	24V	280kW/381PS	DOHC	TD26349
						FOL216 (x24)	FOL152 (x24) [11]	[11] Hydraulic

79 5 Gran Turismo (F07) 10/09→

2.0 Diesel	N 47 D20 C	1995cc	∅ 84.00	4 Cyl.	16V	85-135kW/116-184PS	DOHC	TD24405
						FOL216 (x16)	FOL152 (x16) [11]	[11] Hydraulic
3.0	N 55 B30 A	2979cc	∅ 84.00	6 Cyl.	24V	200-225kW/272-306PS	DOHC	TD24624
						FOL211  (x12)	FOL152 (x24) [11]	[11] Hydraulic
3.0 Diesel	N 57 D30 A	2993cc	∅ 84.00	6 Cyl.	24V	150-180kW/204-245PS	DOHC	TD24613
3.0 Diesel	N 57 D30 B	2993cc	∅ 84.00	6 Cyl.	24V	220/230kW/299/313PS	DOHC	TD26305
						FOL216 (x24)	FOL152 (x24) [11]	[11] Hydraulic

80 6 (E24) 04/76→09/90

3.0	M 30 B30	2988cc	∅ 89.00	6 Cyl.	12V	145kW/197PS	CIH	TD5276
3.5	M 30 B35	3430cc	∅ 92.00	6 Cyl.	12V	185kW/252PS	CIH	TD4221
3.5	M 30 B35	3453cc	∅ 93.40	6 Cyl.	12V	160kW/218PS	CIH	TD447
3.5	M 30 B35 (L-Jetronic)	3453cc	∅ 93.40	6 Cyl.	12V	160kW/218PS	CIH	TD5245
3.5	M 30 B35 (Motronic)	3430cc	∅ 92.00	6 Cyl.	12V	160kW/218PS	CIH	TD5246
CAM394								

81 6 (E63) 07/07→

3.0 Diesel	M57 D30 (306D5)	2993cc	∅ 84.00	6 Cyl.	24V	210kW/286PS	DOHC	TD28387
						FOL186 (x24)	FOL152 (x24) [11]	[11] Hydraulic

82 6 (E64) 07/07→

3.0 Diesel	M57 D30 (306D5)	2993cc	∅ 84.00	6 Cyl.	24V	210kW/286PS	DOHC	TD28387
						FOL186 (x24)	FOL152 (x24) [11]	[11] Hydraulic



83		6 (F06)		09/11→				
3.0	N 55 B30 A	2979cc	Ø 84.00	6 Cyl.	24V	200-225kW/272-306PS	DOHC	TD24624
						FOL211 (x12)	FOL152 (x24) [11]	[11] Hydraulic
84		6 (F12)		03/11→				
3.0	N 55 B30 A	2979cc	Ø 84.00	6 Cyl.	24V	200-225kW/272-306PS	DOHC	TD24624
						FOL211 (x12)	FOL152 (x24) [11]	[11] Hydraulic
3.0 Diesel	N 57 D30 B	2993cc	Ø 84.00	6 Cyl.	24V	220/230kW/299/313PS	DOHC	TD26305
						FOL216 (x24)	FOL152 (x24) [11]	[11] Hydraulic
85		6 (F13)		11/10→				
3.0	N 55 B30 A	2979cc	Ø 84.00	6 Cyl.	24V	200-225kW/272-306PS	DOHC	TD24624
						FOL211 (x12)	FOL152 (x24) [11]	[11] Hydraulic
3.0 Diesel	N 57 D30 B	2993cc	Ø 84.00	6 Cyl.	24V	220/230kW/299/313PS	DOHC	TD26305
						FOL216 (x24)	FOL152 (x24) [11]	[11] Hydraulic
86		6 Gran (F06)		09/11→				
3.0	N 55 B30 A	2979cc	Ø 84.00	6 Cyl.	24V	200-225kW/272-306PS	DOHC	TD24624
						FOL211 (x12)	FOL152 (x24) [11]	[11] Hydraulic
3.0 Diesel	N 57 D30 B	2993cc	Ø 84.00	6 Cyl.	24V	220/230kW/299/313PS	DOHC	TD26305
						FOL216 (x24)	FOL152 (x24) [11]	[11] Hydraulic
87		7 (E23)		05/77→08/86				
3.0	M 30 B30	2988cc	Ø 89.00	6 Cyl.	12V	145kW/197PS	CIH	TD5276
3.5	M 30 B35	3430cc	Ø 92.00	6 Cyl.	12V	185kW/252PS	CIH	TD4221
3.5	M 30 B35	3453cc	Ø 93.40	6 Cyl.	12V	160kW/218PS	CIH	TD447
3.5	M 30 B35 (Motronic)	3430cc	Ø 92.00	6 Cyl.	12V	141-162kW/192-220PS	CIH	TD5272
3.5	M 30 B35 (Motronic)	3430cc	Ø 92.00	6 Cyl.	12V	160kW/218PS	CIH	TD5246
CAM394								
88		7 (E32)		09/86→09/94				
3.0	M60 B30 (308S1)	2997cc	Ø 84.00	8 Cyl.	32V	155kW/211PS	DOHC	TD28388
							FOL125 (x32) [8][11]	[8] Height: 26mm [11] Hydraulic
3.5	M 30 B35	3430cc	Ø 92.00	6 Cyl.	12V	162kW/220PS	CIH	TD5278
CAM394								
4.0	M60 B40 (408S1)	3982cc	Ø 89.00	8 Cyl.	32V	210kW/286PS	DOHC	TD28389
							FOL125 (x32) [8][11]	[8] Height: 26mm [11] Hydraulic


89 7 (E38)

10/94→11/01

2.5 Diesel	M 51 D25 (Inter.)	2498cc	∅ 80.00	6 Cyl.	12V	105kW/143PS	SOHC	TD5285
CAM458							FOL129 (x12) [11]	[11] Hydraulic
2.8	M52 B28 (286S1)	2793cc	∅ 84.00	6 Cyl.	24V	141kW/192PS	DOHC	TD28384
2.8	M52 B28 (286S2)	2793cc	∅ 84.00	6 Cyl.	24V	141kW/192PS	DOHC	TD28385
2.8	M 52 B28 TU	2793cc	∅ 84.00	6 Cyl.	24V	142kW/193PS	DOHC	TD21242
							FOL131 (x24) [5][11]	[5] Height: 24mm [11] Hydraulic
3.0	M 60 B30	2997cc	∅ 84.00	8 Cyl.	32V	160kW/218PS	DOHC	TD4232
3.0	M60 B30 (308S1)	2997cc	∅ 84.00	8 Cyl.	32V	155kW/211PS	DOHC	TD28388
							FOL125 (x32) [8][11]	[8] Height: 26mm [11] Hydraulic
3.0 Diesel	M57 D30 (306D1)	2926cc	∅ 84.00	6 Cyl.	24V	135kW/184PS	DOHC	TD27992
						FOL186 (x24)	FOL152 (x24) [11]	[11] Hydraulic
4.0	M60 B40 (408S1)	3982cc	∅ 89.00	8 Cyl.	32V	210kW/286PS	DOHC	TD28389
							FOL125 (x32) [8][11]	[8] Height: 26mm [11] Hydraulic
4.0 Diesel	M67 D39 (398D1)	3901cc	∅ 84.00	8 Cyl.	32V	180kW/245PS	DOHC	TD28394
						FOL186 (x32)	FOL152 (x32) [11]	[11] Hydraulic
4.4	M62 B44 (448S1)	4398cc	∅ 92.00	8 Cyl.	32V	210kW/286PS	DOHC	TD28392
4.4	M62 B44 (448S2)	4398cc	∅ 92.00	8 Cyl.	32V	210kW/286PS	DOHC	TD28393
							FOL131 (x32) [5][11]	[5] Height: 24mm [11] Hydraulic

90 7 (E65, E66)

10/02→

3.0 Diesel	M57 D30 (306D2)	2993cc	∅ 84.00	6 Cyl.	24V	150/155kW/204/211PS	DOHC	TD27248
3.0 Diesel	M57 D30 (306D3)	2993cc	∅ 84.00	6 Cyl.	24V	145/173kW/197/235PS	DOHC	TD27267
						FOL186 (x24)	FOL152 (x24) [11]	[11] Hydraulic

91 7 (E65, E66, E67)

10/02→

3.0	M54 B30 (306S3)	2979cc	∅ 84.00	6 Cyl.	24V	163kW/222PS	DOHC	TD28218
							FOL131 (x24) [5][11]	[5] Height: 24mm [11] Hydraulic
3.0 Diesel	M57 D30 (306D3)	2993cc	∅ 84.00	6 Cyl.	24V	145/173kW/197/235PS	DOHC	TD27267
						FOL186 (x24)	FOL152 (x24) [11]	[11] Hydraulic
4.0 Diesel	M67 D39 (398D1)	3901cc	∅ 84.00	8 Cyl.	32V	180kW/245PS	DOHC	TD28394
4.5 Diesel	N 67 N 448 D2	4423cc	∅ 87.00	8 Cyl.	32V	242kW/329PS	DOHC	TD20593
						FOL186 (x32)	FOL152 (x32) [11]	[11] Hydraulic

92 7 (F01, F02, F03, F04)

10/08→

3.0	N 55 B30 A	2979cc	∅ 84.00	6 Cyl.	24V	200-225kW/272-306PS	DOHC	TD24624
						FOL211 (x12)	FOL152 (x24) [11]	[11] Hydraulic
3.0 Diesel	N 57 D30 A	2993cc	∅ 84.00	6 Cyl.	24V	150-180kW/204-245PS	DOHC	TD24613
3.0 Diesel	N 57 D30 B	2993cc	∅ 84.00	6 Cyl.	24V	220/230kW/299/313PS	DOHC	TD26305
3.0 Diesel	N 57 D30 C	2993cc	∅ 84.00	6 Cyl.	24V	280kW/381PS	DOHC	TD26349
						FOL216 (x24)	FOL152 (x24) [11]	[11] Hydraulic



93 8 (E31) 04/90→12/99

4.0	M60 B40 (408S1)	3982cc	∅ 89.00	8 Cyl.	32V	210kW/286PS	DOHC	TD28389
							FOL125 (x32) [8][11]	[8] Height: 26mm [11] Hydraulic
4.4	M62 B44 (448S1)	4398cc	∅ 92.00	8 Cyl.	32V	210kW/286PS	DOHC	TD28392
							FOL131 (x32) [5][11]	[5] Height: 24mm [11] Hydraulic

94 2000-3.2 (E9) 05/71→03/76

3.0	M 30 B30	2988cc	∅ 89.00	6 Cyl.	12V	145kW/197PS	CIH	TD5276
3.2	M 30 B32 (L-Jetronic)	3153cc	∅ 89.00	6 Cyl.	12V	152kW/206PS	CIH	TD5208
	CAM394							

95 2500-3.3 (E3) 05/71→04/77

3.0	M 30 B30	2988cc	∅ 89.00	6 Cyl.	12V	145kW/197PS	CIH	TD5276
	CAM394							

96 X1 (E84) 03/09→

2.0 Diesel	N 47 D20 C	1995cc	∅ 84.00	4 Cyl.	16V	85-135kW/116-184PS	DOHC	TD24405
2.0 Diesel	N 47 D20 D	1995cc	∅ 84.00	4 Cyl.	16V	150/160kW/204/218PS	DOHC	TD26347
2.0 Diesel	N 47 S D20 D	1995cc	∅ 84.00	4 Cyl.	16V	150kW/204PS		TD24642
						FOL216 (x16)	FOL152 (x16) [11]	[11] Hydraulic

97 X3 (E83) 01/04→

2.0 Diesel	M47 D20 (204D4)	1995cc	∅ 84.00	4 Cyl.	16V	85/130kW/116/177PS	DOHC	TD27472
						FOL186 (x16)	FOL152 (x16) [11]	[11] Hydraulic
2.0 Diesel	N 47 D20 A	1995cc	∅ 84.00	4 Cyl.	16V	120-85kW/163-116PS	DOHC	TD19922
2.0 Diesel	N 47 D20 C	1995cc	∅ 84.00	4 Cyl.	16V	85-135kW/116-184PS	DOHC	TD24405
						FOL216 (x16)	FOL152 (x16) [11]	[11] Hydraulic
2.5	M54 B25 (256S5)	2494cc	∅ 84.00	6 Cyl.	24V	137kW/186PS	DOHC	TD28217
3.0	M54 B30 (306S3)	2979cc	∅ 84.00	6 Cyl.	24V	163kW/222PS	DOHC	TD28218
							FOL131 (x24) [5][11]	[5] Height: 24mm [11] Hydraulic
3.0 Diesel	M57 D30 (306D2)	2993cc	∅ 84.00	6 Cyl.	24V	150/155kW/204/211PS	DOHC	TD27248
3.0 Diesel	M57 D30 (306D3)	2993cc	∅ 84.00	6 Cyl.	24V	145/173kW/197/235PS	DOHC	TD27267
3.0 Diesel	M57 D30 (306D5)	2993cc	∅ 84.00	6 Cyl.	24V	210kW/286PS	DOHC	TD28387
						FOL186 (x24)	FOL152 (x24) [11]	[11] Hydraulic

98 X3 (F25) 09/10→

2.0 Diesel	N 47 D20 C	1995cc	∅ 84.00	4 Cyl.	16V	85-135kW/116-184PS	DOHC	TD24405
						FOL216 (x16)	FOL152 (x16) [11]	[11] Hydraulic
3.0	N 55 B30 A	2979cc	∅ 84.00	6 Cyl.	24V	200-225kW/272-306PS	DOHC	TD24624
						FOL211 (x12)	FOL152 (x24) [11]	[11] Hydraulic
3.0 Diesel	N 57 D30 A	2993cc	∅ 84.00	6 Cyl.	24V	150-180kW/204-245PS	DOHC	TD24613
3.0 Diesel	N 57 D30 B	2993cc	∅ 84.00	6 Cyl.	24V	220/230kW/299/313PS	DOHC	TD26305
						FOL216 (x24)	FOL152 (x24) [11]	[11] Hydraulic


99 X4 (F26)

04/14→

3.0	N 55 B30 A	2979cc	∅ 84.00	6 Cyl.	24V	200-225kW/272-306PS	DOHC	TD24624
						FOL211 (x12)	FOL152 (x24) [11]	[11] Hydraulic
3.0 Diesel	N 57 D30 A	2993cc	∅ 84.00	6 Cyl.	24V	150-180kW/204-245PS	DOHC	TD24613
3.0 Diesel	N 57 D30 B	2993cc	∅ 84.00	6 Cyl.	24V	220/230kW/299/313PS	DOHC	TD26305
						FOL216 (x24)	FOL152 (x24) [11]	[11] Hydraulic

100 X5 (E53)

05/00→

3.0	M 54 306 S3	2979cc	∅ 84.00	6 Cyl.	24V	163-170kW/222-231PS	DOHC	TD17517
3.0	M54 B30 (306S3)	2979cc	∅ 84.00	6 Cyl.	24V	163kW/222PS	DOHC	TD28218
							FOL131 (x24) [5][11]	[5] Height: 24mm [11] Hydraulic
3.0 Diesel	M57 D30 (306D1)	2926cc	∅ 84.00	6 Cyl.	24V	135kW/184PS	DOHC	TD27992
3.0 Diesel	M57 D30 (306D2)	2993cc	∅ 84.00	6 Cyl.	24V	150/155kW/204/211PS	DOHC	TD27248
3.0 Diesel	M 57 N 306 D4	2993cc	∅ 84.00	6 Cyl.	24V	160kW/218PS	DOHC	TD18306
						FOL186 (x24)	FOL152 (x24) [11]	[11] Hydraulic
4.4	M62 B44 (448S2)	4398cc	∅ 92.00	8 Cyl.	32V	210kW/286PS	DOHC	TD28393
							FOL131 (x32) [5][11]	[5] Height: 24mm [11] Hydraulic

101 X5 (E70)

02/07→

3.0	N 55 B30 A	2979cc	∅ 84.00	6 Cyl.	24V	200-225kW/272-306PS	DOHC	TD24624
						FOL211 (x12)	FOL152 (x24) [11]	[11] Hydraulic
3.0 Diesel	M57 D30 (306D3)	2993cc	∅ 84.00	6 Cyl.	24V	145/173kW/197/235PS	DOHC	TD27267
3.0 Diesel	M57 D30 (306D5)	2993cc	∅ 84.00	6 Cyl.	24V	210kW/286PS	DOHC	TD28387
						FOL186 (x24)	FOL152 (x24) [11]	[11] Hydraulic
3.0 Diesel	N 57 D30 A	2993cc	∅ 84.00	6 Cyl.	24V	150-180kW/204-245PS	DOHC	TD24613
3.0 Diesel	N 57 D30 B	2993cc	∅ 84.00	6 Cyl.	24V	220/230kW/299/313PS	DOHC	TD26305
3.0 Diesel	N 57 D30 C	2993cc	∅ 84.00	6 Cyl.	24V	280kW/381PS	DOHC	TD26349
						FOL216 (x24)	FOL152 (x24) [11]	[11] Hydraulic

102 X5 (F15)

11/12→

2.0 Diesel	N 47 D20 D	1995cc	∅ 84.00	4 Cyl.	16V	150/160kW/204/218PS	DOHC	TD26347
						FOL216 (x16)	FOL152 (x16) [11]	[11] Hydraulic
3.0	N 55 B30 A	2979cc	∅ 84.00	6 Cyl.	24V	200-225kW/272-306PS	DOHC	TD24624
						FOL211 (x12)	FOL152 (x24) [11]	[11] Hydraulic
3.0 Diesel	N 57 D30 A	2993cc	∅ 84.00	6 Cyl.	24V	150-180kW/204-245PS	DOHC	TD24613
3.0 Diesel	N 57 D30 B	2993cc	∅ 84.00	6 Cyl.	24V	220/230kW/299/313PS	DOHC	TD26305
3.0 Diesel	N 57 D30 C	2993cc	∅ 84.00	6 Cyl.	24V	280kW/381PS	DOHC	TD26349
						FOL216 (x24)	FOL152 (x24) [11]	[11] Hydraulic



103 X6 (E71, E72) 05/08→

3.0	N 55 B30 A	2979cc	Ø 84.00	6 Cyl.	24V	200-225kW/272-306PS	DOHC	TD24624
						FOL211 (x12)	FOL152 (x24) [11]	[11] Hydraulic
3.0 Diesel	M57 D30 (306D5)	2993cc	Ø 84.00	6 Cyl.	24V	210kW/286PS	DOHC	TD28387
3.0 Diesel	M 57 N2 306 D3	2993cc	Ø 84.00	6 Cyl.	24V	150-180kW/204-245PS	DOHC	TD24615
						FOL186 (x24)	FOL152 (x24) [11]	[11] Hydraulic
3.0 Diesel	N 57 D30 A	2993cc	Ø 84.00	6 Cyl.	24V	150-180kW/204-245PS	DOHC	TD24613
3.0 Diesel	N 57 D30 B	2993cc	Ø 84.00	6 Cyl.	24V	220/230kW/299/313PS	DOHC	TD26305
3.0 Diesel	N 57 D30 C	2993cc	Ø 84.00	6 Cyl.	24V	280kW/381PS	DOHC	TD26349
						FOL216 (x24)	FOL152 (x24) [11]	[11] Hydraulic

104 X6 (F16) 08/14→

3.0 Diesel	N 57 D30 A	2993cc	Ø 84.00	6 Cyl.	24V	150-180kW/204-245PS	DOHC	TD24613
3.0 Diesel	N 57 D30 C	2993cc	Ø 84.00	6 Cyl.	24V	280kW/381PS	DOHC	TD26349
						FOL216 (x24)	FOL152 (x24) [11]	[11] Hydraulic

105 Z3 (E36) 10/95→06/03

2.0	M52 B20 (206S4)	1991cc	Ø 80.00	6 Cyl.	24V	110kW/150PS	DOHC	TD28381
2.2	M54 B22 (226S1)	2171cc	Ø 80.00	6 Cyl.	24V	120kW/163PS	DOHC	TD28215
2.8	M52 B28 (286S1)	2793cc	Ø 84.00	6 Cyl.	24V	141kW/192PS	DOHC	TD28384
2.8	M 52 B28 TU	2793cc	Ø 84.00	6 Cyl.	24V	142kW/193PS	DOHC	TD21242
3.0	M54 B30 (306S3)	2979cc	Ø 84.00	6 Cyl.	24V	163kW/222PS	DOHC	TD28218
							FOL131 (x24) [5][11]	[5] Height: 24mm [11] Hydraulic

106 Z4 (E85) 02/03→

2.2	M54 B22 (226S1)	2171cc	Ø 80.00	6 Cyl.	24V	120kW/163PS	DOHC	TD28215
2.5	M54 B25 (256S5)	2494cc	Ø 84.00	6 Cyl.	24V	137kW/186PS	DOHC	TD28217
3.0	M54 B30 (306S3)	2979cc	Ø 84.00	6 Cyl.	24V	163kW/222PS	DOHC	TD28218
							FOL131 (x24) [5][11]	[5] Height: 24mm [11] Hydraulic

107 Z8 (E52) 06/00→06/03

5.0	S62 B50 (508S1)	4941cc	Ø 94.00	8 Cyl.	32V	294kW/400PS	DOHC	TD28415
							FOL131 (x32) [5][11]	[5] Height: 24mm [11] Hydraulic



108 Aveo		07/11→						
1.3 Diesel	LDV	1248cc	Ø 69.60	4 Cyl.	16V	55-57kW/75-78PS	DOHC	TD26193
1.3 Diesel	LSF	1248cc	Ø 69.60	4 Cyl.	16V	70kW/95PS	DOHC	TD26189
CAM711 ■						FOL233 (x16)	FOL187 (x16) [11]	[11] Hydraulic
CAM712 ■								
109 Captiva		06/06→						
2.0 Diesel	Z 20 S	1991cc	Ø 83.00	4 Cyl.	16V	110kW/150PS	DOHC	TD21855
						FOL218 ■ (x4) FOL219 ■ (x4)		
2.4	LE5	2384cc	Ø 88.00	4 Cyl.	16V	128kW/174PS	DOHC	TD18604
							FOL199 (x16) [11]	[11] Hydraulic
3.2	10 HM	3195cc	Ø 89.00	6 Cyl.	24V	167-169kW/227-230PS	DOHC	TD20753
							FOL199 (x24) [11]	[11] Hydraulic
110 Corsa		08/01→						
1.6	Z 16 SE	1598cc	Ø 79.00	4 Cyl.	8V	64-62kW/87-84PS	SOHC	TD19869
CAM735						FOL40 (x8)	FOL38 (x8) [11] TTP1 (x8)	[11] Hydraulic
1.7 Diesel	Y 17 DT	1686cc	Ø 79.00	4 Cyl.	16V	55kW/75PS	DOHC	TD19867
CAM724 ■ CAM725 ■							FOL178 (x16) [11]	[11] Hydraulic
111 Cruze		05/09→						
1.7 Diesel	A 17 DTE	1686cc	Ø 79.00	4 Cyl.	16V	81kW/110PS	DOHC	TD25743
CAM946 ■ CAM947 ■								
2.0 Diesel	Z 20 D1	1998cc	Ø 86.00	4 Cyl.	16V	120kW/163PS		TD25208
2.0 Diesel	Z 20 DMH	1991cc	Ø 83.00	4 Cyl.	16V	92-110kW/125-150PS	DOHC	TD28118
2.0 Diesel	Z 20 S1	1991cc	Ø 83.00	4 Cyl.	16V	92-110kW/125-150PS	DOHC	TD24614
						FOL218 ■ (x4) FOL219 ■ (x4)		
112 Epica		01/07→						
2.0 Diesel	Z 20 S	1991cc	Ø 83.00	4 Cyl.	16V	110kW/150PS	DOHC	TD21855
						FOL218 ■ (x4) FOL219 ■ (x4)		
113 HHR		01/06→12/11						
2.4	LE5	2384cc	Ø 88.00	4 Cyl.	16V	128kW/174PS	DOHC	TD18604
							FOL199 (x16) [11]	[11] Hydraulic
114 Lacetti		01/07→						
2.0 Diesel	Z 20 DM	1991cc	Ø 83.00	4 Cyl.	16V	89kW/121PS	DOHC	TD21856
						FOL218 ■ (x4) FOL219 ■ (x4)		
115 Matiz		03/05→						
0.8	F8CV	796cc	Ø 68.50	3 Cyl.	6V	38kW/52PS	SOHC	TD18521
CAM972								



116 Nubira 01/05→

2.0 Diesel	Z 20 DM	1991cc	∅ 83.00	4 Cyl.	16V	89kW/121PS	DOHC	TD21856
2.0 Diesel	Z 20 S	1991cc	∅ 83.00	4 Cyl.	16V	110kW/150PS	DOHC	TD21855

FOL218 ■ (x4)
FOL219 ■ (x4)

117 Orlando 02/11→

2.0 Diesel	Z 20 D1	1998cc	∅ 86.00	4 Cyl.	16V	120kW/163PS		TD25208
-------------------	----------------	--------	---------	--------	------------	-------------	--	----------------

FOL218 ■ (x4)
FOL219 ■ (x4)

118 Spark 09/00→12/04

0.8	F8CV	796cc	∅ 68.50	3 Cyl.	6V	38kW/52PS	SOHC	TD18521
------------	-------------	-------	---------	--------	-----------	-----------	------	----------------

CAM972

119 Spin 01/12→

1.3 Diesel	Z 13 DTJ	1248cc	∅ 69.60	4 Cyl.	16V	55kW/75PS	DOHC	TD29414
-------------------	-----------------	--------	---------	--------	------------	-----------	------	----------------

CAM711 ■
CAM712 ■

FOL233 (x16)

FOL187 (x16) [11]

[11] Hydraulic



120 300 C 09/05→11/12

3.0 Diesel	M664	2987cc	Ø 83.00	6 Cyl.	24V	160kW/218PS	DOHC	TD21964
						FOL249 (x24)	FOL190 (x24) [11]	[11] Hydraulic

121 Delta 08/11→

1.6 Diesel	198 A2.000	1598cc	Ø 79.50	4 Cyl.	16V	88kW/120PS	DOHC	TD26557
CAM949						FOL235 (x16)	FOL187 (x16) [11]	[11] Hydraulic

122 Neon II 11/01→12/06

1.6	EJD	1598cc	Ø 77.00	4 Cyl.	16V	85kW/116PS	SOHC	TD18383
						FOL220 (x4) →12/06		
						FOL221 (x4) →12/06		
						FOL222 (x4) →12/06		

123 PT Cruiser 11/01→12/10

1.6	EJD	1598cc	Ø 77.00	4 Cyl.	16V	85kW/116PS	SOHC	TD18383
						FOL220 (x4) →12/06		
						FOL221 (x4) →12/06		
						FOL222 (x4) →12/06		

124 Ypsilon 05/11→

1.3 Diesel	199 B1.000	1248cc	Ø 69.60	4 Cyl.	16V	70kW/95PS	DOHC	TD26556
CAM711						FOL233 (x16)	FOL187 (x16) [11]	[11] Hydraulic
CAM712								



125 AX		07/86→12/98						
1.0	CDY (TU9M)	954cc	∅ 70.00	4 Cyl.	8V	33kW/45PS	SOHC	TD5095
1.0	CDZ (TU9M)	954cc	∅ 70.00	4 Cyl.	8V	40kW/54PS	SOHC	TD10787
						FOL160 (x8)		
1.1	H1B (TU1)	1124cc	∅ 72.00	4 Cyl.	8V	40-44kW/55-60PS	SOHC	TD658
	CAM540					FOL160 (x8)		
1.1	HDZ (TU1M)	1124cc	∅ 72.00	4 Cyl.	8V	40kW/54PS	SOHC	TD661
	CAM733					FOL160 (x8)		
1.4	K2A (TU3FM)	1360cc	∅ 75.00	4 Cyl.	8V	62kW/84PS	SOHC	TD668
1.4	K2B (TU3F2)	1360cc	∅ 75.00	4 Cyl.	8V	62kW/84PS	SOHC	TD669
1.4	KDY (TU3M)	1360cc	∅ 75.00	4 Cyl.	8V	55kW/75PS	SOHC	TD5160
						FOL160 (x8)		
1.4 Diesel	K9A (TUD3)	1360cc	∅ 75.00	4 Cyl.	8V	39kW/53PS	SOHC	TD5079
1.4 Diesel	K9Y (TUD3Y)	1360cc	∅ 75.00	4 Cyl.	8V	39kW/53PS	SOHC	TD5092
1.5 Diesel	VJY (TUD5)	1527cc	∅ 77.00	4 Cyl.	8V	42kW/57PS	SOHC	TD11890
1.5 Diesel	VJZ (TUD5)	1527cc	∅ 77.00	4 Cyl.	8V	42kW/57PS	SOHC	TD4296
	CAM461						FOL126 (x8) [13]	[13] Mechanical

126 Berlingo		07/96→						
1.1	HDZ (TU1M)	1124cc	∅ 72.00	4 Cyl.	8V	40kW/54PS	SOHC	TD661
	CAM733					FOL160 (x8)		
1.4	KFW (TU3JP)	1360cc	∅ 75.00	4 Cyl.	8V	55kW/75PS	SOHC	TD14731
1.4	KFX (TU3JP)	1360cc	∅ 75.00	4 Cyl.	8V	55kW/75PS	SOHC	TD6554
	CAM731 [16] CAM733 [14] →07/98 CAM732 [17] 03/98→					FOL160 (x8)		[14] Euro 2 [16] Euro 3 (D3);Euro 4 (D4) [17] Euro1 to Euro2
1.6	NFR (TU5JP4B)	1587cc	∅ 78.50	4 Cyl.	16V	66kW/90PS	DOHC	TD21320
1.6	NFU (TU5JP4)	1587cc	∅ 78.50	4 Cyl.	16V	80kW/109PS	DOHC	TD15308
	CAM959 ■ CAM960 ■						FOL206 (x16) [11]	[11] Hydraulic
1.6	5FS (EP6C)	1598cc	∅ 77.00	4 Cyl.	16V	88kW/120PS	DOHC	TD24934
						FOL211 (x16)	FOL191 ■ (x8) [11] FOL185 ■ (x8) [11]	[11] Hydraulic
1.6 Diesel	9HL (DV6C)	1560cc	∅ 75.00	4 Cyl.	8V	82kW/112PS	SOHC	TD26985
1.6 Diesel	9HP (DV6DTED)	1560cc	∅ 75.00	4 Cyl.	8V	68kW/92PS	SOHC	TD25092
1.6 Diesel	9HR (DV6C)	1560cc	∅ 75.00	4 Cyl.	8V	82kW/112PS	SOHC	TD25690
	CAM969					FOL228 (x8)	FOL190 (x8) [11]	[11] Hydraulic



126 Berlingo 07/96 →

1.6 Diesel	9HS (DV6TED4BU)	1560cc	∅ 75.00	4 Cyl.	16V	66kW/90PS	DOHC	TD29161
1.6 Diesel	9HT (DV6BTED4)	1560cc	∅ 75.00	4 Cyl.	16V	55kW/75PS	DOHC	TD21321
1.6 Diesel	9HT (DV6BUTED)	1560cc	∅ 75.00	4 Cyl.	16V	55kW/75PS	DOHC	TD21322
1.6 Diesel	9HW (DV6ETED)	1560cc	∅ 75.00	4 Cyl.	16V	55kW/75PS	DOHC	TD25632
1.6 Diesel	9HX (DV6ATED4)	1560cc	∅ 75.00	4 Cyl.	16V	66kW/90PS	DOHC	TD19913
1.6 Diesel	9HZ (DV6TED4)	1560cc	∅ 75.00	4 Cyl.	16V	80kW/109PS	DOHC	TD19824
1.6 Diesel	DV6B	1560cc	∅ 75.00	4 Cyl.	16V	55kW/75PS	DOHC	TD18832
CAM746						FOL184 (x16)	FOL190 (x16) [11]	[11] Hydraulic
CAM747								
1.8 Diesel	A9A (XUD7)	1769cc	∅ 80.00	4 Cyl.	8V	44kW/60PS	SOHC	TD6555
1.9 Diesel	WJZ (DW8)	1868cc	∅ 82.20	4 Cyl.	8V	51kW/70PS	SOHC	TD10708
CAM354 [28] CAM373 [18]							FOL150 (x8) [6][13] FOL73 (x8) [10][13]	[6] Height: 25mm [10] Height: 35mm [13] Mechanical [18] Camshaft driven vacuum pump. [28] Pulley driven vacuum pump.
1.9 Diesel	WJY (DW8B)	1868cc	∅ 82.20	4 Cyl.	8V	51kW/70PS	SOHC	TD15310
CAM373 [18]							FOL150 (x8) [6][13]	[6] Height: 25mm [13] Mechanical [18] Camshaft driven vacuum pump.
1.9 Diesel	D9B (XUD9A/L)	1905cc	∅ 83.00	4 Cyl.	8V	50kW/68PS	SOHC	TD4267
1.9 Diesel	DJY (XUD9A)	1905cc	∅ 83.00	4 Cyl.	8V	51kW/70PS	SOHC	TD6556
CAM354 [28] CAM373 [18]							FOL150 (x8) [6][13] FOL73 (x8) [10][13]	[6] Height: 25mm [10] Height: 35mm [13] Mechanical [18] Camshaft driven vacuum pump. [28] Pulley driven vacuum pump.
2.0 Diesel	RHY (DW10TD)	1997cc	∅ 85.00	4 Cyl.	8V	63kW/86PS	SOHC	TD15311
CAM679						FOL163 (x8)	FOL154 (x8) [11]	[11] Hydraulic

127 BX 10/82 → 12/94

1.1	HDZ (TU1M)	1124cc	∅ 72.00	4 Cyl.	8V	40kW/54PS	SOHC	TD661
CAM733						FOL160 (x8)		
1.4	K1H (TU3A)	1360cc	∅ 75.00	4 Cyl.	8V	47-49kW/64-67PS	SOHC	TD4272
CAM731 [15]						FOL160 (x8)		[15] Euro 3 (D3)
1.4	KDY (TU3M)	1360cc	∅ 75.00	4 Cyl.	8V	55kW/75PS	SOHC	TD5160
						FOL160 (x8)		
1.4	XY6C (150A)	1360cc	∅ 75.00	4 Cyl.	8V	46kW/62PS	SOHC	TD576
1.4	XY6D (150C)	1360cc	∅ 75.00	4 Cyl.	8V	53kW/72PS	SOHC	TD582
CAM540								



127 BX		10/82→12/94						
1.6	171C	1580cc	∅ 83.00	4 Cyl.	8V	66kW/90PS	SOHC	TD593
1.6	171D (XU5S)	1580cc	∅ 83.00	4 Cyl.	8V	64kW/87PS	SOHC	TD594
1.6	B1A (XU51C/K)	1580cc	∅ 83.00	4 Cyl.	8V	58-59kW/79-80PS	SOHC	TD12428
1.6	B1E (XU51C)	1580cc	∅ 83.00	4 Cyl.	8V	53kW/72PS	SOHC	TD607
1.6	BAY (XU5CP)	1580cc	∅ 83.00	4 Cyl.	8V	55kW/75PS	SOHC	TD9550
1.6	BAZ (XU5CP)	1580cc	∅ 83.00	4 Cyl.	8V	76kW/103PS	SOHC	TD9551
CAM378		CKS9378				FOL88 (x8) [13]	[13] Mechanical	
1.8 Diesel	A8A (XUD7TE)	1769cc	∅ 80.00	4 Cyl.	8V	66kW/90PS	SOHC	TD602
CAM444						FOL150 (x8) [6][13] FOL73 (x8) [10][13]	[6] Height: 25mm [10] Height: 35mm [13] Mechanical	
1.8 Diesel	AJZ (XUD7TE)	1769cc	∅ 80.00	4 Cyl.	8V	66kW/90PS	SOHC	TD604
CAM373 [18]						FOL150 (x8) [6][13]	[6] Height: 25mm [13] Mechanical [18] Camshaft driven vacuum pump.	
1.8 Diesel	161 (XUD7)	1769cc	∅ 80.00	4 Cyl.	8V	44kW/60PS	SOHC	TD586
1.8 Diesel	161A (XUD7)	1769cc	∅ 80.00	4 Cyl.	8V	44kW/60PS	SOHC	TD4258
CAM354 [28] CAM373 [18]		CKS2373 [18]				FOL150 (x8) [6][13] FOL73 (x8) [10][13]	[6] Height: 25mm [10] Height: 35mm [13] Mechanical [18] Camshaft driven vacuum pump. [28] Pulley driven vacuum pump.	
1.9	D6A (XU9J2)	1905cc	∅ 83.00	4 Cyl.	8V	90kW/122PS	SOHC	TD631
1.9	DDZ (XU9M)	1905cc	∅ 83.00	4 Cyl.	8V	80kW/109PS	SOHC	TD639
1.9	DFZ (XU9J1)	1905cc	∅ 83.00	4 Cyl.	8V	90kW/122PS	SOHC	TD9548
						FOL88 (x8) [13]	[13] Mechanical	
1.9	DKZ (XU9JA)	1905cc	∅ 83.00	4 Cyl.	8V	90kW/122PS	SOHC	TD647
CAM459						FOL88 (x8) [13]	[13] Mechanical	
1.9	D6C (XU9J4)	1905cc	∅ 83.00	4 Cyl.	16V	116kW/158PS	DOHC	TD632
						FOL134 (x16) [11]	[11] Hydraulic	
1.9 Diesel	162 (XUD9)	1905cc	∅ 83.00	4 Cyl.	8V	47kW/64PS	SOHC	TD587
1.9 Diesel	D9A (XUD9)	1905cc	∅ 83.00	4 Cyl.	8V	55kW/72PS	SOHC	TD4265
1.9 Diesel	D9B (XUD9A/U)	1905cc	∅ 83.00	4 Cyl.	8V	66kW/90PS	SOHC	TD4266
1.9 Diesel	DJZ (XUD9Y)	1905cc	∅ 83.00	4 Cyl.	8V	52kW/71PS	SOHC	TD646
CAM354 [28] CAM373 [18]		CKS2373 [18]				FOL150 (x8) [6][13] FOL73 (x8) [10][13]	[6] Height: 25mm [10] Height: 35mm [13] Mechanical [18] Camshaft driven vacuum pump. [28] Pulley driven vacuum pump.	

128 C1

06/05→

1.4 Diesel	DV4D	1398cc	∅ 73.70	4 Cyl.	8V	40kW/54PS	SOHC	TD18550
CAM726						FOL228 (x8)	FOL154 (x8) [11]	[11] Hydraulic



129 C2		09/03 →						
1.4	KFV (TU3JP)	1360cc	∅ 75.00	4 Cyl.	8V	58kW/79PS	SOHC	TD16464
CAM731 [16] CAM733 [14] →07/98 CAM732 [17] 03/98 →						FOL160 (x8)		[14] Euro 2 [16] Euro 3 (D3); Euro 4 (D4) [17] Euro1 to Euro2
1.4	KFU (ET3J4)	1360cc	∅ 75.00	4 Cyl.	16V	65kW/88PS	DOHC	TD17977
CAM957 ■ CAM958 ■						FOL217 (x16)	FOL190 (x16) [11]	[11] Hydraulic
1.4 Diesel	8HX (DV4TD)	1398cc	∅ 73.70	4 Cyl.	8V	52kW/71PS	SOHC	TD16425
1.4 Diesel	8HZ (DV4TD)	1398cc	∅ 73.70	4 Cyl.	8V	50kW/68PS	SOHC	TD23773
CAM726						FOL228 (x8)	FOL190 (x8) [11]	[11] Hydraulic
1.6	NFS (TU5JP4S)	1587cc	∅ 78.50	4 Cyl.	16V	90kW/122PS		TD18551
							FOL206 (x16) [11]	[11] Hydraulic
1.6	NFU (TU5JP4)	1587cc	∅ 78.50	4 Cyl.	16V	80kW/109PS	DOHC	TD15308
CAM959 ■ CAM960 ■							FOL206 (x16) [11]	[11] Hydraulic
1.6 Diesel	9HZ (DV6TED4)	1560cc	∅ 75.00	4 Cyl.	16V	80kW/109PS	DOHC	TD19824
CAM746 ■ CAM747 ■						FOL184 (x16)	FOL190 (x16) [11]	[11] Hydraulic
130 C3		02/02 →						
1.4	KFV (TU3A)	1360cc	∅ 75.00	4 Cyl.	8V	49-54kW/67-73PS	SOHC	TD23774
1.4	KFV (TU3JP)	1360cc	∅ 75.00	4 Cyl.	8V	58kW/79PS	SOHC	TD16464
CAM731 [16] CAM733 [14] →07/98 CAM732 [17] 03/98 →						FOL160 (x8)		[14] Euro 2 [16] Euro 3 (D3); Euro 4 (D4) [17] Euro1 to Euro2
1.4	KFU (ET3J4)	1360cc	∅ 75.00	4 Cyl.	16V	65kW/88PS	DOHC	TD17977
CAM957 ■ CAM958 ■						FOL217 (x16)	FOL190 (x16) [11]	[11] Hydraulic
1.4	8FP (EP3)	1397cc	∅ 77.00	4 Cyl.	16V	70kW/95PS	DOHC	TD25076
						FOL211 (x16)	FOL191 ■ (x8) [11] FOL185 ■ (x8) [11]	[11] Hydraulic
1.4 Diesel	8HR (DV4C)	1398cc	∅ 73.70	4 Cyl.	8V	50kW/68PS	SOHC	TD25061
CAM969						FOL228 (x8)	FOL190 (x8) [11]	[11] Hydraulic
1.4 Diesel	8HX (DV4TD)	1398cc	∅ 73.70	4 Cyl.	8V	52kW/71PS	SOHC	TD16425
1.4 Diesel	8HZ (DV4TD)	1398cc	∅ 73.70	4 Cyl.	8V	50kW/68PS	SOHC	TD23773
CAM726						FOL228 (x8)	FOL190 (x8) [11]	[11] Hydraulic
1.4 Diesel	8HY (DV4TED4)	1398cc	∅ 73.70	4 Cyl.	16V	66kW/89PS	DOHC	TD16426
CAM746 ■ CAM747 ■						FOL184 (x16)	FOL190 (x16) [11]	[11] Hydraulic
1.6	NFU (TU5JP4)	1587cc	∅ 78.50	4 Cyl.	16V	80kW/109PS	DOHC	TD15308
CAM959 ■ CAM960 ■							FOL206 (x16) [11]	[11] Hydraulic
1.6	5FS (EP6C)	1598cc	∅ 77.00	4 Cyl.	16V	88kW/120PS	DOHC	TD24934
						FOL211 (x16)	FOL191 ■ (x8) [11] FOL185 ■ (x8) [11]	[11] Hydraulic



130 C3 02/02→

1.6 Diesel	9HP (DV6DTED)	1560cc	Ø 75.00	4 Cyl.	8V	68kW/92PS	SOHC	TD25092
1.6 Diesel	9HR (DV6C)	1560cc	Ø 75.00	4 Cyl.	8V	82kW/112PS	SOHC	TD25690
CAM969						FOL228 (x8)	FOL190 (x8) [11]	[11] Hydraulic
1.6 Diesel	9HX (DV6ATED4)	1560cc	Ø 75.00	4 Cyl.	16V	66kW/90PS	DOHC	TD19913
1.6 Diesel	9HZ (DV6TED4)	1560cc	Ø 75.00	4 Cyl.	16V	80kW/109PS	DOHC	TD19824
CAM746 ■ CAM747 ■						FOL184 (x16)	FOL190 (x16) [11]	[11] Hydraulic

131 C3 Picasso 02/09→

1.4	8FN (EP3)	1397cc	Ø 77.00	4 Cyl.	16V	70kW/95PS	DOHC	TD29266
1.4	8FP (EP3)	1397cc	Ø 77.00	4 Cyl.	16V	70kW/95PS	DOHC	TD25076
1.4	8FS (EP3)	1397cc	Ø 77.00	4 Cyl.	16V	70kW/95PS	DOHC	TD24725
1.6	5FS (EP6C)	1598cc	Ø 77.00	4 Cyl.	16V	88kW/120PS	DOHC	TD24934
1.6	5FW (EP6)	1598cc	Ø 77.00	4 Cyl.	16V	88kW/120PS	DOHC	TD24724
						FOL211 (x16)	FOL191 ■ (x8) [11] FOL185 ■ (x8) [11]	[11] Hydraulic
1.6 Diesel	9HD (DV6C)	1560cc	Ø 75.00	4 Cyl.	8V	82-84kW/112-114PS	SOHC	TD29578
1.6 Diesel	9HP (DV6DTED)	1560cc	Ø 75.00	4 Cyl.	8V	68kW/92PS	SOHC	TD25092
1.6 Diesel	9HR (DV6C)	1560cc	Ø 75.00	4 Cyl.	8V	82kW/112PS	SOHC	TD25690
CAM969						FOL228 (x8)	FOL190 (x8) [11]	[11] Hydraulic
1.6 Diesel	9HX (DV6ATED4)	1560cc	Ø 75.00	4 Cyl.	16V	66kW/90PS	DOHC	TD19913
1.6 Diesel	9HZ (DV6TED4)	1560cc	Ø 75.00	4 Cyl.	16V	80kW/109PS	DOHC	TD19824
CAM746 ■ CAM747 ■						FOL184 (x16)	FOL190 (x16) [11]	[11] Hydraulic

132 C4 11/04→

1.4	KFU (ET3J4)	1360cc	Ø 75.00	4 Cyl.	16V	65kW/88PS	DOHC	TD17977
CAM957 ■ CAM958 ■						FOL217 (x16)	FOL190 (x16) [11]	[11] Hydraulic
1.4	8FP (EP3)	1397cc	Ø 77.00	4 Cyl.	16V	70kW/95PS	DOHC	TD25076
						FOL211 (x16)	FOL191 ■ (x8) [11] FOL185 ■ (x8) [11]	[11] Hydraulic
1.6	NFU (TU5JP4)	1587cc	Ø 78.50	4 Cyl.	16V	80kW/109PS	DOHC	TD15308
CAM959 ■ CAM960 ■							FOL206 (x16) [11]	[11] Hydraulic
1.6	5FS (EP6C)	1598cc	Ø 77.00	4 Cyl.	16V	88kW/120PS	DOHC	TD24934
1.6	5FW (EP6)	1598cc	Ø 77.00	4 Cyl.	16V	88kW/120PS	DOHC	TD24724
						FOL211 (x16)	FOL191 ■ (x8) [11] FOL185 ■ (x8) [11]	[11] Hydraulic
1.6	5FT (EP6DT)	1598cc	Ø 77.00	4 Cyl.	16V	103kW/140PS	DOHC	TD24694
1.6	5FV (EP6CDT)	1598cc	Ø 77.00	4 Cyl.	16V	115kW/156PS	DOHC	TD24936
1.6	5FX (EP6DT)	1598cc	Ø 77.00	4 Cyl.	16V	110kW/150PS	DOHC	TD23516
						FOL211 (x16)	FOL185 (x16) [11]	[11] Hydraulic
1.6 Diesel	9HL (DV6C)	1560cc	Ø 75.00	4 Cyl.	8V	82kW/112PS	SOHC	TD26985
1.6 Diesel	9HP (DV6DTED)	1560cc	Ø 75.00	4 Cyl.	8V	68kW/92PS	SOHC	TD25092
1.6 Diesel	9HR (DV6C)	1560cc	Ø 75.00	4 Cyl.	8V	82kW/112PS	SOHC	TD25690
CAM969						FOL228 (x8)	FOL190 (x8) [11]	[11] Hydraulic



132 C4		11/04→						
1.6 Diesel	9HX (DV6ATED4)	1560cc	∅ 75.00	4 Cyl.	16V	66kW/90PS	DOHC	TD19913
1.6 Diesel	9HY (DV6TED4)	1560cc	∅ 75.00	4 Cyl.	16V	80kW/109PS	DOHC	TD19911
1.6 Diesel	9HZ (DV6TED4)	1560cc	∅ 75.00	4 Cyl.	16V	80kW/109PS	DOHC	TD19824
CAM746 ■ CAM747 ■						FOL184 (x16)	FOL190 (x16) [11]	[11] Hydraulic
1.8 Diesel	4N13	1798cc	∅ 83.00	4 Cyl.	16V	85/110kW/116/150PS	DOHC	TD27046
						FOL228 (x8)	FOL190 (x16) [11]	[11] Hydraulic
2.0	RFK (EW10J4S)	1997cc	∅ 85.00	4 Cyl.	16V	130kW/177PS	DOHC	TD19910
							FOL204 (x16) [11]	[11] Hydraulic
2.0	RFJ (EW10A)	1997cc	∅ 85.00	4 Cyl.	16V	103-104kW/140_141PS	DOHC	TD19823
2.0	RFN (EW10J4)	1997cc	∅ 85.00	4 Cyl.	16V	100kW/136PS	DOHC	TD15309
							FOL205 (x16) [11]	[11] Hydraulic
2.0 Diesel	RHF (DW10BTED4)	1997cc	∅ 85.00	4 Cyl.	16V	100-103kW/136-140PS	DOHC	TD26795
2.0 Diesel	RHR (DW10BTED4)	1997cc	∅ 85.00	4 Cyl.	16V	100kW/136PS	DOHC	TD19912
CAM748 ■ CAM749 ■						FOL247 (x16)	FOL115 (x16) [11]	[11] Hydraulic

133 C4 Grand Picasso		10/06→						
1.6	5FT (EP6DT)	1598cc	∅ 77.00	4 Cyl.	16V	103kW/140PS	DOHC	TD24694
1.6	5FV (EP6CDT)	1598cc	∅ 77.00	4 Cyl.	16V	115kW/156PS	DOHC	TD24936
1.6	5FX (EP6DT)	1598cc	∅ 77.00	4 Cyl.	16V	110kW/150PS	DOHC	TD23516
						FOL211 (x16)	FOL185 (x16) [11]	[11] Hydraulic
1.6	5FS (EP6C)	1598cc	∅ 77.00	4 Cyl.	16V	88kW/120PS	DOHC	TD24934
1.6	5FW (EP6)	1598cc	∅ 77.00	4 Cyl.	16V	88kW/120PS	DOHC	TD24724
						FOL211 (x16)	FOL191 ■ (x8) [11] FOL185 ■ (x8) [11]	[11] Hydraulic
1.6 Diesel	9HL (DV6C)	1560cc	∅ 75.00	4 Cyl.	8V	82kW/112PS	SOHC	TD26985
1.6 Diesel	9HP (DV6DTED)	1560cc	∅ 75.00	4 Cyl.	8V	68kW/92PS	SOHC	TD25092
1.6 Diesel	9HR (DV6C)	1560cc	∅ 75.00	4 Cyl.	8V	82kW/112PS	SOHC	TD25690
CAM969						FOL228 (x8)	FOL190 (x8) [11]	[11] Hydraulic
1.8	6FY (EW7A)	1749cc	∅ 82.70	4 Cyl.	16V	92kW/125PS	DOHC	TD19822
2.0	RFJ (EW10A)	1997cc	∅ 85.00	4 Cyl.	16V	103-104kW/140_141PS	DOHC	TD19823
							FOL205 (x16) [11]	[11] Hydraulic
2.0 Diesel	RHJ (DW10BTED4)	1997cc	∅ 85.00	4 Cyl.	16V	100kW/136PS	DOHC	TD19825
CAM748 ■ CAM749 ■						FOL247 (x16)	FOL115 (x16) [11]	[11] Hydraulic

134 C4 Picasso		02/07→						
1.6	5FS (EP6C)	1598cc	∅ 77.00	4 Cyl.	16V	88kW/120PS	DOHC	TD24934
1.6	5FW (EP6)	1598cc	∅ 77.00	4 Cyl.	16V	88kW/120PS	DOHC	TD24724
						FOL211 (x16)	FOL191 ■ (x8) [11] FOL185 ■ (x8) [11]	[11] Hydraulic
1.6	5FT (EP6DT)	1598cc	∅ 77.00	4 Cyl.	16V	103kW/140PS	DOHC	TD24694
1.6	5FV (EP6CDT)	1598cc	∅ 77.00	4 Cyl.	16V	115kW/156PS	DOHC	TD24936
1.6	5FX (EP6DT)	1598cc	∅ 77.00	4 Cyl.	16V	110kW/150PS	DOHC	TD23516
						FOL211 (x16)	FOL185 (x16) [11]	[11] Hydraulic



134 C4 Picasso 02/07→									
1.6 Diesel	9HP (DV6DTE)	1560cc	Ø 75.00	4 Cyl.	8V	68kW/92PS	SOHC		TD25092
1.6 Diesel	9HR (DV6C)	1560cc	Ø 75.00	4 Cyl.	8V	82kW/112PS	SOHC		TD25690
CAM969						FOL228 (x8)	FOL190 (x8) [11]		[11] Hydraulic
1.8	6FY (EW7A)	1749cc	Ø 82.70	4 Cyl.	16V	92kW/125PS	DOHC		TD19822
2.0	RFJ (EW10A)	1997cc	Ø 85.00	4 Cyl.	16V	103-104kW/140_141PS	DOHC		TD19823
							FOL205 (x16) [11]		[11] Hydraulic
2.0 Diesel	RHJ (DW10BTED4)	1997cc	Ø 85.00	4 Cyl.	16V	100kW/136PS	DOHC		TD19825
CAM748 ■ CAM749 ■						FOL247 (x16)	FOL115 (x16) [11]		[11] Hydraulic
135 C5 03/01→08/04									
1.6	5FS (EP6C)	1598cc	Ø 77.00	4 Cyl.	16V	88kW/120PS	DOHC		TD24934
						FOL211 (x16)	FOL191 ■ (x8) [11] FOL185 ■ (x8) [11]		[11] Hydraulic
1.6	5FV (EP6CDT)	1598cc	Ø 77.00	4 Cyl.	16V	115kW/156PS	DOHC		TD24936
						FOL211 (x16)	FOL185 (x16) [11]		[11] Hydraulic
1.6 Diesel	9HR (DV6C)	1560cc	Ø 75.00	4 Cyl.	8V	82kW/112PS	SOHC		TD25690
CAM969						FOL228 (x8)	FOL190 (x8) [11]		[11] Hydraulic
1.6 Diesel	9HY (DV6TED4)	1560cc	Ø 75.00	4 Cyl.	16V	80kW/109PS	DOHC		TD19911
1.6 Diesel	9HZ (DV6TED4)	1560cc	Ø 75.00	4 Cyl.	16V	80kW/109PS	DOHC		TD19824
CAM746 ■ CAM747 ■						FOL184 (x16)	FOL190 (x16) [11]		[11] Hydraulic
1.8	6FY (EW7A)	1749cc	Ø 82.70	4 Cyl.	16V	92kW/125PS	DOHC		TD19822
1.8	6FZ (EW7J4)	1749cc	Ø 82.70	4 Cyl.	16V	85kW/115PS	DOHC		TD13548
2.0	RFJ (EW10A)	1997cc	Ø 85.00	4 Cyl.	16V	103-104kW/140_141PS	DOHC		TD19823
2.0	RFN (EW10J4)	1997cc	Ø 85.00	4 Cyl.	16V	100kW/136PS	DOHC		TD15309
							FOL205 (x16) [11]		[11] Hydraulic
2.0	RLZ (EW10D)	1997cc	Ø 85.00	4 Cyl.	16V	103kW/140PS	DOHC		TD16233
							FOL154 (x16) [11]		[11] Hydraulic
2.0 Diesel	RHS (DW10ATED)	1997cc	Ø 85.00	4 Cyl.	8V	79kW/107PS	SOHC		TD20782
2.0 Diesel	RHY (DW10TD)	1997cc	Ø 85.00	4 Cyl.	8V	63kW/86PS	SOHC		TD15311
2.0 Diesel	RHZ (DW10ATED)	1997cc	Ø 85.00	4 Cyl.	8V	80kW/109PS	SOHC		TD12829
CAM679						FOL163 (x8)	FOL154 (x8) [11]		[11] Hydraulic
2.0 Diesel	RHF (DW10BTED4)	1997cc	Ø 85.00	4 Cyl.	16V	100-103kW/136-140PS	DOHC		TD26795
2.0 Diesel	RHR (DW10BTED4)	1997cc	Ø 85.00	4 Cyl.	16V	100kW/136PS	DOHC		TD19912
CAM748 ■ CAM749 ■						FOL247 (x16)	FOL115 (x16) [11]		[11] Hydraulic
2.2 Diesel	4HL (DW12C)	2179cc	Ø 85.00	4 Cyl.	16V	150kW/204PS			TD26899
2.2 Diesel	4HT (DW12BTED4)	2179cc	Ø 85.00	4 Cyl.	16V	125kW/170PS	DOHC		TD20812
						FOL214 (x16)	FOL196 (x16) [11]		[11] Hydraulic
2.2 Diesel	4HX (DW12TED4/FAP)	2179cc	Ø 85.00	4 Cyl.	16V	100kW/136PS	DOHC		TD16165
CAM750 ■ CAM751 ■						FOL247 (x16)	FOL115 (x16) [11]		[11] Hydraulic
2.7 Diesel	DT17ED4	2720cc	Ø 81.00	6 Cyl.	24V	150kW/204PS	DOHC		TD19827
						FOL212 (x24)	FOL190 (x24) [11]		[11] Hydraulic



135 C5		03/01→08/04						
3.0	XFU (ES9A)	2946cc	∅ 87.00	6 Cyl.	24V	155kW/211PS	DOHC	TD21314
3.0	XFV (ES9A)	2946cc	∅ 87.00	6 Cyl.	24V	152kW/207PS	DOHC	TD18962
3.0	XFX (ES9J4S)	2946cc	∅ 87.00	6 Cyl.	24V	152kW/207PS	DOHC	TD16164
							FOL206 (x24) [11]	[11] Hydraulic
3.0 Diesel	DT20C	2993cc	∅ 84.00	6 Cyl.	24V	177kW/241PS	DOHC	TD23526
						FOL212 (x24)		

136 C5 Break		06/01→08/04						
1.6	5FS (EP6C)	1598cc	∅ 77.00	4 Cyl.	16V	88kW/120PS	DOHC	TD24934
						FOL211 (x16)	FOL191 ■ (x8) [11] FOL185 ■ (x8) [11]	[11] Hydraulic
1.6	5FV (EP6DT)	1598cc	∅ 77.00	4 Cyl.	16V	115kW/156PS	DOHC	TD24666
						FOL211 (x16)	FOL185 (x16) [11]	[11] Hydraulic
1.6 Diesel	9HR (DV6C)	1560cc	∅ 75.00	4 Cyl.	8V	82kW/112PS	SOHC	TD25690
CAM969						FOL228 (x8)	FOL190 (x8) [11]	[11] Hydraulic
1.6 Diesel	9HY (DV6TED4)	1560cc	∅ 75.00	4 Cyl.	16V	80kW/109PS	DOHC	TD19911
1.6 Diesel	9HZ (DV6TED4)	1560cc	∅ 75.00	4 Cyl.	16V	80kW/109PS	DOHC	TD19824
CAM746 ■ CAM747 ■						FOL184 (x16)	FOL190 (x16) [11]	[11] Hydraulic
1.8	6FY (EW7A)	1749cc	∅ 82.70	4 Cyl.	16V	92kW/125PS	DOHC	TD19822
1.8	6FZ (EW7J4)	1749cc	∅ 82.70	4 Cyl.	16V	85kW/115PS	DOHC	TD13548
2.0	RFJ (EW10A)	1997cc	∅ 85.00	4 Cyl.	16V	103-104kW/140_141PS	DOHC	TD19823
2.0	RFN (EW10J4)	1997cc	∅ 85.00	4 Cyl.	16V	100kW/136PS	DOHC	TD15309
							FOL205 (x16) [11]	[11] Hydraulic
2.0	RLZ (EW10D)	1997cc	∅ 85.00	4 Cyl.	16V	103kW/140PS	DOHC	TD16233
							FOL154 (x16) [11]	[11] Hydraulic
2.0 Diesel	RHS (DW10ATED)	1997cc	∅ 85.00	4 Cyl.	8V	79kW/107PS	SOHC	TD20782
2.0 Diesel	RHY (DW10TD)	1997cc	∅ 85.00	4 Cyl.	8V	63kW/86PS	SOHC	TD15311
2.0 Diesel	RHZ (DW10ATED)	1997cc	∅ 85.00	4 Cyl.	8V	80kW/109PS	SOHC	TD12829
CAM679						FOL163 (x8)	FOL154 (x8) [11]	[11] Hydraulic
2.0 Diesel	RHF (DW10BTED4)	1997cc	∅ 85.00	4 Cyl.	16V	100-103kW/136-140PS	DOHC	TD26795
2.0 Diesel	RHR (DW10BTED4)	1997cc	∅ 85.00	4 Cyl.	16V	100kW/136PS	DOHC	TD19912
CAM748 ■ CAM749 ■						FOL247 (x16)	FOL115 (x16) [11]	[11] Hydraulic
2.2 Diesel	4HL (DW12C)	2179cc	∅ 85.00	4 Cyl.	16V	150kW/204PS		TD26899
2.2 Diesel	4HT (DW12BTED4)	2179cc	∅ 85.00	4 Cyl.	16V	125kW/170PS	DOHC	TD20812
						FOL214 (x16)	FOL196 (x16) [11]	[11] Hydraulic
2.2 Diesel	4HX (DW12TED4/FAP)	2179cc	∅ 85.00	4 Cyl.	16V	100kW/136PS	DOHC	TD16165
CAM750 ■ CAM751 ■						FOL247 (x16)	FOL115 (x16) [11]	[11] Hydraulic
2.7 Diesel	DT17ED4	2720cc	∅ 81.00	6 Cyl.	24V	150kW/204PS	DOHC	TD19827
2.7 Diesel	UHZ (DT17BTED4)	2720cc	∅ 81.00	6 Cyl.	24V	150kW/204PS	DOHC	TD21319
						FOL212 (x24)	FOL190 (x24) [11]	[11] Hydraulic



136 C5 Break 06/01→08/04

3.0	XFU (ES9A)	2946cc	Ø 87.00	6 Cyl.	24V	155kW/211PS	DOHC	TD21314
3.0	AFX (ES9J4S)	2946cc	Ø 87.00	6 Cyl.	24V	152kW/207PS	DOHC	TD16164
							FOL206 (x24) [11]	[11] Hydraulic
3.0 Diesel	DT20C	2993cc	Ø 84.00	6 Cyl.	24V	177kW/241PS	DOHC	TD23526
						FOL212 (x24)		

137 C6 09/05→

2.2 Diesel	4HT (DW12BTED4)	2179cc	Ø 85.00	4 Cyl.	16V	125kW/170PS	DOHC	TD20812
						FOL214 (x16)	FOL196 (x16) [11]	[11] Hydraulic
2.7 Diesel	DT17ED4	2720cc	Ø 81.00	6 Cyl.	24V	150kW/204PS	DOHC	TD19827
2.7 Diesel	UHZ (DT17BTED4)	2720cc	Ø 81.00	6 Cyl.	24V	150kW/204PS	DOHC	TD21319
						FOL212 (x24)	FOL190 (x24) [11]	[11] Hydraulic
3.0	XFV (ES9A)	2946cc	Ø 87.00	6 Cyl.	24V	152kW/207PS	DOHC	TD18962
3.0	AFX (ES9J4S)	2946cc	Ø 87.00	6 Cyl.	24V	152kW/207PS	DOHC	TD16164
							FOL206 (x24) [11]	[11] Hydraulic
3.0 Diesel	DT20C	2993cc	Ø 84.00	6 Cyl.	24V	177kW/241PS	DOHC	TD23526
						FOL212 (x24)		

138 C8 07/02→

2.0	RFJ (EW10A)	1997cc	Ø 85.00	4 Cyl.	16V	103-104kW/140_141PS	DOHC	TD19823
2.0	RFN (EW10J4)	1997cc	Ø 85.00	4 Cyl.	16V	100kW/136PS	DOHC	TD15309
							FOL205 (x16) [11]	[11] Hydraulic
2.0 Diesel	RHK (DW10UTED4)	1997cc	Ø 85.00	4 Cyl.	16V	79kW/107PS	DOHC	TD20787
2.0 Diesel	RHR (DW10BTED4)	1997cc	Ø 85.00	4 Cyl.	16V	100kW/136PS	DOHC	TD19912
CAM748						FOL247 (x16)	FOL115 (x16) [11]	[11] Hydraulic
CAM749								
2.0 Diesel	RHM (DW10ATED4)	1997cc	Ø 85.00	4 Cyl.	16V	79kW/107PS	DOHC	TD20786
2.0 Diesel	RHT (DW10ATED4)	1997cc	Ø 85.00	4 Cyl.	16V	79kW/107PS	DOHC	TD20785
2.0 Diesel	RHW (DW10ATED4)	1997cc	Ø 85.00	4 Cyl.	16V	80kW/109PS	DOHC	TD20784
CAM750						FOL247 (x16)	FOL115 (x16) [11]	[11] Hydraulic
CAM751								
2.2	3FZ (EW12J4)	2230cc	Ø 86.00	4 Cyl.	16V	116kW/158PS	DOHC	TD16485
							FOL205 (x16) [11]	[11] Hydraulic
2.2 Diesel	4HW (DW12TED4)	2179cc	Ø 85.00	4 Cyl.	16V	94kW/128PS	DOHC	TD20024
CAM750						FOL247 (x16)	FOL115 (x16) [11]	[11] Hydraulic
CAM751								
2.2 Diesel	4HT (DW12BTED4)	2179cc	Ø 85.00	4 Cyl.	16V	125kW/170PS	DOHC	TD20812
						FOL214 (x16)	FOL196 (x16) [11]	[11] Hydraulic
3.0	AFX (ES9J4S)	2946cc	Ø 87.00	6 Cyl.	24V	152kW/207PS	DOHC	TD16164
							FOL206 (x24) [11]	[11] Hydraulic



139 C15		10/84→12/00						
1.1	HDZ (TU1M)	1124cc	∅ 72.00	4 Cyl.	8V	40kW/54PS	SOHC	TD661
CAM733						FOL160 (x8)		
1.1	XW7 (109K)	1124cc	∅ 72.00	4 Cyl.	8V	35kW/47PS	SOHC	TD563
1.4	K3A (TU3)	1360cc	∅ 75.00	4 Cyl.	8V	40-46kW/54-63PS	SOHC	TD6569
1.4	XY7 (150D)	1360cc	∅ 75.00	4 Cyl.	8V	44kW/60PS	SOHC	TD5091
CAM540								
1.4	K1H (TU3A)	1360cc	∅ 75.00	4 Cyl.	8V	47-49kW/64-67PS	SOHC	TD4272
CAM731 [15]						FOL160 (x8)		[15] Euro 3 (D3)
1.4	KDY (TU3M)	1360cc	∅ 75.00	4 Cyl.	8V	55kW/75PS	SOHC	TD5160
						FOL160 (x8)		
1.8 Diesel	161A (XUD7)	1769cc	∅ 80.00	4 Cyl.	8V	44kW/60PS	SOHC	TD4258
CAM354 [28] CAM373 [18]			CKS2373 [18]			FOL150 (x8) [6][13] FOL73 (x8) [10][13]		[6] Height: 25mm [10] Height: 35mm [13] Mechanical [18] Camshaft driven vacuum pump. [28] Pulley driven vacuum pump.

140 C25		11/81→02/94						
1.9 Diesel	D9B (XUD9A/U)	1905cc	∅ 83.00	4 Cyl.	8V	66kW/90PS	SOHC	TD4266
1.9 Diesel	DJY (XUD9A)	1905cc	∅ 83.00	4 Cyl.	8V	51kW/70PS	SOHC	TD6556
CAM354 [28] CAM373 [18]			CKS2373 [18]			FOL150 (x8) [6][13] FOL73 (x8) [10][13]		[6] Height: 25mm [10] Height: 35mm [13] Mechanical [18] Camshaft driven vacuum pump. [28] Pulley driven vacuum pump.
2.5 Diesel	CRD93L (U25/661)	2500cc	∅ 93.00	4 Cyl.	8V	54-55kW/73-75PS	SOHC	TD625
CAM718 01/89→								

141 C-Crosser		02/07→						
2.2 Diesel	4HN (DW12MTED4)	2179cc		4 Cyl.	16V	115kW/156PS	DOHC	TD24713
						FOL214 (x16)	FOL196 (x16) [11]	[11] Hydraulic

142 Dispatch		10/95→12/06						
1.6	220 A2.000	1581cc	∅ 86.40	4 Cyl.	8V	59kW/80PS	SOHC	TD6587
CAM540								
1.6 Diesel	9HH (DV6DUM)	1560cc	∅ 75.00	4 Cyl.	8V	66kW/90PS	DOHC	TD29698
1.6 Diesel	9HM (DV6UC)	1560cc	∅ 75.00	4 Cyl.	8V	66kW/90PS	DOHC	TD28622
CAM969						FOL228 (x8)	FOL190 (x8) [11]	[11] Hydraulic
1.9 Diesel	WJY (DW8B)	1868cc	∅ 82.20	4 Cyl.	8V	51kW/70PS	SOHC	TD15310
CAM373 [18]			CKS2373 [18]			FOL150 (x8) [6][13]		[6] Height: 25mm [13] Mechanical [18] Camshaft driven vacuum pump.



142 Dispatch

10/95→12/06

1.9 Diesel	D8B (XUD9TF)	1905cc	Ø 83.00	4 Cyl.	8V	66kW/90PS	SOHC	TD5046
1.9 Diesel	D9B (XUD9A/U)	1905cc	Ø 83.00	4 Cyl.	8V	66kW/90PS	SOHC	TD4266
1.9 Diesel	DHX (XUD9TF/BTF)	1905cc	Ø 83.00	4 Cyl.	8V	66kW/90PS	SOHC	TD4268
1.9 Diesel	WJZ (DW8)	1868cc	Ø 82.20	4 Cyl.	8V	51kW/70PS	SOHC	TD10708
CAM354 [28] CAM373 [18]			CKS2373 [18]				FOL150 (x8) [6][13] FOL73 (x8) [10][13]	[6] Height: 25mm [10] Height: 35mm [13] Mechanical [18] Camshaft driven vacuum pump. [28] Pulley driven vacuum pump.
2.0	RFH (EW10A)	1997cc	Ø 85.00	4 Cyl.	16V	103kW/140PS	DOHC	TD24145
2.0	RFN (EW10J4)	1997cc	Ø 85.00	4 Cyl.	16V	100kW/136PS	DOHC	TD15309
							FOL205 (x16) [11]	[11] Hydraulic
2.0 Diesel	RHX (DW10BTED)	1997cc	Ø 85.00	4 Cyl.	8V	69kW/94PS	SOHC	TD21039
2.0 Diesel	RHZ (DW10ATED)	1997cc	Ø 85.00	4 Cyl.	8V	80kW/109PS	SOHC	TD12829
CAM679						FOL163 (x8)	FOL154 (x8) [11]	[11] Hydraulic
2.0 Diesel	RHK (DW10UTED4)	1997cc	Ø 85.00	4 Cyl.	16V	79kW/107PS	DOHC	TD20787
2.0 Diesel	RHR (DW10BTED4)	1997cc	Ø 85.00	4 Cyl.	16V	100kW/136PS	DOHC	TD19912
CAM748 ■ CAM749 ■						FOL247 (x16)	FOL115 (x16) [11]	[11] Hydraulic
2.0 Diesel	RHW (DW10ATED4)	1997cc	Ø 85.00	4 Cyl.	16V	80kW/109PS	DOHC	TD20784
CAM750 ■ CAM751 ■						FOL247 (x16)	FOL115 (x16) [11]	[11] Hydraulic

143 DS3

11/09→

1.4	8FP (EP3)	1397cc	Ø 77.00	4 Cyl.	16V	70kW/95PS	DOHC	TD25076
						FOL211 (x16)	FOL191 ■ (x8) [11] FOL185 ■ (x8) [11]	[11] Hydraulic
1.4 Diesel	8HR (DV4C)	1398cc	Ø 73.70	4 Cyl.	8V	50kW/68PS	SOHC	TD25061
CAM969						FOL228 (x8)	FOL190 (x8) [11]	[11] Hydraulic
1.6	5FS (EP6C)	1598cc	Ø 77.00	4 Cyl.	16V	88kW/120PS	DOHC	TD24934
						FOL211 (x16)	FOL191 ■ (x8) [11] FOL185 ■ (x8) [11]	[11] Hydraulic
1.6	5FR (EP6DT)	1598cc	Ø 77.00	4 Cyl.	16V	115kW/156PS	DOHC	TD24933
1.6	5FV (EP6CDT)	1598cc	Ø 77.00	4 Cyl.	16V	115kW/156PS	DOHC	TD24936
1.6	5FX (EP6DT)	1598cc	Ø 77.00	4 Cyl.	16V	110kW/150PS	DOHC	TD23516
						FOL211 (x16)	FOL185 (x16) [11]	[11] Hydraulic
1.6 Diesel	9HL (DV6C)	1560cc	Ø 75.00	4 Cyl.	8V	82kW/112PS	SOHC	TD26985
1.6 Diesel	9HP (DV6DTED)	1560cc	Ø 75.00	4 Cyl.	8V	68kW/92PS	SOHC	TD25092
1.6 Diesel	9HR (DV6C)	1560cc	Ø 75.00	4 Cyl.	8V	82kW/112PS	SOHC	TD25690
1.6 Diesel	BHZ (DV6FC)	1560cc	Ø 75.00	4 Cyl.	8V	88kW/120PS	SOHC	TD28612
CAM969						FOL228 (x8)	FOL190 (x8) [11]	[11] Hydraulic



144 DS4		04/11→						
1.6	5F5 (EP6C)	1598cc	∅ 77.00	4 Cyl.	16V	88kW/120PS	DOHC	TD24934
						FOL211 (x16)	FOL191 ■ (x8) [11] FOL185 ■ (x8) [11]	[11] Hydraulic
1.6	5FV (EP6CDT)	1598cc	∅ 77.00	4 Cyl.	16V	115kW/156PS	DOHC	TD24936
						FOL211 (x16)	FOL185 (x16) [11]	[11] Hydraulic
1.6 Diesel	9HL (DV6C)	1560cc	∅ 75.00	4 Cyl.	8V	82kW/112PS	SOHC	TD26985
1.6 Diesel	9HP (DV6DTEd)	1560cc	∅ 75.00	4 Cyl.	8V	68kW/92PS	SOHC	TD25092
1.6 Diesel	9HR (DV6C)	1560cc	∅ 75.00	4 Cyl.	8V	82kW/112PS	SOHC	TD25690
CAM969						FOL228 (x8)	FOL190 (x8) [11]	[11] Hydraulic
145 DS5		11/11→						
1.6	5FV (EP6CDT)	1598cc	∅ 77.00	4 Cyl.	16V	115kW/156PS	DOHC	TD24936
						FOL211 (x16)	FOL185 (x16) [11]	[11] Hydraulic
1.6 Diesel	9HR (DV6C)	1560cc	∅ 75.00	4 Cyl.	8V	82kW/112PS	SOHC	TD25690
CAM969						FOL228 (x8)	FOL190 (x8) [11]	[11] Hydraulic
146 Evasion		11/94→07/02						
1.9 Diesel	D8B (XUD9TF)	1905cc	∅ 83.00	4 Cyl.	8V	66kW/90PS	SOHC	TD5046
1.9 Diesel	DHX (XUD9TF/BTF)	1905cc	∅ 83.00	4 Cyl.	8V	66kW/90PS	SOHC	TD4268
CAM354 [28] CAM373 [18]		CKS2373 [18]					FOL150 (x8) [6][13] FOL73 (x8) [10][13]	[6] Height: 25mm [10] Height: 35mm [13] Mechanical [18] Camshaft driven vacuum pump. [28] Pulley driven vacuum pump.
2.0	RFN (EW10J4)	1997cc	∅ 85.00	4 Cyl.	16V	100kW/136PS	DOHC	TD15309
							FOL205 (x16) [11]	[11] Hydraulic
2.0	RFV (XU10J4R)	1998cc	∅ 86.00	4 Cyl.	16V	99kW/135PS	DOHC	TD11667
							FOL134 (x16) [11]	[11] Hydraulic
2.0 Diesel	RHZ (DW10ATED)	1997cc	∅ 85.00	4 Cyl.	8V	80kW/109PS	SOHC	TD12829
CAM679						FOL163 (x8)	FOL154 (x8) [11]	[11] Hydraulic
2.0 Diesel	RHW (DW10ATED4)	1997cc	∅ 85.00	4 Cyl.	16V	80kW/109PS	DOHC	TD20784
CAM750 ■ CAM751 ■						FOL247 (x16)	FOL115 (x16) [11]	[11] Hydraulic
2.1 Diesel	P8C (XUD11BTE)	2088cc	∅ 85.00	4 Cyl.	12V	81kW/110PS	SOHC	TD4281
CAM674						FOL116 (x12)	FOL109 (x12) [11] TTP3 (x12)	[11] Hydraulic



147 Jumper

02/94→

1.9 Diesel	D8C (XUD9UTF)	1905cc	Ø 83.00	4 Cyl.	8V	68kW/92PS	SOHC	TD4264
							FOL150 (x8) [6][13]	[6] Height: 25mm [13] Mechanical
1.9 Diesel	D9B (XUD9A/U)	1905cc	Ø 83.00	4 Cyl.	8V	66kW/90PS	SOHC	TD4266
1.9 Diesel	DHX (XUD9TF/BTF)	1905cc	Ø 83.00	4 Cyl.	8V	66kW/90PS	SOHC	TD4268
1.9 Diesel	DJY (XUD9A)	1905cc	Ø 83.00	4 Cyl.	8V	51kW/70PS	SOHC	TD6556
CAM354 [28] CAM373 [18]							CKS2373 [18] FOL150 (x8) [6][13] FOL73 (x8) [10][13]	[6] Height: 25mm [10] Height: 35mm [13] Mechanical [18] Camshaft driven vacuum pump. [28] Pulley driven vacuum pump.
2.0 Diesel	RHV (DW10TD)	1997cc	Ø 85.00	4 Cyl.	8V	62kW/84PS	SOHC	TD24877
2.0 Diesel	RHV (DW10UTD)	1997cc	Ø 85.00	4 Cyl.	8V	62kW/84PS	SOHC	TD16739
CAM679							FOL163 (x8) FOL190 (x8) [11]	[11] Hydraulic
2.2 Diesel	4HY (DW12UTD)	2179cc	Ø 85.00	4 Cyl.	8V	74kW/101PS	SOHC	TD24468
							FOL163 (x8) FOL190 (x8) [11]	[11] Hydraulic
2.2 Diesel	4HU (P22DTE)	2198cc	Ø 86.00	4 Cyl.	16V	88kW/120PS	DOHC	TD24538
2.2 Diesel	4HV (P22DTE)	2198cc	Ø 86.00	4 Cyl.	16V	74kW/101PS	DOHC	TD24537
							FOL188 (x16) FOL188C (x1)	
2.5 Diesel	T9A (DJ5)	2446cc	Ø 92.00	4 Cyl.	8V	63kW/86PS		TD4293
CAM677							FOL116 (x8) FOL109 (x8) [11] TTP3 (x8)	[11] Hydraulic
2.5 Diesel	THX (DJ5TED)	2446cc	Ø 92.00	4 Cyl.	8V	79kW/107PS		TD11889
CAM678							FOL118 (x8) [11] TTP3 (x8)	[11] Hydraulic
2.5 Diesel	T8A (DJ5T)	2446cc	Ø 92.00	4 Cyl.	12V	76kW/103PS		TD4292
CAM676							FOL116 (x12) FOL109 (x12) [11] TTP3 (x12)	[11] Hydraulic
2.8 Diesel	8140.43N	2798cc	Ø 94.40	4 Cyl.	8V	107kW/146PS	SOHC	TD18297
2.8 Diesel	8140.43S	2798cc	Ø 94.40	4 Cyl.	8V	92kW/125PS	SOHC	TD17849
CAM681							FOL169 (x8) [13]	[13] Mechanical

148 Jumpy

10/95→12/06

1.6	220 A2.000	1581cc	Ø 86.40	4 Cyl.	8V	59kW/80PS	SOHC	TD6587
CAM540								
1.6 Diesel	9HH (DV6DUM)	1560cc	Ø 75.00	4 Cyl.	8V	66kW/90PS	DOHC	TD29698
1.6 Diesel	9HM (DV6UC)	1560cc	Ø 75.00	4 Cyl.	8V	66kW/90PS	DOHC	TD28622
CAM969							FOL228 (x8) FOL190 (x8) [11]	[11] Hydraulic
1.9 Diesel	WJY (DW8B)	1868cc	Ø 82.20	4 Cyl.	8V	51kW/70PS	SOHC	TD15310
CAM373 [18]							CKS2373 [18] FOL150 (x8) [6][13]	[6] Height: 25mm [13] Mechanical [18] Camshaft driven vacuum pump.



148 Jumpy		10/95→12/06						
1.9 Diesel	D8B (XUD9TF)	1905cc	∅ 83.00	4 Cyl.	8V	66kW/90PS	SOHC	TD5046
1.9 Diesel	D9B (XUD9A/U)	1905cc	∅ 83.00	4 Cyl.	8V	66kW/90PS	SOHC	TD4266
1.9 Diesel	DHX (XUD9TF/BTF)	1905cc	∅ 83.00	4 Cyl.	8V	66kW/90PS	SOHC	TD4268
1.9 Diesel	WJZ (DW8)	1868cc	∅ 82.20	4 Cyl.	8V	51kW/70PS	SOHC	TD10708
CAM354 [28] CAM373 [18]					CKS2373 [18]		FOL150 (x8) [6][13] FOL73 (x8) [10][13]	[6] Height: 25mm [10] Height: 35mm [13] Mechanical [18] Camshaft driven vacuum pump. [28] Pulley driven vacuum pump.
2.0	RFH (EW10A)	1997cc	∅ 85.00	4 Cyl.	16V	103kW/140PS	DOHC	TD24145
2.0	RFN (EW10J4)	1997cc	∅ 85.00	4 Cyl.	16V	100kW/136PS	DOHC	TD15309
							FOL205 (x16) [11]	[11] Hydraulic
2.0 Diesel	RHX (DW10BTD)	1997cc	∅ 85.00	4 Cyl.	8V	69kW/94PS	SOHC	TD21039
2.0 Diesel	RHZ (DW10ATED)	1997cc	∅ 85.00	4 Cyl.	8V	80kW/109PS	SOHC	TD12829
CAM679						FOL163 (x8)	FOL154 (x8) [11]	[11] Hydraulic
2.0 Diesel	RHK (DW10UTED4)	1997cc	∅ 85.00	4 Cyl.	16V	79kW/107PS	DOHC	TD20787
2.0 Diesel	RHR (DW10BTD4)	1997cc	∅ 85.00	4 Cyl.	16V	100kW/136PS	DOHC	TD19912
CAM748 ■ CAM749 □						FOL247 (x16)	FOL115 (x16) [11]	[11] Hydraulic
2.0 Diesel	RHW (DW10ATED4)	1997cc	∅ 85.00	4 Cyl.	16V	80kW/109PS	DOHC	TD20784
CAM750 ■ CAM751 □						FOL247 (x16)	FOL115 (x16) [11]	[11] Hydraulic
149 LNA		07/82→04/85						
1.1	XW7 (109/5E)	1124cc	∅ 72.00	4 Cyl.	8V	33-50kW/45-50PS	SOHC	TD565
CAM540								
150 Nemo		02/08→						
1.3 Diesel	FHZ (F13DTE5)	1248cc	∅ 69.60	4 Cyl.	16V	55kW/75PS	DOHC	TD25689
CAM711 ■ CAM712 □						FOL233 (x16)	FOL187 (x16) [11]	[11] Hydraulic
1.4	KFV (TU3A)	1360cc	∅ 75.00	4 Cyl.	8V	49-54kW/67-73PS	SOHC	TD23774
CAM731 [16] CAM733 [14] →07/98 CAM732 [17] 03/98→						FOL160 (x8)		[14] Euro 2 [16] Euro 3 (D3);Euro 4 (D4) [17] Euro1 to Euro2
1.4 Diesel	8HS (DV4TED)	1398cc	∅ 73.70	4 Cyl.	8V	50kW/68PS	SOHC	TD25063
CAM726						FOL228 (x8)	FOL190 (x8) [11]	[11] Hydraulic



151 Relay 02/94→

1.9 Diesel	D8C (XUD9UTF)	1905cc	Ø 83.00	4 Cyl.	8V	68kW/92PS	SOHC	TD4264
							FOL150 (x8) [6][13]	[6] Height: 25mm [13] Mechanical
1.9 Diesel	D9B (XUD9A/U)	1905cc	Ø 83.00	4 Cyl.	8V	66kW/90PS	SOHC	TD4266
1.9 Diesel	DHX (XUD9TF/BTF)	1905cc	Ø 83.00	4 Cyl.	8V	66kW/90PS	SOHC	TD4268
1.9 Diesel	DJY (XUD9A)	1905cc	Ø 83.00	4 Cyl.	8V	51kW/70PS	SOHC	TD6556
CAM354 [28] CAM373 [18]							FOL150 (x8) [6][13] FOL73 (x8) [10][13]	[6] Height: 25mm [10] Height: 35mm [13] Mechanical [18] Camshaft driven vacuum pump. [28] Pulley driven vacuum pump.
2.0 Diesel	RHV (DW10TD)	1997cc	Ø 85.00	4 Cyl.	8V	62kW/84PS	SOHC	TD24877
2.0 Diesel	RHV (DW10UTD)	1997cc	Ø 85.00	4 Cyl.	8V	62kW/84PS	SOHC	TD16739
CAM679							FOL163 (x8) FOL190 (x8) [11]	[11] Hydraulic
2.2 Diesel	4HY (DW12UTD)	2179cc	Ø 85.00	4 Cyl.	8V	74kW/101PS	SOHC	TD24468
							FOL163 (x8) FOL190 (x8) [11]	[11] Hydraulic
2.2 Diesel	4HU (P22DTE)	2198cc	Ø 86.00	4 Cyl.	16V	88kW/120PS	DOHC	TD24538
2.2 Diesel	4HV (P22DTE)	2198cc	Ø 86.00	4 Cyl.	16V	74kW/101PS	DOHC	TD24537
							FOL188 (x16) FOL188C (x1)	
2.5 Diesel	T9A (DJ5)	2446cc	Ø 92.00	4 Cyl.	8V	63kW/86PS		TD4293
CAM677							FOL116 (x8) FOL109 (x8) [11] TTP3 (x8)	[11] Hydraulic
2.5 Diesel	THX (DJ5TED)	2446cc	Ø 92.00	4 Cyl.	8V	79kW/107PS		TD11889
CAM678							FOL118 (x8) [11] TTP3 (x8)	[11] Hydraulic
2.5 Diesel	T8A (DJ5T)	2446cc	Ø 92.00	4 Cyl.	12V	76kW/103PS		TD4292
CAM676							FOL116 (x12) FOL109 (x12) [11] TTP3 (x12)	[11] Hydraulic
2.8 Diesel	8140.43N	2798cc	Ø 94.40	4 Cyl.	8V	107kW/146PS	SOHC	TD18297
2.8 Diesel	8140.43S	2798cc	Ø 94.40	4 Cyl.	8V	92kW/125PS	SOHC	TD17849
CAM681							FOL169 (x8) [13]	[13] Mechanical

152 Saxo 02/96→04/04

1.0	CDZ (TU9M)	954cc	Ø 70.00	4 Cyl.	8V	40kW/54PS	SOHC	TD10787
							FOL160 (x8)	
1.1	HDZ (TU1M)	1124cc	Ø 72.00	4 Cyl.	8V	40kW/54PS	SOHC	TD661
CAM733							FOL160 (x8)	
1.4	KFW (TU3JP)	1360cc	Ø 75.00	4 Cyl.	8V	55kW/75PS	SOHC	TD14731
1.4	KFX (TU3JP)	1360cc	Ø 75.00	4 Cyl.	8V	55kW/75PS	SOHC	TD6554
CAM731 [16] CAM733 [14] →07/98 CAM732 [17] 03/98→							FOL160 (x8)	[14] Euro 2 [16] Euro 3 (D3);Euro 4 (D4) [17] Euro1 to Euro2
1.5 Diesel	VJY (TUD5)	1527cc	Ø 77.00	4 Cyl.	8V	42kW/57PS	SOHC	TD11890
1.5 Diesel	VJZ (TUD5)	1527cc	Ø 77.00	4 Cyl.	8V	42kW/57PS	SOHC	TD4296
CAM461							FOL126 (x8) [13]	[13] Mechanical



152 Saxo 02/96→04/04

1.6	NFZ (TU5JP)	1587cc	∅ 78.50	4 Cyl.	8V	66kW/89PS	SOHC	TD9458
-----	-------------	--------	---------	--------	----	-----------	------	--------

FOL160 (x8)

1.6	NFX (TU5JP4)	1587cc	∅ 78.50	4 Cyl.	16V	87kW/118PS	DOHC	TD10788
-----	--------------	--------	---------	--------	-----	------------	------	---------

FOL206 (x16) [11]

[11] Hydraulic

153 Synergy 11/94→07/02

1.9 Diesel	D8B (XUD9TF)	1905cc	∅ 83.00	4 Cyl.	8V	66kW/90PS	SOHC	TD5046
------------	--------------	--------	---------	--------	----	-----------	------	--------

1.9 Diesel	DHX (XUD9TF/BTF)	1905cc	∅ 83.00	4 Cyl.	8V	66kW/90PS	SOHC	TD4268
------------	------------------	--------	---------	--------	----	-----------	------	--------

CAM354 [28] CAM373 [18]	CKS2373 [18]	FOL150 (x8) [6][13] FOL73 (x8) [10][13]	[6] Height: 25mm [10] Height: 35mm [13] Mechanical [18] Camshaft driven vacuum pump. [28] Pulley driven vacuum pump.
----------------------------	--------------	--	--

2.0	RFV (XU10J4R)	1998cc	∅ 86.00	4 Cyl.	16V	99kW/135PS	DOHC	TD11667
-----	---------------	--------	---------	--------	-----	------------	------	---------

FOL134 (x16) [11]

[11] Hydraulic

2.0 Diesel	RHZ (DW10ATED)	1997cc	∅ 85.00	4 Cyl.	8V	80kW/109PS	SOHC	TD12829
------------	----------------	--------	---------	--------	----	------------	------	---------

CAM679	FOL163 (x8)	FOL154 (x8) [11]	[11] Hydraulic
--------	-------------	------------------	----------------

2.0 Diesel	RHW (DW10ATED4)	1997cc	∅ 85.00	4 Cyl.	16V	80kW/109PS	DOHC	TD20784
------------	-----------------	--------	---------	--------	-----	------------	------	---------

CAM750 ■ CAM751 ■	FOL247 (x16)	FOL115 (x16) [11]	[11] Hydraulic
----------------------	--------------	-------------------	----------------

2.1 Diesel	P8C (XUD11BTE)	2088cc	∅ 85.00	4 Cyl.	12V	81kW/110PS	SOHC	TD4281
------------	----------------	--------	---------	--------	-----	------------	------	--------

CAM674	FOL116 (x12)	FOL109 (x12) [11] TTP3 (x12)	[11] Hydraulic
--------	--------------	---------------------------------	----------------

154 Visa 09/78→03/91

1.1	XW7 (109/5)	1124cc	∅ 72.00	4 Cyl.	8V	37kW/50PS	SOHC	TD564
-----	-------------	--------	---------	--------	----	-----------	------	-------

1.1	XW7 (109/5F)	1124cc	∅ 72.00	4 Cyl.	8V	33-37kW/45-50PS	SOHC	TD566
-----	--------------	--------	---------	--------	----	-----------------	------	-------

1.1	XW7 (109K)	1124cc	∅ 72.00	4 Cyl.	8V	35kW/47PS	SOHC	TD563
-----	------------	--------	---------	--------	----	-----------	------	-------

1.2	129/5	1219cc	∅ 75.00	4 Cyl.	8V	42kW/57PS	SOHC	TD574
-----	-------	--------	---------	--------	----	-----------	------	-------

1.4	XY7 (150D)	1360cc	∅ 75.00	4 Cyl.	8V	44kW/60PS	SOHC	TD5091
-----	------------	--------	---------	--------	----	-----------	------	--------

1.4	XY8 (150B)	1360cc	∅ 75.00	4 Cyl.	8V	46kW/62PS	SOHC	TD577
-----	------------	--------	---------	--------	----	-----------	------	-------

CAM540								
--------	--	--	--	--	--	--	--	--

1.8 Diesel	161A (XUD7)	1769cc	∅ 80.00	4 Cyl.	8V	44kW/60PS	SOHC	TD4258
------------	-------------	--------	---------	--------	----	-----------	------	--------

CAM354 [28] CAM373 [18]	CKS2373 [18]	FOL150 (x8) [6][13] FOL73 (x8) [10][13]	[6] Height: 25mm [10] Height: 35mm [13] Mechanical [18] Camshaft driven vacuum pump. [28] Pulley driven vacuum pump.
----------------------------	--------------	--	--


155 Xantia 03/93→04/03

1.8	LFY (XU7JP4)	1761cc	Ø 83.00	4 Cyl.	16V	66/85kW/90/116PS	DOHC	TD4279
							FOL134 (x16) [11]	[11] Hydraulic
1.9 Diesel	DHW (XUD9SD)	1905cc	Ø 83.00	4 Cyl.	8V	66kW/89PS	SOHC	TD10689
CAM373 [18]							FOL150 (x8) [6][13]	[6] Height: 25mm [13] Mechanical [18] Camshaft driven vacuum pump.
1.9 Diesel	D9B (XUD9A/L)	1905cc	Ø 83.00	4 Cyl.	8V	50kW/68PS	SOHC	TD4267
1.9 Diesel	DHX (XUD9TF/BTF)	1905cc	Ø 83.00	4 Cyl.	8V	66kW/90PS	SOHC	TD4268
1.9 Diesel	DHY (XUD9TE/Y)	1905cc	Ø 83.00	4 Cyl.	8V	44/66kW/60/90PS	SOHC	TD4269
1.9 Diesel	DJZ (XUD9Y)	1905cc	Ø 83.00	4 Cyl.	8V	52kW/71PS	SOHC	TD646
CAM354 [28] CAM373 [18]						CKS2373 [18]	FOL150 (x8) [6][13] FOL73 (x8) [10][13]	[6] Height: 25mm [10] Height: 35mm [13] Mechanical [18] Camshaft driven vacuum pump. [28] Pulley driven vacuum pump.
2.0	RFV (XU10J4R)	1998cc	Ø 86.00	4 Cyl.	16V	99kW/135PS	DOHC	TD11667
2.0	RFY (XU10J4/Z)	1998cc	Ø 86.00	4 Cyl.	16V	112kW/152PS	DOHC	TD4288
							FOL134 (x16) [11]	[11] Hydraulic
2.0 Diesel	RHY (DW10TD)	1997cc	Ø 85.00	4 Cyl.	8V	63kW/86PS	SOHC	TD15311
2.0 Diesel	RHZ (DW10ATED)	1997cc	Ø 85.00	4 Cyl.	8V	80kW/109PS	SOHC	TD12829
CAM679						FOL163 (x8)	FOL154 (x8) [11]	[11] Hydraulic
2.1 Diesel	P8C (XUD11BTE)	2088cc	Ø 85.00	4 Cyl.	12V	81kW/110PS	SOHC	TD4281
CAM674						FOL116 (x12)	FOL109 (x12) [11] TTP3 (x12)	[11] Hydraulic
3.0	XFZ (ES9J4)	2946cc	Ø 87.00	6 Cyl.	24V	152kW/207PS	DOHC	TD5487
							FOL206 (x24) [11]	[11] Hydraulic

156 Xantia Break 06/95→04/03

1.8	LFY (XU7JP4)	1761cc	Ø 83.00	4 Cyl.	16V	66/85kW/90/116PS	DOHC	TD4279
							FOL134 (x16) [11]	[11] Hydraulic
1.9 Diesel	DHW (XUD9SD)	1905cc	Ø 83.00	4 Cyl.	8V	66kW/89PS	SOHC	TD10689
CAM373 [18]							FOL150 (x8) [6][13]	[6] Height: 25mm [13] Mechanical [18] Camshaft driven vacuum pump.
1.9 Diesel	D8B (XUD9TF)	1905cc	Ø 83.00	4 Cyl.	8V	66kW/90PS	SOHC	TD5046
1.9 Diesel	DHX (XUD9TF/BTF)	1905cc	Ø 83.00	4 Cyl.	8V	66kW/90PS	SOHC	TD4268
1.9 Diesel	DHY (XUD9TE/Y)	1905cc	Ø 83.00	4 Cyl.	8V	44/66kW/60/90PS	SOHC	TD4269
CAM354 [28] CAM373 [18]						CKS2373 [18]	FOL150 (x8) [6][13] FOL73 (x8) [10][13]	[6] Height: 25mm [10] Height: 35mm [13] Mechanical [18] Camshaft driven vacuum pump. [28] Pulley driven vacuum pump.
2.0	RFV (XU10J4R)	1998cc	Ø 86.00	4 Cyl.	16V	99kW/135PS	DOHC	TD11667
							FOL134 (x16) [11]	[11] Hydraulic



156 Xantia Break		06/95→04/03						
2.0 Diesel	RHY (DW10TD)	1997cc	Ø 85.00	4 Cyl.	8V	63kW/86PS	SOHC	TD15311
2.0 Diesel	RHZ (DW10ATED)	1997cc	Ø 85.00	4 Cyl.	8V	80kW/109PS	SOHC	TD12829
CAM679						FOL163 (x8)	FOL154 (x8) [11]	[11] Hydraulic
2.1 Diesel	P8C (XUD11BTE)	2088cc	Ø 85.00	4 Cyl.	12V	81kW/110PS	SOHC	TD4281
CAM674						FOL116 (x12)	FOL109 (x12) [11] TTP3 (x12)	[11] Hydraulic
3.0	XFZ (ES9J4)	2946cc	Ø 87.00	6 Cyl.	24V	152kW/207PS	DOHC	TD5487
							FOL206 (x24) [11]	[11] Hydraulic

157 XM		05/89→10/00						
2.0	RFV (XU10J4R)	1998cc	Ø 86.00	4 Cyl.	16V	99kW/135PS	DOHC	TD11667
							FOL134 (x16) [11]	[11] Hydraulic
2.1 Diesel	P8A (XUD11ATE)	2088cc	Ø 85.00	4 Cyl.	12V	80-81kW/109-110PS	SOHC	TD711
2.1 Diesel	P8C (XUD11BTE)	2088cc	Ø 85.00	4 Cyl.	12V	81kW/110PS	SOHC	TD4281
2.1 Diesel	PHZ (XUD11ATE)	2088cc	Ø 85.00	4 Cyl.	12V	80-81kW/109-110PS	SOHC	TD717
2.1 Diesel	PJZ (XUD11ATE)	2088cc	Ø 85.00	4 Cyl.	12V	80kW/109PS	SOHC	TD718
CAM674						FOL116 (x12)	FOL109 (x12) [11] TTP3 (x12)	[11] Hydraulic
2.5 Diesel	THY (DKSATE)	2446cc	Ø 92.00	4 Cyl.	12V	95kW/129PS	SOHC	TD4294
CAM676						FOL116 (x12)	FOL109 (x12) [11] TTP3 (x12)	[11] Hydraulic
3.0	XFZ (ES9J4)	2946cc	Ø 87.00	6 Cyl.	24V	152kW/207PS	DOHC	TD5487
							FOL206 (x24) [11]	[11] Hydraulic

158 XM Break		11/91→10/00						
2.0	RFV (XU10J4R)	1998cc	Ø 86.00	4 Cyl.	16V	99kW/135PS	DOHC	TD11667
							FOL134 (x16) [11]	[11] Hydraulic
2.1 Diesel	P8A (XUD11ATE)	2088cc	Ø 85.00	4 Cyl.	12V	80-81kW/109-110PS	SOHC	TD711
2.1 Diesel	P8C (XUD11BTE)	2088cc	Ø 85.00	4 Cyl.	12V	81kW/110PS	SOHC	TD4281
2.1 Diesel	PHZ (XUD11ATE)	2088cc	Ø 85.00	4 Cyl.	12V	80-81kW/109-110PS	SOHC	TD717
2.1 Diesel	PJZ (XUD11ATE)	2088cc	Ø 85.00	4 Cyl.	12V	80kW/109PS	SOHC	TD718
CAM674						FOL116 (x12)	FOL109 (x12) [11] TTP3 (x12)	[11] Hydraulic
2.5 Diesel	THY (DKSATE)	2446cc	Ø 92.00	4 Cyl.	12V	95kW/129PS	SOHC	TD4294
CAM676						FOL116 (x12)	FOL109 (x12) [11] TTP3 (x12)	[11] Hydraulic
3.0	XFZ (ES9J4)	2946cc	Ø 87.00	6 Cyl.	24V	152kW/207PS	DOHC	TD5487
							FOL206 (x24) [11]	[11] Hydraulic



159 Xsara		04/97→03/05						
1.4	KFW (TU3JP)	1360cc	∅ 75.00	4 Cyl.	8V	55kW/75PS	SOHC	TD14731
1.4	KFX (TU3JP)	1360cc	∅ 75.00	4 Cyl.	8V	55kW/75PS	SOHC	TD6554
CAM731 [16] CAM733 [14] →07/98 CAM732 [17] 03/98→						FOL160 (x8)		[14] Euro 2 [16] Euro 3 (D3);Euro 4 (D4) [17] Euro1 to Euro2
1.4 Diesel	8HX (DV4TD)	1398cc	∅ 73.70	4 Cyl.	8V	52kW/71PS	SOHC	TD16425
CAM726						FOL228 (x8)	FOL190 (x8) [11]	[11] Hydraulic
1.5 Diesel	VJZ (TUD5)	1527cc	∅ 77.00	4 Cyl.	8V	42kW/57PS	SOHC	TD4296
CAM461							FOL126 (x8) [13]	[13] Mechanical
1.6	NFZ (TU5JP)	1587cc	∅ 78.50	4 Cyl.	8V	66kW/89PS	SOHC	TD9458
						FOL160 (x8)		
1.6	NFU (TU5JP4)	1587cc	∅ 78.50	4 Cyl.	16V	80kW/109PS	DOHC	TD15308
CAM959 CAM960							FOL206 (x16) [11]	[11] Hydraulic
1.8	6FZ (EW7J4)	1749cc	∅ 82.70	4 Cyl.	16V	85kW/115PS	DOHC	TD13548
							FOL205 (x16) [11]	[11] Hydraulic
1.8	LFY (XU7JP4)	1761cc	∅ 83.00	4 Cyl.	16V	66/85kW/90/116PS	DOHC	TD4279
							FOL134 (x16) [11]	[11] Hydraulic
1.8 Diesel	161A (XUD7)	1769cc	∅ 80.00	4 Cyl.	8V	44kW/60PS	SOHC	TD4258
1.8 Diesel	A9A (XUD7)	1769cc	∅ 80.00	4 Cyl.	8V	44kW/60PS	SOHC	TD6555
1.9 Diesel	WJZ (DW8)	1868cc	∅ 82.20	4 Cyl.	8V	51kW/70PS	SOHC	TD10708
CAM354 [28] CAM373 [18]						CKS2373 [18]	FOL150 (x8) [6][13] FOL73 (x8) [10][13]	[6] Height: 25mm [10] Height: 35mm [13] Mechanical [18] Camshaft driven vacuum pump. [28] Pulley driven vacuum pump.
1.9 Diesel	WJY (DW8B)	1868cc	∅ 82.20	4 Cyl.	8V	51kW/70PS	SOHC	TD15310
CAM373 [18]						CKS2373 [18]	FOL150 (x8) [6][13]	[6] Height: 25mm [13] Mechanical [18] Camshaft driven vacuum pump.
1.9 Diesel	DHY (XUD9TE/Y)	1905cc	∅ 83.00	4 Cyl.	8V	44/66kW/60/90PS	SOHC	TD4269
1.9 Diesel	DJY (XUD9A)	1905cc	∅ 83.00	4 Cyl.	8V	51kW/70PS	SOHC	TD6556
CAM354 [28] CAM373 [18]						CKS2373 [18]	FOL150 (x8) [6][13] FOL73 (x8) [10][13]	[6] Height: 25mm [10] Height: 35mm [13] Mechanical [18] Camshaft driven vacuum pump. [28] Pulley driven vacuum pump.
1.9 Diesel	DHV (XUD9BSD)	1905cc	∅ 83.00	4 Cyl.	8V	55kW/75PS	SOHC	TD22991
CAM373 [18]						CKS2373 [18]	FOL150 (x8) [6][13]	[6] Height: 25mm [13] Mechanical [18] Camshaft driven vacuum pump.
2.0	RFN (EW10J4)	1997cc	∅ 85.00	4 Cyl.	16V	100kW/136PS	DOHC	TD15309
							FOL205 (x16) [11]	[11] Hydraulic



159 Xsara		04/97→03/05						
2.0	RFS (XU10J4RS)	1998cc	∅ 86.00	4 Cyl.	16V	120kW/163PS	DOHC	TD10668
2.0	RFV (XU10J4R)	1998cc	∅ 86.00	4 Cyl.	16V	99kW/135PS	DOHC	TD11667
							FOL134 (x16) [11]	[11] Hydraulic
2.0 Diesel	RHY (DW10TD)	1997cc	∅ 85.00	4 Cyl.	8V	63kW/86PS	SOHC	TD15311
2.0 Diesel	RHZ (DW10ATED)	1997cc	∅ 85.00	4 Cyl.	8V	80kW/109PS	SOHC	TD12829
CAM679						FOL163 (x8)	FOL154 (x8) [11]	[11] Hydraulic
160 Xsara Break		10/97→08/05						
1.4	KFY (TU3JP)	1360cc	∅ 75.00	4 Cyl.	8V	55kW/75PS	SOHC	TD14731
1.4	KFX (TU3JP)	1360cc	∅ 75.00	4 Cyl.	8V	55kW/75PS	SOHC	TD6554
CAM731 [16] CAM733 [14] →07/98 CAM732 [17] 03/98→						FOL160 (x8)		[14] Euro 2 [16] Euro 3 (D3); Euro 4 (D4) [17] Euro1 to Euro2
1.4 Diesel	8HX (DV4TD)	1398cc	∅ 73.70	4 Cyl.	8V	52kW/71PS	SOHC	TD16425
CAM726						FOL228 (x8)	FOL190 (x8) [11]	[11] Hydraulic
1.5 Diesel	VJZ (TUD5)	1527cc	∅ 77.00	4 Cyl.	8V	42kW/57PS	SOHC	TD4296
CAM461							FOL126 (x8) [13]	[13] Mechanical
1.6	NFZ (TU5JP)	1587cc	∅ 78.50	4 Cyl.	8V	66kW/89PS	SOHC	TD9458
						FOL160 (x8)		
1.6	NFU (TU5JP4)	1587cc	∅ 78.50	4 Cyl.	16V	80kW/109PS	DOHC	TD15308
CAM959							FOL206 (x16) [11]	[11] Hydraulic
CAM960								
1.8	LFY (XU7JP4)	1761cc	∅ 83.00	4 Cyl.	16V	66/85kW/90/116PS	DOHC	TD4279
							FOL134 (x16) [11]	[11] Hydraulic
1.8 Diesel	A9A (XUD7)	1769cc	∅ 80.00	4 Cyl.	8V	44kW/60PS	SOHC	TD6555
1.9 Diesel	WJZ (DW8)	1868cc	∅ 82.20	4 Cyl.	8V	51kW/70PS	SOHC	TD10708
CAM354 [28] CAM373 [18]			CKS2373 [18]				FOL150 (x8) [6][13] FOL73 (x8) [10][13]	[6] Height: 25mm [10] Height: 35mm [13] Mechanical [18] Camshaft driven vacuum pump. [28] Pulley driven vacuum pump.
1.9 Diesel	WJY (DW8B)	1868cc	∅ 82.20	4 Cyl.	8V	51kW/70PS	SOHC	TD15310
CAM373 [18]			CKS2373 [18]				FOL150 (x8) [6][13]	[6] Height: 25mm [13] Mechanical [18] Camshaft driven vacuum pump.
1.9 Diesel	DHY (XUD9TE/Y)	1905cc	∅ 83.00	4 Cyl.	8V	44/66kW/60/90PS	SOHC	TD4269
1.9 Diesel	DJY (XUD9A)	1905cc	∅ 83.00	4 Cyl.	8V	51kW/70PS	SOHC	TD6556
CAM354 [28] CAM373 [18]			CKS2373 [18]				FOL150 (x8) [6][13] FOL73 (x8) [10][13]	[6] Height: 25mm [10] Height: 35mm [13] Mechanical [18] Camshaft driven vacuum pump. [28] Pulley driven vacuum pump.



160 Xsara Break		10/97→08/05						
1.9 Diesel	DHV (XUD9BSD)	1905cc	Ø 83.00	4 Cyl.	8V	55kW/75PS	SOHC	TD2291
CAM373 [18]			CKS2373 [18]				FOL150 (x8) [6][13]	[6] Height: 25mm [13] Mechanical [18] Camshaft driven vacuum pump.
2.0	RFN (EW10J4)	1997cc	Ø 85.00	4 Cyl.	16V	100kW/136PS	DOHC	TD15309
							FOL205 (x16) [11]	[11] Hydraulic
2.0	RFV (XU10J4R)	1998cc	Ø 86.00	4 Cyl.	16V	99kW/135PS	DOHC	TD11667
							FOL134 (x16) [11]	[11] Hydraulic
2.0 Diesel	RHY (DW10TD)	1997cc	Ø 85.00	4 Cyl.	8V	63kW/86PS	SOHC	TD15311
2.0 Diesel	RHZ (DW10ATED)	1997cc	Ø 85.00	4 Cyl.	8V	80kW/109PS	SOHC	TD12829
CAM679						FOL163 (x8)	FOL154 (x8) [11]	[11] Hydraulic
161 Xsara Picasso		12/99→						
1.6	NFZ (TU5JP)	1587cc	Ø 78.50	4 Cyl.	8V	66kW/89PS	SOHC	TD9458
						FOL160 (x8)		
1.6	NFU (TU5JP4)	1587cc	Ø 78.50	4 Cyl.	16V	80kW/109PS	DOHC	TD15308
CAM959 ■ CAM960 ■							FOL206 (x16) [11]	[11] Hydraulic
1.6 Diesel	9HX (DV6ATED4)	1560cc	Ø 75.00	4 Cyl.	16V	66kW/90PS	DOHC	TD19913
1.6 Diesel	9HZ (DV6TED4)	1560cc	Ø 75.00	4 Cyl.	16V	80kW/109PS	DOHC	TD19824
CAM746 ■ CAM747 ■						FOL184 (x16)	FOL190 (x16) [11]	[11] Hydraulic
1.8	6FZ (EW7J4)	1749cc	Ø 82.70	4 Cyl.	16V	85kW/115PS	DOHC	TD13548
2.0	RFN (EW10J4)	1997cc	Ø 85.00	4 Cyl.	16V	100kW/136PS	DOHC	TD15309
							FOL205 (x16) [11]	[11] Hydraulic
2.0 Diesel	RHY (DW10TD)	1997cc	Ø 85.00	4 Cyl.	8V	63kW/86PS	SOHC	TD15311
2.0 Diesel	RHZ (DW10ATED)	1997cc	Ø 85.00	4 Cyl.	8V	80kW/109PS	SOHC	TD12829
CAM679						FOL163 (x8)	FOL154 (x8) [11]	[11] Hydraulic
162 ZX		03/91→10/97						
1.1	H1B (TU1)	1124cc	Ø 72.00	4 Cyl.	8V	40-44kW/55-60PS	SOHC	TD658
CAM540						FOL160 (x8)		
1.1	HDZ (TU1M)	1124cc	Ø 72.00	4 Cyl.	8V	40kW/54PS	SOHC	TD661
CAM733						FOL160 (x8)		
1.4	KFX (TU3JP)	1360cc	Ø 75.00	4 Cyl.	8V	55kW/75PS	SOHC	TD6554
CAM731 [16] CAM733 [14] →07/98 CAM732 [17] 03/98→						FOL160 (x8)		[14] Euro 2 [16] Euro 3 (D3);Euro 4 (D4) [17] Euro1 to Euro2
1.4 Diesel	K9Y (TUD3Y)	1360cc	Ø 75.00	4 Cyl.	8V	39kW/53PS	SOHC	TD5092
CAM461							FOL126 (x8) [13]	[13] Mechanical
1.8	LFY (XU7JP4)	1761cc	Ø 83.00	4 Cyl.	16V	66/85kW/90/116PS	DOHC	TD4279
							FOL134 (x16) [11]	[11] Hydraulic



162 ZX		03/91→10/97						
1.8 Diesel	161A (XUD7)	1769cc	∅ 80.00	4 Cyl.	8V	44kW/60PS	SOHC	TD4258
CAM354 [28] CAM373 [18]							FOL150 (x8) [6][13] FOL73 (x8) [10][13]	[6] Height: 25mm [10] Height: 35mm [13] Mechanical [18] Camshaft driven vacuum pump. [28] Pulley driven vacuum pump.
1.9	DKZ (XU9JA)	1905cc	∅ 83.00	4 Cyl.	8V	90kW/122PS	SOHC	TD647
CAM459							FOL88 (x8) [13]	[13] Mechanical
1.9 Diesel	D9B (XUD9A/U)	1905cc	∅ 83.00	4 Cyl.	8V	66kW/90PS	SOHC	TD4266
1.9 Diesel	DHY (XUD9TE/Y)	1905cc	∅ 83.00	4 Cyl.	8V	44/66kW/60/90PS	SOHC	TD4269
1.9 Diesel	DJY (XUD9A)	1905cc	∅ 83.00	4 Cyl.	8V	51kW/70PS	SOHC	TD6556
1.9 Diesel	DJZ (XUD9Y)	1905cc	∅ 83.00	4 Cyl.	8V	52kW/71PS	SOHC	TD646
CAM354 [28] CAM373 [18]							FOL150 (x8) [6][13] FOL73 (x8) [10][13]	[6] Height: 25mm [10] Height: 35mm [13] Mechanical [18] Camshaft driven vacuum pump. [28] Pulley driven vacuum pump.
2.0	RFS (XU10J4RS)	1998cc	∅ 86.00	4 Cyl.	16V	120kW/163PS	DOHC	TD10668
2.0	RFY (XU10J4/Z)	1998cc	∅ 86.00	4 Cyl.	16V	112kW/152PS	DOHC	TD4288
							FOL134 (x16) [11]	[11] Hydraulic

163 ZX Break		10/93→02/98						
1.4	KDY (TU3M)	1360cc	∅ 75.00	4 Cyl.	8V	55kW/75PS	SOHC	TD5160
							FOL160 (x8)	
1.4	KFX (TU3JP)	1360cc	∅ 75.00	4 Cyl.	8V	55kW/75PS	SOHC	TD6554
CAM731 [16] CAM733 [14] →07/98 CAM732 [17] 03/98→							FOL160 (x8)	[14] Euro 2 [16] Euro 3 (D3);Euro 4 (D4) [17] Euro1 to Euro2
1.8	LFY (XU7JP4)	1761cc	∅ 83.00	4 Cyl.	16V	66/85kW/90/116PS	DOHC	TD4279
							FOL134 (x16) [11]	[11] Hydraulic
1.8 Diesel	161A (XUD7)	1769cc	∅ 80.00	4 Cyl.	8V	44kW/60PS	SOHC	TD4258
1.9 Diesel	D9B (XUD9A/U)	1905cc	∅ 83.00	4 Cyl.	8V	66kW/90PS	SOHC	TD4266
1.9 Diesel	DHY (XUD9TE/Y)	1905cc	∅ 83.00	4 Cyl.	8V	44/66kW/60/90PS	SOHC	TD4269
1.9 Diesel	DJZ (XUD9Y)	1905cc	∅ 83.00	4 Cyl.	8V	52kW/71PS	SOHC	TD646
CAM354 [28] CAM373 [18]							FOL150 (x8) [6][13] FOL73 (x8) [10][13]	[6] Height: 25mm [10] Height: 35mm [13] Mechanical [18] Camshaft driven vacuum pump. [28] Pulley driven vacuum pump.



164 Duster 04/10→

1.5 Diesel	K9K 796	1461cc	Ø 76.00	4 Cyl.	8V	63kW/86PS	SOHC	TD22403
CAM921 [22]								[22] with sensor
CAM736 [23]								[23] without sensor
1.6	K4M 606	1598cc	Ø 79.50	4 Cyl.	16V	77kW/105PS	DOHC	TD24782
						FOL245 (x16)	FOL103 (x16) [11]	[11] Hydraulic
1.6	K4M 690	1598cc	Ø 79.50	4 Cyl.	16V	77kW/105PS	DOHC	TD20941
1.6	K4M 696	1598cc	Ø 79.50	4 Cyl.	16V	77kW/105PS	DOHC	TD24781
CAM727 ■						FOL245 (x16)	FOL103 (x16) [11]	[11] Hydraulic
CAM728 ■								

165 Logan 09/04→

1.5 Diesel	K9K 790	1461cc	Ø 76.00	4 Cyl.	8V	48kW/65PS	SOHC	TD18514
1.5 Diesel	K9K 796	1461cc	Ø 76.00	4 Cyl.	8V	63kW/86PS	SOHC	TD22403
CAM921 [22]								[22] with sensor
CAM736 [23]								[23] without sensor
1.6	K7M 710	1598cc	Ø 79.50	4 Cyl.	8V	64kW/87PS	SOHC	TD18141
CAM729							FOL103 (x8) [11]	[11] Hydraulic
1.6	K4M 690	1598cc	Ø 79.50	4 Cyl.	16V	77kW/105PS	DOHC	TD20941
1.6	K4M 696	1598cc	Ø 79.50	4 Cyl.	16V	77kW/105PS	DOHC	TD24781
CAM727 ■						FOL245 (x16)	FOL103 (x16) [11]	[11] Hydraulic
CAM728 ■								

166 Sandero 06/08→

1.5 Diesel	K9K 796	1461cc	Ø 76.00	4 Cyl.	8V	63kW/86PS	SOHC	TD22403
CAM921 [22]								[22] with sensor
CAM736 [23]								[23] without sensor
1.6	K7M 710	1598cc	Ø 79.50	4 Cyl.	8V	64kW/87PS	SOHC	TD18141
CAM729							FOL103 (x8) [11]	[11] Hydraulic
1.6	K4M 690	1598cc	Ø 79.50	4 Cyl.	16V	77kW/105PS	DOHC	TD20941
1.6	K4M 696	1598cc	Ø 79.50	4 Cyl.	16V	77kW/105PS	DOHC	TD24781
CAM727 ■						FOL245 (x16)	FOL103 (x16) [11]	[11] Hydraulic
CAM728 ■								

167 Solenza 02/03→

1.9 Diesel	F8Q 630	1870cc	Ø 80.00	4 Cyl.	8V	48kW/65PS	SOHC	TD22401
CAM664							FOL180 (x8) [7][13]	[7] Height: 26.5mm [13] Mechanical



168 1.5i		07/94→10/95						
1.5	G15MF	1498cc	Ø 76.50	4 Cyl.	8V	44-55kW/55-75PS	SOHC	TD5490
CAM359						FOL40 (x8)	FOL38 (x8) [11] TTP1 (x8)	[11] Hydraulic
169 Cielo		02/96→08/97						
1.5	G15MF	1498cc	Ø 76.50	4 Cyl.	8V	44-55kW/55-75PS	SOHC	TD5490
CAM359						FOL40 (x8)	FOL38 (x8) [11] TTP1 (x8)	[11] Hydraulic
170 Espero		10/93→06/99						
1.5	A15MF	1498cc	Ø 76.50	4 Cyl.	16V	66kW/89PS	DOHC	TD742
							FOL107 (x16) [11]	[11] Hydraulic
171 Evanda		08/02→						
2.0	X20SED	1998cc	Ø 86.00	4 Cyl.	16V	100kW/136PS	DOHC	TD9504
							FOL107 (x16) [11]	[11] Hydraulic
172 Gentra		11/02→04/05						
1.5	A15SMS	1498cc	Ø 76.50	4 Cyl.	8V	63kW/86PS	SOHC	TD9507
						FOL40 (x8)	FOL38 (x8) [11]	[11] Hydraulic
173 Lacetti		04/97→07/03						
1.5	A15SMS	1498cc	Ø 76.50	4 Cyl.	8V	63kW/86PS	SOHC	TD9507
						FOL40 (x8)	FOL38 (x8) [11]	[11] Hydraulic
2.0	X20SED	1998cc	Ø 86.00	4 Cyl.	16V	100kW/136PS	DOHC	TD9504
							FOL107 (x16) [11]	[11] Hydraulic
174 Lanos		05/97→						
1.5	A15SMS	1498cc	Ø 76.50	4 Cyl.	8V	63kW/86PS	SOHC	TD9507
						FOL40 (x8)	FOL38 (x8) [11]	[11] Hydraulic
175 Leganza		06/97→12/02						
2.0	X20SED	1998cc	Ø 86.00	4 Cyl.	16V	100kW/136PS	DOHC	TD9504
							FOL107 (x16) [11]	[11] Hydraulic
176 Magnus		07/99→						
2.0	X20SED	1998cc	Ø 86.00	4 Cyl.	16V	100kW/136PS	DOHC	TD9504
							FOL107 (x16) [11]	[11] Hydraulic
177 Matiz		08/98→						
0.8	F8CV	796cc	Ø 68.50	3 Cyl.	6V	38kW/52PS	SOHC	TD18851
CAM972								



178 Nexia 02/95→08/97

1.5	G15MF	1498cc	∅ 76.50	4 Cyl.	8V	44-55kW/55-75PS	SOHC	TD5490
CAM359						FOL40 (x8)	FOL38 (x8) [11] TTP1 (x8)	[11] Hydraulic
1.5	A15MF	1498cc	∅ 76.50	4 Cyl.	16V	66kW/89PS	DOHC	TD742
							FOL107 (x16) [11]	[11] Hydraulic

179 Nubira 05/97→

2.0	X20SED	1998cc	∅ 86.00	4 Cyl.	16V	100kW/136PS	DOHC	TD9504
							FOL107 (x16) [11]	[11] Hydraulic

180 Tacuma 09/01→

2.0	X20SED	1998cc	∅ 86.00	4 Cyl.	16V	100kW/136PS	DOHC	TD9504
							FOL107 (x16) [11]	[11] Hydraulic

181 Ticao 01/96→12/00

0.8	F8CV	796cc	∅ 68.50	3 Cyl.	6V	38kW/52PS	SOHC	TD18851
CAM972								



182 127		04/81→12/86						
1.3 Diesel	127 A5.000	1301cc	∅ 76.10	4 Cyl.	8V	33kW/44PS	SOHC	TD4346
							FOL104 (x8) [13]	[13] Mechanical
183 128		03/69→12/84						
1.1	128 A.000	1116cc	∅ 80.00	4 Cyl.	8V	33-48kW/45-65PS	SOHC	TD888
1.3	128 A1.000	1290cc	∅ 86.00	4 Cyl.	8V	44kW/60PS	SOHC	TD889
1.3	128 AC.000	1290cc	∅ 86.00	4 Cyl.	8V	55kW/75PS	SOHC	TD890
CAM517							FOL104 (x8) [13]	[13] Mechanical
184 132		04/72→12/82						
1.8	132 B1.000	1756cc	∅ 84.00	4 Cyl.	8V	82kW/111PS	SOHC	TD906
							FOL104 (x8) [13]	[13] Mechanical
185 147		07/82→06/84						
1.3 Diesel	127 A5.000	1301cc	∅ 76.10	4 Cyl.	8V	33kW/44PS	SOHC	TD4346
							FOL104 (x8) [13]	[13] Mechanical
186 500		10/07→						
1.3 Diesel	169 A1.000	1248cc	∅ 69.60	4 Cyl.	16V	55kW/75PS	DOHC	TD20236
1.3 Diesel	199 B1.000	1248cc	∅ 69.60	4 Cyl.	16V	70kW/95PS	DOHC	TD23574
1.3 Diesel	199 B4.000	1248cc	∅ 69.60	4 Cyl.	16V	62kW/84PS	SOHC	TD24898
CAM711 ■						FOL233 (x16)	FOL187 (x16) [11]	[11] Hydraulic
CAM712 ■								
1.6 Diesel	955 A3.000	1598cc	∅ 79.50	4 Cyl.	16V	88kW/120PS	DOHC	TD23575
CAM949 ■						FOL235 (x16)	FOL187 (x16) [11]	[11] Hydraulic
187 Barchetta		04/95→05/05						
1.7	183 A1.000	1747cc	∅ 82.00	4 Cyl.	16V	96kW/131PS	DOHC	TD4405
1.7	188 A6.000	1747cc	∅ 82.00	4 Cyl.	16V	96kW/131PS	DOHC	TD16408
							FOL106 (x16) [5][11] FOL145 (x16) [8][11]	[5] Height: 24mm [8] Height: 26mm [11] Hydraulic
188 Brava		10/95→12/02						
1.2	188 A5.000	1242cc	∅ 70.80	4 Cyl.	16V	59kW/80PS	DOHC	TD12791
CAM713 ■							FOL168 (x16) [11]	[11] Hydraulic
CAM714 ■								
1.4	182 A3.000	1371cc	∅ 82.00	4 Cyl.	12V	59kW/80PS	SOHC	TD4399
1.4	182 A5.000	1371cc	∅ 82.00	4 Cyl.	12V	59kW/80PS	SOHC	TD4401
CAM648			CKS2648 CKS3648			FOL101 (x12)	FOL100 (x12) [11]	[11] Hydraulic
1.6	182 A4.000	1581cc	∅ 86.40	4 Cyl.	16V	76kW/103PS	DOHC	TD4400
CAM716 ■							FOL106 (x16) [5][11] FOL145 (x16) [8][11]	[5] Height: 24mm [8] Height: 26mm [11] Hydraulic
eng.010785→								
CAM717 ■								
eng.010785→								



188 Brava		10/95→12/02							
1.6	182 A6.000	1581cc	∅ 86.40	4 Cyl.	16V	66kW/89PS	DOHC	TD4402	
									FOL106 (x16) [5][11] FOL145 (x16) [8][11] [5] Height: 24mm [8] Height: 26mm [11] Hydraulic
1.6	182 B6.000	1596cc	∅ 80.50	4 Cyl.	16V	76kW/103PS	DOHC	TD16166	
	CAM716 ■ CAM717 ■								FOL106 (x16) [5][11] FOL145 (x16) [8][11] [5] Height: 24mm [8] Height: 26mm [11] Hydraulic
1.7	182 A2.000	1747cc	∅ 82.00	4 Cyl.	16V	96kW/131PS	DOHC	TD4398	
									FOL106 (x16) [5][11] FOL145 (x16) [8][11] [5] Height: 24mm [8] Height: 26mm [11] Hydraulic
1.9 Diesel	182 A7.000	1910cc	∅ 82.00	4 Cyl.	8V	55kW/75PS	SOHC	TD4403	
1.9 Diesel	182 A8.000	1910cc	∅ 82.00	4 Cyl.	8V	55kW/75PS	SOHC	TD4404	
	CAM649								FOL104 (x8) [13] [13] Mechanical
1.9 Diesel	182 B4.000	1910cc	∅ 82.00	4 Cyl.	8V	77kW/105PS	SOHC	TD11168	
	CAM651								FOL104 (x8) [13] [13] Mechanical
1.9 Diesel	182 B9.000	1910cc	∅ 82.00	4 Cyl.	8V	74-77kW/100-105PS	SOHC	TD16399	
	CAM654								FOL104 (x8) [13] [13] Mechanical
1.9 Diesel	160 A7.000	1929cc	∅ 82.60	4 Cyl.	8V	48kW/65PS	SOHC	TD1023	
									FOL104 (x8) [13] [13] Mechanical
2.0	182 B7.000	1998cc	∅ 82.00	5 Cyl.	20V	113kW/154PS		TD15498	
									FOL106 (x20) [5][11] FOL145 (x20) [8][11] [5] Height: 24mm [8] Height: 26mm [11] Hydraulic

189 Bravo		10/95→10/01							
1.2	188 A5.000	1242cc	∅ 70.80	4 Cyl.	16V	59kW/80PS	DOHC	TD12791	
	CAM713 ■ CAM714 ■								FOL168 (x16) [11] [11] Hydraulic
1.4	182 A3.000	1371cc	∅ 82.00	4 Cyl.	12V	59kW/80PS	SOHC	TD4399	
1.4	182 A5.000	1371cc	∅ 82.00	4 Cyl.	12V	59kW/80PS	SOHC	TD4401	
	CAM648		CKS2648 CKS3648			FOL101 (x12)			FOL100 (x12) [11] [11] Hydraulic
1.6	182 A6.000	1581cc	∅ 86.40	4 Cyl.	16V	66kW/89PS	DOHC	TD4402	
									FOL106 (x16) [5][11] FOL145 (x16) [8][11] [5] Height: 24mm [8] Height: 26mm [11] Hydraulic
1.6	182 A4.000	1581cc	∅ 86.40	4 Cyl.	16V	76kW/103PS	DOHC	TD4400	
	CAM716 ■ eng.010785→ CAM717 ■ eng.010785→								FOL106 (x16) [5][11] FOL145 (x16) [8][11] [5] Height: 24mm [8] Height: 26mm [11] Hydraulic
1.6	182 B6.000	1596cc	∅ 80.50	4 Cyl.	16V	76kW/103PS	DOHC	TD16166	
	CAM716 ■ CAM717 ■								FOL106 (x16) [5][11] FOL145 (x16) [8][11] [5] Height: 24mm [8] Height: 26mm [11] Hydraulic



189 Bravo		10/95→10/01								
1.6 Diesel	198 A2.000	1598cc	Ø 79.50	4 Cyl.	16V	88kW/120PS	DOHC	TD21047		
1.6 Diesel	198 A3.000	1598cc	Ø 79.50	4 Cyl.	16V	77kW/105PS	DOHC	TD24568		
1.6 Diesel	198 A6.000	1598cc	Ø 79.50	4 Cyl.	16V	66kW/90PS	DOHC	TD24596		
1.6 Diesel	955 A4.000	1598cc	Ø 79.50	4 Cyl.	16V	85kW/115PS	DOHC	TD25735		
CAM949						FOL235 (x16)	FOL187 (x16) [11]	[11] Hydraulic		
1.7	182 A2.000	1747cc	Ø 82.00	4 Cyl.	16V	96kW/131PS	DOHC	TD4398		
							FOL106 (x16) [5][11] FOL145 (x16) [8][11]	[5] Height: 24mm [8] Height: 26mm [11] Hydraulic		
1.9 Diesel	182 A7.000	1910cc	Ø 82.00	4 Cyl.	8V	55kW/75PS	SOHC	TD4403		
1.9 Diesel	182 A8.000	1910cc	Ø 82.00	4 Cyl.	8V	55kW/75PS	SOHC	TD4404		
CAM649							FOL104 (x8) [13]	[13] Mechanical		
1.9 Diesel	182 B4.000	1910cc	Ø 82.00	4 Cyl.	8V	77kW/105PS	SOHC	TD11168		
CAM651							FOL104 (x8) [13]	[13] Mechanical		
1.9 Diesel	182 B9.000	1910cc	Ø 82.00	4 Cyl.	8V	74-77kW/100-105PS	SOHC	TD16399		
1.9 Diesel	192 A1.000	1910cc	Ø 82.00	4 Cyl.	8V	85kW/115PS	SOHC	TD16398		
1.9 Diesel	192 A8.000	1910cc	Ø 82.00	4 Cyl.	8V	88kW/120PS	SOHC	TD20238		
CAM654							FOL104 (x8) [13]	[13] Mechanical		
1.9 Diesel	192 B5.000	1910cc	Ø 82.00	4 Cyl.	8V	66kW/90PS	SOHC	TD19308		
CAM653							FOL104 (x8) [13]	[13] Mechanical		
1.9 Diesel	160 A7.000	1929cc	Ø 82.60	4 Cyl.	8V	48kW/65PS	SOHC	TD1023		
							FOL104 (x8) [13]	[13] Mechanical		
1.9 Diesel	937A5.000	1910cc	Ø 82.00	4 Cyl.	16V	110kW/150PS	DOHC	TD18929		
CAM948						FOL236 (x16)	FOL187 (x16) [11]	[11] Hydraulic		
CAM949						→eng.5192516 FOL235 (x16) eng.5192517→				
2.0	182 A1.000	1998cc	Ø 82.00	5 Cyl.	20V	108kW/147PS	DOHC	TD4397		
							FOL106 (x20) [5][11] FOL126 (x20) [13]	[5] Height: 24mm [11] Hydraulic [13] Mechanical		
2.0	182 B7.000	1998cc	Ø 82.00	5 Cyl.	20V	113kW/154PS		TD15498		
							FOL106 (x20) [5][11] FOL145 (x20) [8][11]	[5] Height: 24mm [8] Height: 26mm [11] Hydraulic		
2.0 Diesel	198 A5.000	1956cc	Ø 83.00	4 Cyl.	16V	121kW/165PS	DOHC	TD24569		
2.0 Diesel	844 A2.000	1956cc	Ø 83.00	4 Cyl.	16V	120-121kW/163-165PS	DOHC	TD24593		
CAM949						FOL235 (x16)	FOL187 (x16) [11]	[11] Hydraulic		



190 Cinquecento 07/91→07/99

0.7	170 A.000	704cc	∅ 80.00	2 Cyl.	4V	22kW/30PS		TD1028
0.7	170 A.046	704cc	∅ 80.00	2 Cyl.	4V	22kW/30PS		TD15809
							FOL171 (x4) [11]	[11] Hydraulic
0.9	1170 A1.000	899cc	∅ 65.00	4 Cyl.	8V	29-30kW/40-41PS	SOHC	TD1030
0.9	1170 A1.046	899cc	∅ 65.00	4 Cyl.	8V	30kW/41PS	SOHC	TD872
							FOL119 (x8) [11] →eng.9127269 FOL161 (x8) [11] eng.9127270→	[11] Hydraulic
0.9	170 A1.000	903cc	∅ 65.00	4 Cyl.	8V	30kW/41PS		TD15810
							FOL119 (x8) [11]	[11] Hydraulic
1.1	176 B2.000	1108cc	∅ 70.00	4 Cyl.	8V	40kW/54PS	SOHC	TD4396
							FOL126 (x8) [13]	[13] Mechanical

191 Coupe 11/93→08/00

1.7	183 A1.000	1747cc	∅ 82.00	4 Cyl.	16V	96kW/131PS	DOHC	TD4405
							FOL106 (x16) [5][11] FOL145 (x16) [8][11]	[5] Height: 24mm [8] Height: 26mm [11] Hydraulic
2.0	836 A3.000	1995cc	∅ 84.00	4 Cyl.	16V	109kW/148PS	DOHC	TD1071
							FOL104 (x16) [13]	[13] Mechanical
2.0	182 A1.000	1998cc	∅ 82.00	5 Cyl.	20V	108kW/147PS	DOHC	TD4397
							FOL106 (x20) [5][11] FOL126 (x20) [13]	[5] Height: 24mm [11] Hydraulic [13] Mechanical
2.0	175 A3.000	1998cc	∅ 82.00	5 Cyl.	20V	162kW/220PS	DOHC	TD5491
2.0	182 B3.000	1998cc	∅ 82.00	5 Cyl.	20V	113kW/154PS	DOHC	TD11789
							FOL106 (x16) [5][11] FOL145 (x20) [8][11]	[5] Height: 24mm [8] Height: 26mm [11] Hydraulic

192 Croma 12/85→08/96

1.9 Diesel	939 A1.000	1910cc	∅ 82.00	4 Cyl.	8V	88kW/120PS	SOHC	TD18448
CAM654							FOL104 (x8) [13]	[13] Mechanical
1.9 Diesel	939 A2.000	1910cc	∅ 82.00	4 Cyl.	16V	110kW/150PS	DOHC	TD18449
1.9 Diesel	939 A8.000	1910cc	∅ 82.00	4 Cyl.	16V	100kW/136PS	DOHC	TD25733
CAM948						FOL236 (x16) →eng.4654871 FOL235 (x16) eng.4654872→	FOL187 (x16) [11]	[11] Hydraulic
2.4 Diesel	939 A3.000	2387cc	∅ 82.00	5 Cyl.	20V	147kW/200PS	DOHC	TD18450
						FOL235 (x20)	FOL187 (x20) [11]	[11] Hydraulic
2.5 Diesel	8144.67	2500cc	∅ 93.00	4 Cyl.	8V	55kW/75PS	SOHC	TD1056
CAM718 01/89→							FOL169 (x8) [13]	[13] Mechanical
2.5 Diesel	8144.97	2500cc	∅ 93.00	4 Cyl.	8V	85kW/115PS		TD1061
CAM681							FOL169 [13]	[13] Mechanical



193 Doblo

03/01→12/06

1.2	223 A5.000	1242cc	Ø 70.80	4 Cyl.	8V	44kW/60PS	SOHC	TD15828
							FOL126 (x8) [13]	[13] Mechanical
1.3 Diesel	188 A8.000	1248cc	Ø 69.60	4 Cyl.	16V	51kW/70PS	DOHC	TD23866
1.3 Diesel	188 A9.000	1248cc	Ø 69.60	4 Cyl.	16V	51kW/70PS	DOHC	TD17456
1.3 Diesel	199 A2.000	1248cc	Ø 69.60	4 Cyl.	16V	55kW/75PS	DOHC	TD20240
1.3 Diesel	199 A3.000	1248cc	Ø 69.60	4 Cyl.	16V	66kW/90PS	DOHC	TD20241
1.3 Diesel	223 A9.000	1248cc	Ø 69.60	4 Cyl.	16V	62kW/84PS	DOHC	TD20243
1.3 Diesel	263 A2.000	1248cc	Ø 69.60	4 Cyl.	16V	66kW/90PS	DOHC	TD24796
CAM711 ■						FOL233 (x16)	FOL187 (x16) [11]	[11] Hydraulic
CAM712 ■								
1.6	182 B6.000	1596cc	Ø 80.50	4 Cyl.	16V	76kW/103PS	DOHC	TD16166
CAM716 ■							FOL106 (x16) [5][11] FOL145 (x16) [8][11]	[5] Height: 24mm [8] Height: 26mm [11] Hydraulic
CAM717 ■								
1.6 Diesel	198 A3.000	1598cc	Ø 79.50	4 Cyl.	16V	77kW/105PS	DOHC	TD24568
1.6 Diesel	263 A3.000	1598cc	Ø 79.50	4 Cyl.	16V	74kW/101PS		TD24768
CAM949 ■						FOL235 (x16)	FOL187 (x16) [11]	[11] Hydraulic
1.9 Diesel	223 A6.000	1910cc	Ø 82.00	4 Cyl.	8V	44kW/60PS	SOHC	TD15829
CAM653							FOL104 (x8) [13]	[13] Mechanical
1.9 Diesel	182 B9.000	1910cc	Ø 82.00	4 Cyl.	8V	74-77kW/100-105PS	SOHC	TD16399
1.9 Diesel	186A9.000	1910cc	Ø 82.00	4 Cyl.	8V	88kW/120PS	SOHC	TD19306
1.9 Diesel	223 A7.000	1910cc	Ø 82.00	4 Cyl.	8V	77kW/105PS	SOHC	TD18318
1.9 Diesel	223 B2.000	1910cc	Ø 82.00	4 Cyl.	8V	74kW/100PS	SOHC	TD20246
CAM654							FOL104 (x8) [13]	[13] Mechanical
2.0 Diesel	263 A1.000	1956cc	Ø 83.00	4 Cyl.	16V	99kW/135PS	DOHC	TD24764
						FOL235 (x16)	FOL187 (x16) [11]	[11] Hydraulic

194 Ducato

04/02→07/06

2.0 Diesel	250 A1.000	1956cc	Ø 83.00	4 Cyl.	16V	85kW/116PS	DOHC	TD25173
						FOL235 (x16)	FOL187 (x16) [11]	[11] Hydraulic
2.2 Diesel	4HV	2198cc	Ø 86.00	4 Cyl.	16V	74kW/101PS	DOHC	TD20266
						FOL188 (x16) FOL188C (x1)		
2.3 Diesel	F1AE0481C	2286cc	Ø 88.00	4 Cyl.	16V	81kW/110PS	DOHC	TD16407
2.3 Diesel	F1AE0481D	2286cc	Ø 88.00	4 Cyl.	16V	88kW/120PS	DOHC	TD20264
2.3 Diesel	F1AE0481N	2287cc	Ø 88.00	4 Cyl.	16V	96kW/131PS	DOHC	TD24778
2.3 Diesel	F1AE3481D	2287cc	Ø 88.00	4 Cyl.	16V	96kW/131PS	DOHC	TD25174
2.3 Diesel	F1AE3481E	2287cc	Ø 88.00	4 Cyl.	16V	109kW/148PS	DOHC	TD25175
2.3 Diesel	F1AE3481G	2287cc	Ø 88.00	4 Cyl.	16V	83kW/113PS	DOHC	TD26313
3.0	F1CE0441A	2999cc	Ø 95.80	4 Cyl.	16V	100kW/136PS		TD24770
3.0 Diesel	F1CE0481D	2999cc	Ø 94.40	4 Cyl.	16V	116kW/158PS	DOHC	TD20265
3.0 Diesel	F1CE3481E	2999cc	Ø 95.80	4 Cyl.	16V	130kW/177PS	DOHC	TD25176
3.0 Diesel	F1CE3481M	2999cc	Ø 95.80	4 Cyl.	16V	115kW/156PS	DOHC	TD24897
3.0 Diesel	F1CE3481N	2999cc	Ø 95.80	4 Cyl.	16V	107kW/146PS	DOHC	TD24896
						FOL234 (x16)	FOL187 (x16) [11]	[11] Hydraulic



195 Ducato (230)		02/87→04/02							
1.9 Diesel	D9B (XUD9/A/B/L/Y)	1905cc	∅ 83.00	4 Cyl.	8V	49kW/67PS	SOHC		TD6827
1.9 Diesel	D9B (XUD9A)	1905cc	∅ 83.00	4 Cyl.	8V	47-52kW/64-71PS	SOHC		TD21265
1.9 Diesel	DHX	1905cc	∅ 83.00	4 Cyl.	8V	59kW/80PS	SOHC		TD24799
1.9 Diesel	DHX (XUD9TE)	1905cc	∅ 83.00	4 Cyl.	8V	66kW/89PS			TD4352
1.9 Diesel	DJY	1905cc	∅ 83.00	4 Cyl.	8V	50kW/68PS	SOHC		TD12748
CAM354 [28] CAM373 [18]			CKS2373 [18]				FOL150 (x8) [6][13] FOL73 (x8) [10][13]		[6] Height: 25mm [10] Height: 35mm [13] Mechanical [18] Camshaft driven vacuum pump. [28] Pulley driven vacuum pump.
1.9 Diesel	149 B1.000	1929cc	∅ 82.60	4 Cyl.	8V	52kW/71PS	SOHC		TD963
CAM641							FOL104 (x8) [13]		[13] Mechanical
1.9 Diesel	230 A4.000	1929cc	∅ 82.60	4 Cyl.	8V	60kW/81PS	SOHC		TD4407
1.9 Diesel	280 A1.000	1929cc	∅ 82.60	4 Cyl.	8V	60kW/81PS	SOHC		TD1043
							FOL104 (x8) [13]		[13] Mechanical
2.0 Diesel	DW10 (RHV)	1997cc	∅ 85.00	4 Cyl.	8V	81kW/110PS	DOHC		TD16406
CAM679						FOL163 (x8)	FOL154 (x8) [11]		[11] Hydraulic
2.5 Diesel	230 A3.000	1929cc	∅ 82.60	4 Cyl.	8V	60kW/81PS	SOHC		TD5481
							FOL104 (x8) [13]		[13] Mechanical
196 Ducato (230L)		01/82→07/06							
2.0 Diesel	DW10 (RHV)	1997cc	∅ 85.00	4 Cyl.	8V	81kW/110PS	DOHC		TD16406
CAM679						FOL163 (x8)	FOL154 (x8) [11]		[11] Hydraulic
2.5 Diesel	8144.67	2500cc	∅ 93.00	4 Cyl.	8V	55kW/75PS	SOHC		TD1056
CAM718 01/89→							FOL169 (x8) [13]		[13] Mechanical
197 Ducato (244)		09/86→04/02							
2.5 Diesel	8140.27	2500cc	∅ 93.00	4 Cyl.	8V	70kW/95PS	SOHC		TD1047
CAM681 eng.1197078→							FOL169 (x8) [13]		[13] Mechanical
2.5 Diesel	8140.67	2500cc	∅ 93.00	4 Cyl.	8V	55kW/75PS			TD1052
2.5 Diesel	8144.67	2500cc	∅ 93.00	4 Cyl.	8V	55kW/75PS	SOHC		TD1056
CAM718 01/89→							FOL169 (x8) [13]		[13] Mechanical
198 Ducato (280)		10/97→04/02							
2.8 Diesel	8140.43	2800cc	∅ 94.40	4 Cyl.	8V	90kW/122PS	SOHC		TD11769
2.8 Diesel	8140.43S	2800cc	∅ 94.40	4 Cyl.	8V	94kW/128PS	SOHC		TD16196
CAM681							FOL169 (x8) [13]		[13] Mechanical
2.8 Diesel	8140.63	2800cc	∅ 94.40	4 Cyl.	8V	64kW/87PS			TD12749
CAM718									



199 Ducato (290) 11/00→07/06

2.8 Diesel	8140.43	2800cc	∅ 94.40	4 Cyl.	8V	90kW/122PS	SOHC	TD11769
2.8 Diesel	8140.43S	2800cc	∅ 94.40	4 Cyl.	8V	94kW/128PS	SOHC	TD16196
CAM681							FOL169 (x8) [13]	[13] Mechanical

200 Duna 01/87→12/91

1.7 Diesel	149 B3.000	1697cc	∅ 82.60	4 Cyl.	8V	42kW/57PS	SOHC	TD967
CAM641							FOL104 (x8) [13]	[13] Mechanical

201 Elba 04/86→12/96

1.3 Diesel	127 A5.000	1301cc	∅ 76.10	4 Cyl.	8V	33kW/44PS	SOHC	TD4346
1.5	149 C1.000	1498cc	∅ 86.40	4 Cyl.	8V	55kW/75PS	SOHC	TD973
1.7 Diesel	146 B2.000	1697cc	∅ 82.60	4 Cyl.	8V	46kW/63PS	SOHC	TD949
							FOL104 (x8) [13]	[13] Mechanical

202 Fiorino 03/82→05/01

1.0	156 A2.246	999cc	∅ 70.00	4 Cyl.	8V	33kW/45PS	SOHC	TD994
							FOL126 (x8) [13]	[13] Mechanical
1.3 Diesel	127 A5.000	1301cc	∅ 76.10	4 Cyl.	8V	33kW/44PS	SOHC	TD4346
							FOL104 (x8) [13]	[13] Mechanical
1.3 Diesel	199 A9.000	1248cc	∅ 69.60	4 Cyl.	16V	55kW/75PS	DOHC	TD23573
1.3 Diesel	199 B1.000	1248cc	∅ 69.60	4 Cyl.	16V	70kW/95PS	DOHC	TD23574
CAM711 ■ CAM712 ■						FOL233 (x16)	FOL187 (x16) [11]	[11] Hydraulic
1.5	149 C1.000	1498cc	∅ 86.40	4 Cyl.	8V	55kW/75PS	SOHC	TD973
1.6	146 C6.000	1581cc	∅ 86.40	4 Cyl.	8V	55kW/75PS	SOHC	TD954
							FOL104 (x8) [13]	[13] Mechanical
1.6	146 D6.000	1585cc	∅ 86.40	4 Cyl.	8V	55kW/75PS	SOHC	TD959
CAM719							FOL104 (x8) [13]	[13] Mechanical
1.7 Diesel	146 B2.000	1697cc	∅ 82.60	4 Cyl.	8V	46kW/63PS	SOHC	TD949
1.7 Diesel	146 D7.000	1697cc	∅ 82.60	4 Cyl.	8V	46kW/63PS	SOHC	TD9472
1.7 Diesel	149 B2.000	1697cc	∅ 82.60	4 Cyl.	8V	46kW/63PS	SOHC	TD16864
							FOL104 (x8) [13]	[13] Mechanical
1.7 Diesel	149 B3.000	1697cc	∅ 82.60	4 Cyl.	8V	42kW/57PS	SOHC	TD967
CAM641							FOL104 (x8) [13]	[13] Mechanical

203 Grande Punto 10/05→

1.3 Diesel	199 A2.000	1248cc	∅ 69.60	4 Cyl.	16V	55kW/75PS	DOHC	TD20240
1.3 Diesel	199 A3.000	1248cc	∅ 69.60	4 Cyl.	16V	66kW/90PS	DOHC	TD20241
CAM711 ■ CAM712 ■						FOL233 (x16)	FOL187 (x16) [11]	[11] Hydraulic
1.9 Diesel	939 A1.000	1910cc	∅ 82.00	4 Cyl.	8V	88kW/120PS	SOHC	TD18448
CAM654							FOL104 (x8) [13]	[13] Mechanical



204 X 1/9 05/73→12/79

1.3	128 A5.000	1290cc	∅ 86.00	4 Cyl.	8V	54-55kW/73-75PS	SOHC	TD995
CAM517							FOL104 (x8) [13]	[13] Mechanical

205 Idea 01/04→

1.2	188 A5.000	1242cc	∅ 70.80	4 Cyl.	16V	59kW/80PS	DOHC	TD12791
CAM713 ■ CAM714 ■							FOL168 (x16) [11]	[11] Hydraulic
1.3 Diesel	188 A9.000	1248cc	∅ 69.60	4 Cyl.	16V	51kW/70PS	DOHC	TD17456
1.3 Diesel	199 A3.000	1248cc	∅ 69.60	4 Cyl.	16V	66kW/90PS	DOHC	TD20241
1.3 Diesel	199 B1.000	1248cc	∅ 69.60	4 Cyl.	16V	70kW/95PS	DOHC	TD23574
CAM711 ■ CAM712 ■						FOL233 (x16)	FOL187 (x16) [11]	[11] Hydraulic
1.6 Diesel	350 A2.000	1598cc	∅ 79.50	4 Cyl.	16V	85-88kW/116-120PS	DOHC	TD24899
CAM949 ■						FOL235 (x16)	FOL187 (x16) [11]	[11] Hydraulic
1.9 Diesel	188 B2.000	1910cc	∅ 82.00	4 Cyl.	8V	74kW/100PS	SOHC	TD18291
CAM654							FOL104 (x8) [13]	[13] Mechanical

206 Linea 06/07→

1.3 Diesel	199 A3.000	1248cc	∅ 69.60	4 Cyl.	16V	66kW/90PS	DOHC	TD20241
CAM711 ■ CAM712 ■						FOL233 (x16)	FOL187 (x16) [11]	[11] Hydraulic
1.6 Diesel	198 A3.000	1598cc	∅ 79.50	4 Cyl.	16V	77kW/105PS	DOHC	TD24568
CAM949 ■						FOL235 (x16)	FOL187 (x16) [11]	[11] Hydraulic

207 Marea 09/96→02/03

1.4	182 A3.000	1371cc	∅ 82.00	4 Cyl.	12V	59kW/80PS	SOHC	TD4399
CAM648			CKS2648 CKS3648			FOL101 (x12)	FOL100 (x12) [11]	[11] Hydraulic
1.6	182 B5.098	1581cc	∅ 86.40	4 Cyl.	16V	72kW/98PS	DOHC	TD19060
							FOL106 (x16) [5][11] FOL145 (x16) [8][11]	[5] Height: 24mm [8] Height: 26mm [11] Hydraulic
1.6	182 A4.000	1581cc	∅ 86.40	4 Cyl.	16V	76kW/103PS	DOHC	TD4400
CAM716 ■ eng.010785→ CAM717 ■ eng.010785→							FOL106 (x16) [5][11] FOL145 (x16) [8][11]	[5] Height: 24mm [8] Height: 26mm [11] Hydraulic
1.6	185 A3.000	1581cc	∅ 86.40	4 Cyl.	16V	68-76kW/92-103PS	DOHC	TD15650
1.6	186 A4.000	1581cc	∅ 86.40	4 Cyl.	16V	76kW/103PS	DOHC	TD11788
CAM709 ■ CAM710 ■							FOL106 (x16) [5][11] FOL145 (x16) [8][11]	[5] Height: 24mm [8] Height: 26mm [11] Hydraulic
1.6	182 B6.000	1596cc	∅ 80.50	4 Cyl.	16V	76kW/103PS	DOHC	TD16166
CAM716 ■ CAM717 ■							FOL106 (x16) [5][11] FOL145 (x16) [8][11]	[5] Height: 24mm [8] Height: 26mm [11] Hydraulic
1.7	182 A2.000	1747cc	∅ 82.00	4 Cyl.	16V	96kW/131PS	DOHC	TD4398
							FOL106 (x16) [5][11] FOL145 (x16) [8][11]	[5] Height: 24mm [8] Height: 26mm [11] Hydraulic



207 Marea 09/96→02/03

1.9 Diesel	182 A7.000	1910cc	Ø 82.00	4 Cyl.	8V	55kW/75PS	SOHC	TD4403
1.9 Diesel	182 A8.000	1910cc	Ø 82.00	4 Cyl.	8V	55kW/75PS	SOHC	TD4404
CAM649							FOL104 (x8) [13]	[13] Mechanical
1.9 Diesel	182 B4.000	1910cc	Ø 82.00	4 Cyl.	8V	77kW/105PS	SOHC	TD11168
1.9 Diesel	186 A6.000	1910cc	Ø 82.00	4 Cyl.	8V	73kW/99PS	SOHC	TD15831
CAM651							FOL104 (x8) [13]	[13] Mechanical
1.9 Diesel	182 B9.000	1910cc	Ø 82.00	4 Cyl.	8V	74-77kW/100-105PS	SOHC	TD16399
CAM654							FOL104 (x8) [13]	[13] Mechanical
2.0	182 A1.000	1998cc	Ø 82.00	5 Cyl.	20V	108kW/147PS	DOHC	TD4397
							FOL106 (x20) [5][11] FOL126 (x20) [13]	[5] Height: 24mm [11] Hydraulic [13] Mechanical
2.0	182 B7.000	1998cc	Ø 82.00	5 Cyl.	20V	113kW/154PS		TD15498
2.0	185 A8.000	1998cc	Ø 82.00	5 Cyl.	20V	113kW/154PS	DOHC	TD15830
							FOL106 (x20) [5][11] FOL145 (x20) [8][11]	[5] Height: 24mm [8] Height: 26mm [11] Hydraulic
2.4 Diesel	185 A6.000	2387cc	Ø 82.00	5 Cyl.	10V	96kW/131PS	SOHC	TD18145
CAM652 →12/02							FOL104 (x10) [13]	[13] Mechanical
2.4 Diesel	839 A5.000	2387cc	Ø 82.00	5 Cyl.	10V	100kW/136PS		TD14408
CAM652							FOL104 (x10) [13]	[13] Mechanical

208 Multipla 04/99→06/10

1.6	182 A4.000	1581cc	Ø 86.40	4 Cyl.	16V	76kW/103PS	DOHC	TD4400
CAM716 ■ eng.010785→ CAM717 ■ eng.010785→							FOL106 (x16) [5][11] FOL145 (x16) [8][11]	[5] Height: 24mm [8] Height: 26mm [11] Hydraulic
1.6	186 A3.000	1581cc	Ø 86.40	4 Cyl.	16V	76kW/103PS	DOHC	TD11787
1.6	186 A4.000	1581cc	Ø 86.40	4 Cyl.	16V	76kW/103PS	DOHC	TD11788
CAM709 ■ CAM710 ■							FOL106 (x16) [5][11] FOL145 (x16) [8][11]	[5] Height: 24mm [8] Height: 26mm [11] Hydraulic
1.6	182 B6.000	1596cc	Ø 80.50	4 Cyl.	16V	76kW/103PS	DOHC	TD16166
CAM716 ■ CAM717 ■							FOL106 (x16) [5][11] FOL145 (x16) [8][11]	[5] Height: 24mm [8] Height: 26mm [11] Hydraulic
1.9 Diesel	182 B4.000	1910cc	Ø 82.00	4 Cyl.	8V	77kW/105PS	SOHC	TD11168
1.9 Diesel	186 A6.000	1910cc	Ø 82.00	4 Cyl.	8V	73kW/99PS	SOHC	TD15831
1.9 Diesel	186 A8.000	1910cc	Ø 82.00	4 Cyl.	8V	85kW/115PS	SOHC	TD18309
CAM651							FOL104 (x8) [13]	[13] Mechanical
1.9 Diesel	186A9.000	1910cc	Ø 82.00	4 Cyl.	8V	88kW/120PS	SOHC	TD19306
CAM654							FOL104 (x8) [13]	[13] Mechanical



209 Palio		04/96 →						
1.2	178 B5.000	1242cc	∅ 70.80	4 Cyl.	8V	44kW/60PS	SOHC	TD10188
1.2	188 A4.000	1242cc	∅ 70.80	4 Cyl.	8V	44kW/60PS	SOHC	TD12790
							FOL126 (x8) [13]	[13] Mechanical
1.2	188 A5.000	1242cc	∅ 70.80	4 Cyl.	16V	59kW/80PS	DOHC	TD12791
CAM713 ■							FOL168 (x16) [11]	[11] Hydraulic
CAM714 ■								
1.3 Diesel	188 A9.000	1248cc	∅ 69.60	4 Cyl.	16V	51kW/70PS	DOHC	TD17456
CAM711 ■						FOL233 (x16)	FOL187 (x16) [11]	[11] Hydraulic
CAM712 ■								
1.4	178 B2.000	1372cc	∅ 80.50	4 Cyl.	8V	51kW/69PS	SOHC	TD16173
CAM719							FOL104 (x8) [13]	[13] Mechanical
1.6	178 C7.098	1581cc	∅ 86.40	4 Cyl.	8V	68-76kW/92-103PS	DOHC	TD18896
1.6	178 D2..011	1581cc	∅ 86.40	4 Cyl.	8V	68kW/92PS	DOHC	TD18897
							FOL106 (x16) [5][11] FOL145 (x16) [8][11]	[5] Height: 24mm [8] Height: 26mm [11] Hydraulic
1.6	178 B3.000	1581cc	∅ 86.40	4 Cyl.	16V	74-78kW/101PS	DOHC	TD10187
CAM709 ■							FOL106 (x16) [5][11] FOL145 (x16) [8][11]	[5] Height: 24mm [8] Height: 26mm [11] Hydraulic
CAM710 ■								
1.6	182 B6.000	1596cc	∅ 80.50	4 Cyl.	16V	76kW/103PS	DOHC	TD16166
CAM716 ■							FOL106 (x16) [5][11] FOL145 (x16) [8][11]	[5] Height: 24mm [8] Height: 26mm [11] Hydraulic
CAM717 ■								
1.7 Diesel	176 A3.000	1697cc	∅ 82.60	4 Cyl.	8V	51-53kW/69PS	SOHC	TD1033
							FOL104 (x8) [13]	[13] Mechanical
1.7 Diesel	176 A5.000	1697cc	∅ 82.60	4 Cyl.	8V	52kW/71PS	SOHC	TD1035
CAM417							FOL104 (x8) [13]	[13] Mechanical
1.9 Diesel	188 A2.000	1910cc	∅ 82.00	4 Cyl.	8V	73kW/99PS	SOHC	TD12788
1.9 Diesel	223 A6.000	1910cc	∅ 82.00	4 Cyl.	8V	44kW/60PS	SOHC	TD15829
CAM653							FOL104 (x8) [13]	[13] Mechanical
210 Panda		01/86 →						
0.9	1170 A1.046	899cc	∅ 65.00	4 Cyl.	8V	30kW/41PS	SOHC	TD872
							FOL119 (x8) [11] →eng.9127269 FOL161 (x8) [11] eng.9127270→	[11] Hydraulic
1.0	141 C2.000	999cc	∅ 70.00	4 Cyl.	8V	33kW/45PS	SOHC	TD1070
1.0	156 A2.100	999cc	∅ 70.00	4 Cyl.	8V	41kW/55PS	SOHC	TD4387
1.0	156 A2.246	999cc	∅ 70.00	4 Cyl.	8V	33kW/45PS	SOHC	TD994
1.0	156 A3.100	999cc	∅ 70.00	4 Cyl.	8V	32-33kW/44-45PS	SOHC	TD4386
1.1	176 B2.000	1108cc	∅ 70.00	4 Cyl.	8V	40kW/54PS	SOHC	TD4396
1.2	188 A4.000	1242cc	∅ 70.80	4 Cyl.	8V	44kW/60PS	SOHC	TD12790
							FOL126 (x8) [13]	[13] Mechanical
1.3 Diesel	156 A5.000	1301cc	∅ 76.10	4 Cyl.	8V	33kW/44PS	SOHC	TD999
							FOL104 (x8) [13]	[13] Mechanical



210 Panda		01/86→						
1.3 Diesel	169 A1.000	1248cc	Ø 69.60	4 Cyl.	16V	55kW/75PS	DOHC	TD20236
1.3 Diesel	188 A8.000	1248cc	Ø 69.60	4 Cyl.	16V	51kW/70PS	DOHC	TD23866
1.3 Diesel	188 A9.000	1248cc	Ø 69.60	4 Cyl.	16V	51kW/70PS	DOHC	TD17456
1.3 Diesel	199 A1.000	1248cc	Ø 69.60	4 Cyl.	16V	55kW/75PS	DOHC	TD29726
1.3 Diesel	199 A9.000	1248cc	Ø 69.60	4 Cyl.	16V	55kW/75PS	DOHC	TD23573
CAM711 ■ CAM712 ■						FOL233 (x16)	FOL187 (x16) [11]	[11] Hydraulic
211 Penny Van		01/86→12/90						
1.7 Diesel	149 B3.000	1697cc	Ø 82.60	4 Cyl.	8V	42kW/57PS	SOHC	TD967
CAM641							FOL104 (x8) [13]	[13] Mechanical
212 Premio		03/85→12/96						
1.6	159 A3.000	1581cc	Ø 86.40	4 Cyl.	8V	63kW/86PS	SOHC	TD9787
							FOL104 (x8) [13]	[13] Mechanical
213 Punto		09/93→02/12						
1.1	176 A6.000	1108cc	Ø 70.00	4 Cyl.	8V	40kW/54PS	SOHC	TD1036
1.1	176 B2.000	1108cc	Ø 70.00	4 Cyl.	8V	40kW/54PS	SOHC	TD4396
1.2	176 B1.000	1242cc	Ø 70.80	4 Cyl.	8V	44kW/60PS	SOHC	TD1032
1.2	176 B4.000	1242cc	Ø 70.80	4 Cyl.	8V	54kW/73PS	SOHC	TD1076
1.2	188 A4.000	1242cc	Ø 70.80	4 Cyl.	8V	44kW/60PS	SOHC	TD12790
							FOL126 (x8) [13]	[13] Mechanical
1.2	176 B9.000	1242cc	Ø 70.80	4 Cyl.	16V	63kW/86PS	DOHC	TD9727
							FOL123 (x16) [11]	[11] Hydraulic
1.2	188 A5.000	1242cc	Ø 70.80	4 Cyl.	16V	59kW/80PS	DOHC	TD12791
CAM713 ■ CAM714 ■							FOL168 (x16) [11]	[11] Hydraulic
1.3 Diesel	188 A9.000	1248cc	Ø 69.60	4 Cyl.	16V	51kW/70PS	DOHC	TD17456
1.3 Diesel	199 A2.000	1248cc	Ø 69.60	4 Cyl.	16V	55kW/75PS	DOHC	TD20240
1.3 Diesel	199 A3.000	1248cc	Ø 69.60	4 Cyl.	16V	66kW/90PS	DOHC	TD20241
1.3 Diesel	199 A9.000	1248cc	Ø 69.60	4 Cyl.	16V	55kW/75PS	DOHC	TD23573
1.3 Diesel	199 B1.000	1248cc	Ø 69.60	4 Cyl.	16V	70kW/95PS	DOHC	TD23574
1.3 Diesel	199 B2.000	1248cc	Ø 69.60	4 Cyl.	16V	51kW/69PS	SOHC	TD23578
1.3 Diesel	199 B4.000	1248cc	Ø 69.60	4 Cyl.	16V	62kW/84PS	SOHC	TD24898
1.3 Diesel	223 A9.000	1248cc	Ø 69.60	4 Cyl.	16V	62kW/84PS	DOHC	TD20243
CAM711 ■ CAM712 ■						FOL233 (x16)	FOL187 (x16) [11]	[11] Hydraulic
1.4	176 A4.000	1372cc	Ø 80.50	4 Cyl.	8V	98kW/133PS	SOHC	TD1034
1.4	176 B6.000	1372cc	Ø 80.50	4 Cyl.	8V	98kW/133PS	SOHC	TD5492
1.6	176 A9.000	1581cc	Ø 86.40	4 Cyl.	8V	65kW/88PS	SOHC	TD1039
							FOL104 (x8) [13]	[13] Mechanical
1.6 Diesel	955 A3.000	1598cc	Ø 79.50	4 Cyl.	16V	88kW/120PS	DOHC	TD23575
CAM949 ■						FOL235 (x16)	FOL187 (x16) [11]	[11] Hydraulic



213 Punto		09/93→02/12						
1.7	183 A1.000	1747cc	∅ 82.00	4 Cyl.	16V	96kW/131PS	DOHC	TD4405
1.7	188 A6.000	1747cc	∅ 82.00	4 Cyl.	16V	96kW/131PS	DOHC	TD16408
							FOL106 (x16) [5][11] FOL145 (x16) [8][11]	[5] Height: 24mm [8] Height: 26mm [11] Hydraulic
1.7 Diesel	176 A3.000	1697cc	∅ 82.60	4 Cyl.	8V	51-53kW/69PS	SOHC	TD1033
1.7 Diesel	176 B7.000	1697cc	∅ 82.60	4 Cyl.	8V	46kW/63PS	SOHC	TD5493
							FOL104 (x8) [13]	[13] Mechanical
1.7 Diesel	176 A5.000	1697cc	∅ 82.60	4 Cyl.	8V	52kW/71PS	SOHC	TD1035
1.7 Diesel	176 B3.000	1697cc	∅ 82.60	4 Cyl.	8V	42kW/57PS	SOHC	TD9477
	CAM417						FOL104 (x8) [13]	[13] Mechanical
1.9 Diesel	188 A2.000	1910cc	∅ 82.00	4 Cyl.	8V	73kW/99PS	SOHC	TD12788
1.9 Diesel	188 A3.000	1910cc	∅ 82.00	4 Cyl.	8V	44kW/60PS	SOHC	TD12789
1.9 Diesel	188 A7.000	1910cc	∅ 82.00	4 Cyl.	8V	73kW/99PS	SOHC	TD16409
	CAM653						FOL104 (x8) [13]	[13] Mechanical
1.9 Diesel	188 B2.000	1910cc	∅ 82.00	4 Cyl.	8V	74kW/100PS	SOHC	TD18291
1.9 Diesel	199 A5.000	1910cc	∅ 82.00	4 Cyl.	8V	96kW/131PS	SOHC	TD20762
	CAM654						FOL104 (x8) [13]	[13] Mechanical

214 Qubo		02/08→						
1.3 Diesel	199 A9.000	1248cc	∅ 69.60	4 Cyl.	16V	55kW/75PS	DOHC	TD23573
1.3 Diesel	199 B1.000	1248cc	∅ 69.60	4 Cyl.	16V	70kW/95PS	DOHC	TD23574
	CAM711 ■ CAM712 ■					FOL233 (x16)	FOL187 (x16) [11]	[11] Hydraulic

215 Regata		09/83→12/89						
1.3	138 B2.000	1302cc	∅ 86.40	4 Cyl.	8V	50kW/68PS	SOHC	TD4363
1.3	149 A3.000	1302cc	∅ 86.40	4 Cyl.	8V	50kW/68PS	SOHC	TD958
1.3	149 A7.000	1302cc	∅ 86.40	4 Cyl.	8V	50kW/68PS	SOHC	TD4382
	CAM719 eng.4292907→						FOL104 (x8) [13]	[13] Mechanical
1.5	138 B3.000	1498cc	∅ 86.40	4 Cyl.	8V	55-61kW/75-83PS	SOHC	TD4365
1.5	138 B3.048	1498cc	∅ 86.40	4 Cyl.	8V	55kW/75PS	SOHC	TD4364
	CAM517						FOL104 (x8) [13]	[13] Mechanical
1.5	138 C2.048	1498cc	∅ 86.40	4 Cyl.	8V	55kW/75PS	SOHC	TD926
1.5	149 A5.000	1498cc	∅ 86.40	4 Cyl.	8V	55kW/75PS	SOHC	TD4381
1.5	149 C1.000	1498cc	∅ 86.40	4 Cyl.	8V	55kW/75PS	SOHC	TD973
							FOL104 (x8) [13]	[13] Mechanical
1.7 Diesel	149 B3.000	1697cc	∅ 82.60	4 Cyl.	8V	42kW/57PS	SOHC	TD967
	CAM641						FOL104 (x8) [13]	[13] Mechanical
1.7 Diesel	138 B6.000	1714cc	∅ 83.00	4 Cyl.	8V	43kW/58PS	SOHC	TD922
	CAM632						FOL104 (x8) [13]	[13] Mechanical
1.9 Diesel	149 A1.000	1929cc	∅ 82.60	4 Cyl.	8V	48kW/65PS	SOHC	TD4378
	CAM641						FOL104 (x8) [13]	[13] Mechanical



216 Ritmo

01/78→07/89

1.3	138 A1.000	1302cc	Ø 86.40	4 Cyl.	8V	48kW/65PS	SOHC	TD4368
1.3	138 A3.000	1302cc	Ø 86.40	4 Cyl.	8V	55kW/75PS	SOHC	TD4362
CAM517							FOL104 (x8) [13]	[13] Mechanical
1.3	138 B2.000	1302cc	Ø 86.40	4 Cyl.	8V	50kW/68PS	SOHC	TD4363
1.3	149 A3.000	1302cc	Ø 86.40	4 Cyl.	8V	50kW/68PS	SOHC	TD958
1.3	149 A7.000	1302cc	Ø 86.40	4 Cyl.	8V	50kW/68PS	SOHC	TD4382
CAM719 eng.4292907→							FOL104 (x8) [13]	[13] Mechanical
1.5	138 A2.000	1498cc	Ø 86.40	4 Cyl.	8V	55kW/75PS	SOHC	TD916
1.5	138 A4.000	1498cc	Ø 86.40	4 Cyl.	8V	63kW/86PS	SOHC	TD4357
1.5	138 B3.000	1498cc	Ø 86.40	4 Cyl.	8V	55-61kW/75-83PS	SOHC	TD4365
CAM517							FOL104 (x8) [13]	[13] Mechanical
1.5	138 C2.048	1498cc	Ø 86.40	4 Cyl.	8V	55kW/75PS	SOHC	TD926
1.5	149 A5.000	1498cc	Ø 86.40	4 Cyl.	8V	55kW/75PS	SOHC	TD4381
1.5	149 C1.000	1498cc	Ø 86.40	4 Cyl.	8V	55kW/75PS	SOHC	TD973
							FOL104 (x8) [13]	[13] Mechanical
1.7 Diesel	149 B3.000	1697cc	Ø 82.60	4 Cyl.	8V	42kW/57PS	SOHC	TD967
CAM641							FOL104 (x8) [13]	[13] Mechanical
1.7 Diesel	138 B6.000	1714cc	Ø 83.00	4 Cyl.	8V	43kW/58PS	SOHC	TD922
CAM632							FOL104 (x8) [13]	[13] Mechanical

217 Scudo

02/96→12/06

1.6	220 A 2.000	1581cc	Ø 86.40	4 Cyl.	8V	55kW/75PS		TD6826
CAM719							FOL104 (x8) [13]	[13] Mechanical
1.9 Diesel	D8B	1905cc	Ø 83.00	4 Cyl.	8V	66kW/89PS	SOHC	TD6828
1.9 Diesel	WJZ (DW8)	1868cc	Ø 82.20	4 Cyl.	8V	51kW/69PS	SOHC	TD16300
CAM373 [18]							FOL150 (x8) [6][13] FOL73 (x8) [10][13]	[6] Height: 25mm [10] Height: 35mm [13] Mechanical [18] Camshaft driven vacuum pump.
1.9 Diesel	D9B (XUD9/A/B/L/Y)	1905cc	Ø 83.00	4 Cyl.	8V	49kW/67PS	SOHC	TD6827
1.9 Diesel	DHX (XUD9TE)	1905cc	Ø 83.00	4 Cyl.	8V	66kW/89PS		TD4352
CAM354 [28] CAM373 [18]			CKS2373 [18]			FOL150 (x8) [6][13] FOL73 (x8) [10][13]		[6] Height: 25mm [10] Height: 35mm [13] Mechanical [18] Camshaft driven vacuum pump. [28] Pulley driven vacuum pump.
2.0	RFN (EW10J4)	1997cc	Ø 85.00	4 Cyl.	16V	100kW/136PS	DOHC	TD16788
							FOL205 (x16) [11]	[11] Hydraulic
2.0 Diesel	RHX (DW10)	1997cc	Ø 85.00	4 Cyl.	8V	69kW/93PS	SOHC	TD16299
2.0 Diesel	RHZ (DW10)	1997cc	Ø 85.00	4 Cyl.	8V	66kW/89PS	SOHC	TD16324
CAM679					FOL163 (x8)		FOL154 (x8) [11]	[11] Hydraulic


217 Scudo

02/96→12/06

2.0 Diesel	DW10BTE4	1997cc	∅ 85.00	4 Cyl.	16V	100kW/136PS	DOHC	TD25755
2.0 Diesel	RHK	1997cc	∅ 85.00	4 Cyl.	16V	88kW/120PS	DOHC	TD20267
2.0 Diesel	RHR	1997cc	∅ 85.00	4 Cyl.	16V	100kW/136PS	DOHC	TD20268
						FOL247 (x16)		
2.0 Diesel	RHW (DW10ATED4)	1997cc	∅ 85.00	4 Cyl.	16V	80kW/109PS	DOHC	TD16789
CAM750 ■ CAM751 ■						FOL247 (x16)	FOL190 (x16) [11]	[11] Hydraulic

218 Sedici

06/06→

1.9 Diesel	D19AA	1910cc	∅ 82.00	4 Cyl.	8V	88kW/120PS	SOHC	TD20930
CAM654							FOL104 (x8) [13]	[13] Mechanical

219 Seicento

01/98→01/10

0.9	1170 A1.046	899cc	∅ 65.00	4 Cyl.	8V	30kW/41PS	SOHC	TD872
							FOL119 (x8) [11] →eng.9127269 FOL161 (x8) [11] eng.9127270→	[11] Hydraulic
1.1	176 B2.000	1108cc	∅ 70.00	4 Cyl.	8V	40kW/54PS	SOHC	TD4396
							FOL126 (x8) [13]	[13] Mechanical

220 Siena

04/96→

1.2	178 B5.000	1242cc	∅ 70.80	4 Cyl.	8V	44kW/60PS	SOHC	TD10188
1.2	188 A4.000	1242cc	∅ 70.80	4 Cyl.	8V	44kW/60PS	SOHC	TD12790
							FOL126 (x8) [13]	[13] Mechanical
1.2	188 A5.000	1242cc	∅ 70.80	4 Cyl.	16V	59kW/80PS	DOHC	TD12791
CAM713 ■ CAM714 ■							FOL168 (x16) [11]	[11] Hydraulic
1.3 Diesel	188 A9.000	1248cc	∅ 69.60	4 Cyl.	16V	51kW/70PS	DOHC	TD17456
CAM711 ■ CAM712 ■						FOL233 (x16)	FOL187 (x16) [11]	[11] Hydraulic
1.4	178 B2.000	1372cc	∅ 80.50	4 Cyl.	8V	51kW/69PS	SOHC	TD16173
CAM719							FOL104 (x8) [13]	[13] Mechanical
1.6	178 B3.000	1581cc	∅ 86.40	4 Cyl.	16V	74-78kW/101PS	DOHC	TD10187
CAM709 ■ CAM710 ■							FOL106 (x16) [5][11] FOL145 (x16) [8][11]	[5] Height: 24mm [8] Height: 26mm [11] Hydraulic
1.6	182 B6.000	1596cc	∅ 80.50	4 Cyl.	16V	76kW/103PS	DOHC	TD16166
CAM716 ■ CAM717 ■							FOL106 (x16) [5][11] FOL145 (x16) [8][11]	[5] Height: 24mm [8] Height: 26mm [11] Hydraulic
1.7 Diesel	176 A3.000	1697cc	∅ 82.60	4 Cyl.	8V	51-53kW/69PS	SOHC	TD1033
							FOL104 (x8) [13]	[13] Mechanical
1.9 Diesel	223 A6.000	1910cc	∅ 82.00	4 Cyl.	8V	44kW/60PS	SOHC	TD15829
CAM653							FOL104 (x8) [13]	[13] Mechanical



221 Stilo 10/01→08/08

1.2	188 A5.000	1242cc	Ø 70.80	4 Cyl.	16V	59kW/80PS	DOHC	TD12791
CAM713 ■							FOL168 (x16) [11]	[11] Hydraulic
CAM714 ■								
1.6	182 B6.000	1596cc	Ø 80.50	4 Cyl.	16V	76kW/103PS	DOHC	TD16166
CAM716 ■							FOL106 (x16) [5][11]	[5] Height: 24mm
CAM717 ■							FOL145 (x16) [8][11]	[8] Height: 26mm [11] Hydraulic
1.7	192 A4.000	1747cc	Ø 82.00	4 Cyl.	16V	96-98kW/130-133PS	DOHC	TD16395
CAM654							FOL106 (x16) [5][11]	[5] Height: 24mm
CAM654							FOL145 (x16) [8][11]	[8] Height: 26mm [11] Hydraulic
1.9 Diesel	192 A1.000	1910cc	Ø 82.00	4 Cyl.	8V	85kW/115PS	SOHC	TD16398
1.9 Diesel	192 A3.000	1910cc	Ø 82.00	4 Cyl.	8V	73kW/99PS	SOHC	TD16397
1.9 Diesel	192 A8.000	1910cc	Ø 82.00	4 Cyl.	8V	88kW/120PS	SOHC	TD20238
1.9 Diesel	192A9.000	1910cc	Ø 82.00	4 Cyl.	8V	74kW/100PS	SOHC	TD18451
CAM654							FOL104 (x8) [13]	[13] Mechanical
1.9 Diesel	192 B5.000	1910cc	Ø 82.00	4 Cyl.	8V	66kW/90PS	SOHC	TD19308
CAM653							FOL104 (x8) [13]	[13] Mechanical
1.9 Diesel	937 A7.000	1910cc	Ø 82.00	4 Cyl.	8V	85kW/115PS	SOHC	TD19307
CAM653							FOL104 (x8) [13]	[13] Mechanical
1.9 Diesel	192 A5.000	1910cc	Ø 82.00	4 Cyl.	16V	103kW/140PS	DOHC	TD17980
CAM948 ■						FOL236 (x16)	FOL187 (x16) [11]	[11] Hydraulic
CAM949 ■						eng.4654872→		
1.9 Diesel	192 B1.000	1910cc	Ø 82.00	4 Cyl.	16V	100kW/136PS	DOHC	TD18944
CAM948 ■						FOL235 (x16)	FOL187 (x16) [11]	[11] Hydraulic
CAM949 ■						→eng.4654871 FOL236 (x16)		
CAM949 ■						eng.4654872→		
1.9 Diesel	937A4.000	1910cc	Ø 82.00	4 Cyl.	16V	93kW/126PS	DOHC	TD18943
CAM948 ■						FOL236 (x16)	FOL187 (x16) [11]	[11] Hydraulic
CAM949 ■						eng.4654872→	eng.4654872→	
1.9 Diesel	937A5.000	1910cc	Ø 82.00	4 Cyl.	16V	110kW/150PS	DOHC	TD18929
CAM948 ■						FOL236 (x16)	FOL187 (x16) [11]	[11] Hydraulic
CAM949 ■						→eng.5192516 FOL235 (x16)		
CAM949 ■						eng.5192517→		
2.5	192 A2.000	2446cc	Ø 83.00	5 Cyl.	20V	125kW/170PS	DOHC	TD16396
CAM654							FOL106 (x20) [5][11]	[5] Height: 24mm
CAM654							FOL145 (x20) [8][11]	[8] Height: 26mm [11] Hydraulic

222 Strada 06/99→

1.2	178 B5.000	1242cc	Ø 70.80	4 Cyl.	8V	44kW/60PS	SOHC	TD10188
1.2	188 A4.000	1242cc	Ø 70.80	4 Cyl.	8V	44kW/60PS	SOHC	TD12790
CAM712 ■							FOL126 (x8) [13]	[13] Mechanical
1.3 Diesel	199 B1.000	1248cc	Ø 69.60	4 Cyl.	16V	70kW/95PS	DOHC	TD23574
1.3 Diesel	223 A9.000	1248cc	Ø 69.60	4 Cyl.	16V	62kW/84PS	DOHC	TD20243
CAM711 ■						FOL233 (x16)	FOL187 (x16) [11]	[11] Hydraulic
CAM712 ■								


222 Strada

06/99 →

1.6	178 D2..011	1581cc	∅ 86.40	4 Cyl.	8V	68kW/92PS	DOHC	TD18897
							FOL106 (x16) [5][11] FOL145 (x16) [8][11]	[5] Height: 24mm [8] Height: 26mm [11] Hydraulic
1.7 Diesel	176 A3.000	1697cc	∅ 82.60	4 Cyl.	8V	51-53kW/69PS	SOHC	TD1033
							FOL104 (x8) [13]	[13] Mechanical
1.9 Diesel	188 A2.000	1910cc	∅ 82.00	4 Cyl.	8V	73kW/99PS	SOHC	TD12788
1.9 Diesel	223 A6.000	1910cc	∅ 82.00	4 Cyl.	8V	44kW/60PS	SOHC	TD15829
CAM653							FOL104 (x8) [13]	[13] Mechanical

223 Talento

03/89 → 03/94

1.9 Diesel	149 B1.000	1929cc	∅ 82.60	4 Cyl.	8V	52kW/71PS	SOHC	TD963
CAM641							FOL104 (x8) [13]	[13] Mechanical

224 Tempra

03/90 → 08/96

1.4	159 A2.000	1372cc	∅ 80.50	4 Cyl.	8V	53kW/72PS	SOHC	TD9728
1.4	836 A4.000	1372cc	∅ 80.50	4 Cyl.	8V	51kW/69PS	SOHC	TD893
1.6	835 C1.000	1581cc	∅ 86.40	4 Cyl.	8V	55-57kW/75-78PS	SOHC	TD1067
CAM719							FOL104 (x8) [13]	[13] Mechanical
1.6	159 A3.000	1581cc	∅ 86.40	4 Cyl.	8V	63kW/86PS	SOHC	TD9787
1.6	159 B9.000	1581cc	∅ 86.40	4 Cyl.	8V	63-66kW/86-90PS	SOHC	TD965
							FOL104 (x8) [13]	[13] Mechanical
1.6	159 A3.048	1585cc	∅ 86.40	4 Cyl.	8V	61kW/82PS	SOHC	TD1007
CAM719							FOL104 (x8) [13]	[13] Mechanical
1.6	159 A3.046	1585cc	∅ 86.40	4 Cyl.	8V	57-62kW/78-84PS	SOHC	TD1006
1.9 Diesel	160 A7.000	1929cc	∅ 82.60	4 Cyl.	8V	48kW/65PS	SOHC	TD1023
1.9 Diesel	160 B6.046	1929cc	∅ 82.60	4 Cyl.	8V	66kW/89PS		TD1025
1.9 Diesel	160 D1.000	1929cc	∅ 82.60	4 Cyl.	8V	68kW/92PS	SOHC	TD1026
							FOL104 (x8) [13]	[13] Mechanical
1.9 Diesel	149 A1.000	1929cc	∅ 82.60	4 Cyl.	8V	48kW/65PS	SOHC	TD4378
CAM641							FOL104 (x8) [13]	[13] Mechanical

225 Tipo

07/87 → 08/96

1.4	159 A2.000	1372cc	∅ 80.50	4 Cyl.	8V	53kW/72PS	SOHC	TD9728
1.4	160 A1.000	1372cc	∅ 80.50	4 Cyl.	8V	53kW/72PS	SOHC	TD1015
1.4	836 A4.000	1372cc	∅ 80.50	4 Cyl.	8V	51kW/69PS	SOHC	TD893
1.6	835 C1.000	1581cc	∅ 86.40	4 Cyl.	8V	55-57kW/75-78PS	SOHC	TD1067
CAM719							FOL104 (x8) [13]	[13] Mechanical
1.6	159 A3.000	1581cc	∅ 86.40	4 Cyl.	8V	63kW/86PS	SOHC	TD9787
							FOL104 (x8) [13]	[13] Mechanical
1.6	159 A3.048	1585cc	∅ 86.40	4 Cyl.	8V	61kW/82PS	SOHC	TD1007
CAM719							FOL104 (x8) [13]	[13] Mechanical



225 Tipo 07/87→08/96

1.6	159 A3.046	1585cc	Ø 86.40	4 Cyl.	8V	57-62kW/78-84PS	SOHC	TD1006
1.6	160 A2.000	1585cc	Ø 86.40	4 Cyl.	8V	61kW/82PS	SOHC	TD1019
							FOL104 (x8) [13]	[13] Mechanical
1.7 Diesel	149 B4.000	1697cc	Ø 82.60	4 Cyl.	8V	44kW/60PS	SOHC	TD968
CAM641							FOL104 (x8) [13]	[13] Mechanical
1.9 Diesel	160 A7.000	1929cc	Ø 82.60	4 Cyl.	8V	48kW/65PS	SOHC	TD1023
1.9 Diesel	160 B6.046	1929cc	Ø 82.60	4 Cyl.	8V	66kW/89PS		TD1025
1.9 Diesel	160 D1.000	1929cc	Ø 82.60	4 Cyl.	8V	68kW/92PS	SOHC	TD1026
							FOL104 (x8) [13]	[13] Mechanical
1.9 Diesel	149 A1.000	1929cc	Ø 82.60	4 Cyl.	8V	48kW/65PS	SOHC	TD4378
CAM641							FOL104 (x8) [13]	[13] Mechanical
2.0	836 A3.000	1995cc	Ø 84.00	4 Cyl.	16V	109kW/148PS	DOHC	TD1071
							FOL104 (x16) [13]	[13] Mechanical

226 Ulysse 02/95→06/11

1.9 Diesel	DHX (XUD9TE)	1905cc	Ø 83.00	4 Cyl.	8V	66kW/89PS		TD4352
CAM354 [28]			CKS2373 [18]				FOL150 (x8) [6][13]	[6] Height: 25mm
CAM373 [18]							FOL73 (x8) [10][13]	[10] Height: 35mm
								[13] Mechanical
								[18] Camshaft driven vacuum pump.
								[28] Pulley driven vacuum pump.
2.0	RFN (EW10J4)	1997cc	Ø 85.00	4 Cyl.	16V	100kW/136PS	DOHC	TD16788
							FOL205 (x16) [11]	[11] Hydraulic
2.0 Diesel	RHZ (DW10)	1997cc	Ø 85.00	4 Cyl.	8V	66kW/89PS	SOHC	TD16324
CAM679						FOL163 (x8)	FOL154 (x8) [11]	[11] Hydraulic
2.0 Diesel	RHM (DW10ATED4)	1997cc	Ø 85.00	4 Cyl.	16V	79kW/107PS	DOHC	TD18906
2.0 Diesel	RHW (DW10ATED4)	1997cc	Ø 85.00	4 Cyl.	16V	80kW/109PS	DOHC	TD16789
CAM750 ■						FOL247 (x16)	FOL190 (x16) [11]	[11] Hydraulic
CAM751 ■								
2.0 Diesel	RHK	1997cc	Ø 85.00	4 Cyl.	16V	88kW/120PS	DOHC	TD20267
2.0 Diesel	RHR	1997cc	Ø 85.00	4 Cyl.	16V	100kW/136PS	DOHC	TD20268
						FOL247 (x16)		
2.1 Diesel	P8C (XUD 11 BTE)	2088cc	Ø 85.00	4 Cyl.	12V	81kW/110PS	SOHC	TD960
						FOL116 (x12)	FOL109 (x12) [11]	[11] Hydraulic
							TTP3 (x12)	
2.2 Diesel	4HS	2179cc	Ø 85.00	4 Cyl.	16V	125kW/170PS	DOHC	TD24775
2.2 Diesel	4HT (DW12BTED4)	2179cc	Ø 85.00	4 Cyl.	16V	125kW/170PS	DOHC	TD25656
CAM750 ■						FOL214 (x16)	FOL196 (x16) [11]	[11] Hydraulic
CAM751 ■								
2.2 Diesel	4HW (DW12ATED4)	2179cc	Ø 85.00	4 Cyl.	16V	94kW/128PS	DOHC	TD16790
CAM750 ■						FOL247 (x16)	FOL115 (x16) [11]	[11] Hydraulic
CAM751 ■								
3.0	XFW	2946cc	Ø 87.00	6 Cyl.	24V	150-152kW/204-207PS	DOHC	TD18310
							FOL206 (x24) [11]	[11] Hydraulic



227 Uno		01/83→04/10					
1.0	156 A2.048	999cc	∅ 70.00	4 Cyl.	8V	32kW/44PS	TD992
1.0	156 A2.100	999cc	∅ 70.00	4 Cyl.	8V	41kW/55PS	SOHC TD4387
1.0	156 A2.246	999cc	∅ 70.00	4 Cyl.	8V	33kW/45PS	SOHC TD994
1.2	188 A4.000	1242cc	∅ 70.80	4 Cyl.	8V	44kW/60PS	SOHC TD12790
						FOL126 (x8) [13]	[13] Mechanical
1.3	138 B2.000	1302cc	∅ 86.40	4 Cyl.	8V	50kW/68PS	SOHC TD4363
1.3	149 A7.000	1302cc	∅ 86.40	4 Cyl.	8V	50kW/68PS	SOHC TD4382
CAM719 eng.4292907→						FOL104 (x8) [13]	[13] Mechanical
1.3 Diesel	127 A5.000	1301cc	∅ 76.10	4 Cyl.	8V	33kW/44PS	SOHC TD4346
1.5	138 C2.048	1498cc	∅ 86.40	4 Cyl.	8V	55kW/75PS	SOHC TD926
1.5	149 C1.000	1498cc	∅ 86.40	4 Cyl.	8V	55kW/75PS	SOHC TD973
1.6	159 A3.046	1585cc	∅ 86.40	4 Cyl.	8V	57-62kW/78-84PS	SOHC TD1006
						FOL104 (x8) [13]	[13] Mechanical
1.6	159 A3.048	1585cc	∅ 86.40	4 Cyl.	8V	61kW/82PS	SOHC TD1007
CAM719						FOL104 (x8) [13]	[13] Mechanical
1.7 Diesel	146 B2.000	1697cc	∅ 82.60	4 Cyl.	8V	46kW/63PS	SOHC TD949
						FOL104 (x8) [13]	[13] Mechanical
1.7 Diesel	149 B3.000	1697cc	∅ 82.60	4 Cyl.	8V	42kW/57PS	SOHC TD967
CAM641						FOL104 (x8) [13]	[13] Mechanical



228 Capri		02/69→02/74						
1.6	LE	1593cc	Ø 87.65	4 Cyl.	8V	65kW/88PS	SOHC	TD1270
CAM49		CKS1049		FOL8 (x8)				
2.3	TV 23 H	2293cc	Ø 90.00	6 Cyl.	12V	79kW/108PS		TD1463
						FOL6 (x12) [13]	[13] Mechanical	

229 Capri II		02/74→12/77						
1.6	LAC	1593cc	Ø 87.65	4 Cyl.	8V	50kW/68PS	SOHC	TD1256
1.6	LCE	1593cc	Ø 87.65	4 Cyl.	8V	53kW/72PS	SOHC	TD1263
1.6	LEC	1593cc	Ø 87.65	4 Cyl.	8V	65kW/88PS	SOHC	TD11229
CAM52		CKS1052		FOL8 (x8)				
2.0	TL 20 H	1993cc	Ø 90.80	4 Cyl.	8V	72-74kW/98-101PS	SOHC	TD1391
CAM49		CKS1049		FOL8 (x8)				

230 Capri III		01/78→04/87						
1.6	LCN	1593cc	Ø 87.65	4 Cyl.	8V	54kW/73PS	SOHC	TD1266
CAM52		CKS1052		FOL8 (x8)				
2.0	NEN	1993cc	Ø 90.80	4 Cyl.	8V	73kW/100PS	SOHC	TD1358
2.0	TL 20 H	1993cc	Ø 90.80	4 Cyl.	8V	72-74kW/98-101PS	SOHC	TD1391
CAM49		CKS1049		FOL8 (x8)				

231 C-MAX		10/03→						
1.6	HXDA	1596cc	Ø 79.00	4 Cyl.	16V	85kW/115PS	DOHC	TD18505
				FOL184 (x16)		FOL152 (x16) [11]	[11] Hydraulic	
1.6 Diesel	T1DA	1560cc		4 Cyl.	8V	85kW/116PS	SOHC	TD25883
1.6 Diesel	T1DB	1560cc		4 Cyl.	8V	85kW/116PS	SOHC	TD25884
1.6 Diesel	T3DA	1560cc		4 Cyl.	8V	70kW/95PS	SOHC	TD25881
1.6 Diesel	T3DB	1560cc		4 Cyl.	8V	70kW/95PS	SOHC	TD25882
CAM969				FOL228 (x8)		FOL190 (x8) [11]	[11] Hydraulic	
1.6 Diesel	G8DA	1560cc	Ø 75.00	4 Cyl.	16V	80kW/109PS	DOHC	TD18508
1.6 Diesel	G8DB	1560cc	Ø 75.00	4 Cyl.	16V	80kW/109PS	DOHC	TD18509
1.6 Diesel	G8DD	1560cc	Ø 75.00	4 Cyl.	16V	80kW/109PS	DOHC	TD24351
1.6 Diesel	GPDA	1560cc	Ø 75.00	4 Cyl.	16V	66kW/90PS	DOHC	TD24348
1.6 Diesel	HHDA	1560cc	Ø 75.00	4 Cyl.	16V	66kW/89PS	DOHC	TD18478
1.6 Diesel	HHDB	1560cc	Ø 75.00	4 Cyl.	16V	66kW/89PS	DOHC	TD18479
CAM746 ■ CAM747 ■				FOL184 (x16)		FOL152 (x16) [11]	[11] Hydraulic	

232 Cortina		10/70→03/72						
1.6	LCJ	1593cc	Ø 87.65	4 Cyl.	8V	53-54kW/72-73PS	SOHC	TD1264
CAM52		CKS1052		FOL8 (x8)				


233 Courier

04/96→02/02

1.4	FHA	1388cc	∅ 76.00	4 Cyl.	16V	66kW/90PS	DOHC	TD12074
							FOL105 (x16) [13]	[13] Mechanical
1.8 Diesel	RTK	1753cc	∅ 82.50	4 Cyl.	8V	44kW/60PS	SOHC	TD10067
CAM376							FOL151 (x8) [13]	[13] Mechanical

234 Escort II

12/74→08/80

1.6	LC	1599cc	∅ 80.98	4 Cyl.	8V	62kW/84PS	SOHC	TD1261
2.0	NE	1993cc	∅ 90.80	4 Cyl.	8V	77kW/105PS	SOHC	TD4473
CAM49			CKS1049			FOL8 (x8)		

235 Escort III

09/80→02/86

1.1	GSE	1117cc	∅ 73.94	4 Cyl.	8V	37kW/50PS	CVH	TD1203
							FOL85 (x8) [13]	[13] Mechanical
1.1	GLB	1117cc	∅ 73.94	4 Cyl.	8V	37kW/50PS	CVH	TD1197
1.1	GMA	1117cc	∅ 73.94	4 Cyl.	8V	40kW/54PS	CVH	TD1200
1.1	GPA	1117cc	∅ 73.94	4 Cyl.	8V	43kW/58PS	CVH	TD1201
1.3	JPA	1296cc	∅ 79.96	4 Cyl.	8V	51kW/69PS	CVH	TD1238
1.6	LP1	1597cc	∅ 79.96	4 Cyl.	8V	58kW/79PS	CVH	TD1283
1.6	LPA	1597cc	∅ 79.96	4 Cyl.	8V	58kW/79PS	CVH	TD1286
CAM185							FOL15 (x8) [11]	[11] Hydraulic
1.6	L4B	1598cc	∅ 79.96	4 Cyl.	8V	66kW/90PS	CVH	TD1252
1.6	LJC	1597cc	∅ 80.00	4 Cyl.	8V	81kW/110PS	CVH	TD1277
1.6	LNA	1597cc	∅ 79.96	4 Cyl.	8V	97kW/132PS	CVH	TD1281
1.6	LR1	1597cc	∅ 79.96	4 Cyl.	8V	77kW/105PS	CVH	TD1287
1.6	LRA	1597cc	∅ 79.96	4 Cyl.	8V	66/77kW/90/105PS	CVH	TD1289
CAM186			CKS2186				FOL15 (x8) [11]	[11] Hydraulic
1.6 Diesel	LTA	1608cc	∅ 80.00	4 Cyl.	8V	40kW/54PS	SOHC	TD1295
							FOL151 (x8) [13]	[13] Mechanical

236 Escort IV

10/85→10/90

1.1	GSG	1117cc	∅ 73.94	4 Cyl.	8V	37kW/50PS	OHV	TD1205
CAM382							FOL85 (x8) [13]	[13] Mechanical
1.3	JBA	1297cc	∅ 73.94	4 Cyl.	8V	46kW/63PS	HCS	TD1227
1.3	JBB	1297cc	∅ 73.94	4 Cyl.	8V	44kW/60PS	HCS	TD4459
CAM383							FOL85 (x8) [13]	[13] Mechanical
1.3	JLA	1297cc	∅ 73.94	4 Cyl.	8V	44kW/60PS	OHV	TD1236
1.3	JLB	1297cc	∅ 73.94	4 Cyl.	8V	44kW/60PS	OHV	TD1237
							FOL85 (x8) [13]	[13] Mechanical



236 Escort IV		10/85→10/90						
1.4	F6B	1392cc	Ø 77.24	4 Cyl.	8V	55kW/75PS	CVH	TD1171
1.4	F6D	1392cc	Ø 77.24	4 Cyl.	8V	55kW/75PS	CVH	TD1174
1.4	FUA	1392cc	Ø 77.24	4 Cyl.	8V	55kW/75PS	CVH	TD4453
1.4	FUAA	1392cc	Ø 77.24	4 Cyl.	8V	51kW/69PS	CVH	TD1181
1.4	FUC	1392cc	Ø 77.24	4 Cyl.	8V	55kW/75PS	CVH	TD1184
1.6	LP2	1597cc	Ø 79.96	4 Cyl.	8V	58kW/79PS	CVH	TD1284
1.6	LPA	1597cc	Ø 79.96	4 Cyl.	8V	58kW/79PS	CVH	TD1286
1.6	LUG	1597cc	Ø 79.96	4 Cyl.	8V	66kW/88PS	CVH	TD1304
CAM185							FOL15 (x8) [11]	[11] Hydraulic
1.6	LNB	1597cc	Ø 79.96	4 Cyl.	8V	97kW/132PS	CVH	TD1282
1.6	LR2	1597cc	Ø 79.96	4 Cyl.	8V	77kW/105PS	CVH	TD1288
1.6	LRB	1597cc	Ø 79.96	4 Cyl.	8V	77kW/105PS	CVH	TD1290
CAM186		CKS2186					FOL15 (x8) [11]	[11] Hydraulic
1.6	LJB	1597cc	Ø 79.96	4 Cyl.	8V	75kW/102PS	CVH	TD1275
CAM186 CAM903 08/89→		CKS2186					FOL15 (x8) [11]	[11] Hydraulic
1.6	L4B	1598cc	Ø 79.96	4 Cyl.	8V	66kW/90PS	CVH	TD1252
CAM186		CKS2186					FOL15 (x8) [11]	[11] Hydraulic
1.6 Diesel	LTC	1608cc	Ø 80.00	4 Cyl.	8V	40kW/54PS	SOHC	TD1297
							FOL151 (x8) [13]	[13] Mechanical
1.8 Diesel	RTA	1753cc	Ø 82.50	4 Cyl.	8V	44kW/60PS	SOHC	TD1434
1.8 Diesel	RTB	1753cc	Ø 82.50	4 Cyl.	8V	44kW/60PS	SOHC	TD1435
CAM376							FOL151 (x8) [13]	[13] Mechanical
237 Escort V		07/90→12/94						
1.3	J4B	1297cc	Ø 73.94	4 Cyl.	8V	44kW/60PS	HCS	TD4458
CAM804							FOL85 (x8) [13]	[13] Mechanical
1.3	J6A	1297cc	Ø 73.94	4 Cyl.	8V	44kW/60PS	HCS	TD1223
1.3	JBD	1297cc	Ø 73.94	4 Cyl.	8V	46kW/63PS	HCS	TD1230
CAM383							FOL85 (x8) [13]	[13] Mechanical
1.4	F6F	1392cc	Ø 77.24	4 Cyl.	8V	52kW/71PS	CVH	TD1177
1.4	F6G	1392cc	Ø 77.24	4 Cyl.	8V	52kW/71PS	CVH	TD1178
1.6	LUJ	1597cc	Ø 79.96	4 Cyl.	8V	66kW/90PS	CVH	TD1306
1.6	LUK	1597cc	Ø 79.96	4 Cyl.	8V	66kW/90PS	CVH	TD1308
CAM185							FOL15 (x8) [11]	[11] Hydraulic
1.6	LJF	1597cc	Ø 79.96	4 Cyl.	8V	75-81kW/102-110PS	CVH	TD4466
CAM186 CAM903 08/89→		CKS2186					FOL15 (x8) [11]	[11] Hydraulic
1.8	RDA	1796cc	Ø 80.60	4 Cyl.	16V	77kW/105PS	DOHC	TD1419
1.8	RQB	1796cc	Ø 80.60	4 Cyl.	16V	96kW/131PS	DOHC	TD1431
CAM756							FOL123 (x16) [11]	[11] Hydraulic



237 Escort V		07/90→12/94						
1.8 Diesel	RTE	1753cc	Ø 82.50	4 Cyl.	8V	44kW/60PS	SOHC	TD1438
1.8 Diesel	RTF	1753cc	Ø 82.50	4 Cyl.	8V	44kW/60PS	SOHC	TD1439
1.8 Diesel	RTH	1753cc	Ø 82.50	4 Cyl.	8V	44kW/60PS	SOHC	TD1441
CAM376							FOL151 (x8) [13]	[13] Mechanical

238 Escort VI		09/92→01/95						
1.3	J4B	1297cc	Ø 73.94	4 Cyl.	8V	44kW/60PS	HCS	TD4458
CAM804							FOL85 (x8) [13]	[13] Mechanical
1.3	J6A	1297cc	Ø 73.94	4 Cyl.	8V	44kW/60PS	HCS	TD1223
CAM383							FOL85 (x8) [13]	[13] Mechanical
1.4	F6F	1392cc	Ø 77.24	4 Cyl.	8V	52kW/71PS	CVH	TD1177
1.4	F6G	1392cc	Ø 77.24	4 Cyl.	8V	52kW/71PS	CVH	TD1178
1.4	FUH	1392cc	Ø 77.24	4 Cyl.	8V	55kW/75PS	CVH	TD1188
CAM185							FOL15 (x8) [11]	[11] Hydraulic
1.6	L1E	1597cc	Ø 76.00	4 Cyl.	16V	66kW/90PS	DOHC	TD1249
1.6	L1H	1597cc	Ø 76.00	4 Cyl.	16V	65kW/88PS	DOHC	TD5105
CAM755 ■ CAM756 ■							FOL123 (x16) [11]	[11] Hydraulic
1.8	RDA	1796cc	Ø 80.60	4 Cyl.	16V	77kW/105PS	DOHC	TD1419
1.8	RQB	1796cc	Ø 80.60	4 Cyl.	16V	96kW/131PS	DOHC	TD1431
CAM756 ■							FOL123 (x16) [11]	[11] Hydraulic
1.8 Diesel	RFD	1753cc	Ø 82.50	4 Cyl.	8V	66kW/89PS	SOHC	TD4484
1.8 Diesel	RFK	1753cc	Ø 82.50	4 Cyl.	8V	66kW/89PS	SOHC	TD4485
1.8 Diesel	RFS	1753cc	Ø 82.50	4 Cyl.	8V	66kW/89PS	SOHC	TD16143
1.8 Diesel	RTE	1753cc	Ø 82.50	4 Cyl.	8V	44kW/60PS	SOHC	TD1438
1.8 Diesel	RTF	1753cc	Ø 82.50	4 Cyl.	8V	44kW/60PS	SOHC	TD1439
1.8 Diesel	RTH	1753cc	Ø 82.50	4 Cyl.	8V	44kW/60PS	SOHC	TD1441
CAM376							FOL151 (x8) [13]	[13] Mechanical

239 Escort VII		01/95→06/01						
1.3	J4B	1297cc	Ø 73.94	4 Cyl.	8V	44kW/60PS	HCS	TD4458
CAM804							FOL85 (x8) [13]	[13] Mechanical
1.3	J6A	1297cc	Ø 73.94	4 Cyl.	8V	44kW/60PS	HCS	TD1223
CAM383							FOL85 (x8) [13]	[13] Mechanical
1.4	FUH	1392cc	Ø 77.24	4 Cyl.	8V	55kW/75PS	CVH	TD1188
CAM185							FOL15 (x8) [11]	[11] Hydraulic
1.6	L1E	1597cc	Ø 76.00	4 Cyl.	16V	66kW/90PS	DOHC	TD1249
1.6	L1H	1597cc	Ø 76.00	4 Cyl.	16V	65kW/88PS	DOHC	TD5105
CAM755 ■ CAM756 ■							FOL123 (x16) [11]	[11] Hydraulic



239 Escort VII		01/95→06/01						
1.8	RDA	1796cc	Ø 80.60	4 Cyl.	16V	77kW/105PS	DOHC	TD1419
1.8	RKC	1796cc	Ø 80.60	4 Cyl.	16V	85kW/115PS	DOHC	TD5107
1.8	RQB	1796cc	Ø 80.60	4 Cyl.	16V	96kW/131PS	DOHC	TD1431
CAM756							FOL123 (x16) [11]	[11] Hydraulic
1.8 Diesel	RFD	1753cc	Ø 82.50	4 Cyl.	8V	66kW/89PS	SOHC	TD4484
1.8 Diesel	RFK	1753cc	Ø 82.50	4 Cyl.	8V	66kW/89PS	SOHC	TD4485
1.8 Diesel	RTE	1753cc	Ø 82.50	4 Cyl.	8V	44kW/60PS	SOHC	TD1438
1.8 Diesel	RTF	1753cc	Ø 82.50	4 Cyl.	8V	44kW/60PS	SOHC	TD1439
1.8 Diesel	RTH	1753cc	Ø 82.50	4 Cyl.	8V	44kW/60PS	SOHC	TD1441
CAM376							FOL151 (x8) [13]	[13] Mechanical
1.8 Diesel	RVA	1753cc	Ø 82.50	4 Cyl.	8V	51kW/70PS	SOHC	TD5104
CAM376 →07/98							FOL151 (x8) [13]	[13] Mechanical
240 Escort Van		02/84→06/01						
1.6	LUC	1597cc	Ø 79.96	4 Cyl.	8V	66kW/90PS	CVH	TD1301
CAM185							FOL15 (x8) [11]	[11] Hydraulic
1.6 Diesel	LTA	1608cc	Ø 80.00	4 Cyl.	8V	40kW/54PS	SOHC	TD1295
CAM376							FOL151 (x8) [13]	[13] Mechanical
1.8 Diesel	RFD	1753cc	Ø 82.50	4 Cyl.	8V	66kW/89PS	SOHC	TD4484
1.8 Diesel	RFK	1753cc	Ø 82.50	4 Cyl.	8V	66kW/89PS	SOHC	TD4485
1.8 Diesel	RFS	1753cc	Ø 82.50	4 Cyl.	8V	66kW/89PS	SOHC	TD16143
CAM376							FOL151 (x8) [13]	[13] Mechanical
241 Fiesta I		05/76→09/89						
1.0	TKA	957cc	Ø 73.94	4 Cyl.	8V	29kW/40PS	OHV	TD4495
1.0	TLA	957cc	Ø 73.94	4 Cyl.	8V	33kW/45PS	OHV	TD1453
1.1	GLA	1117cc	Ø 73.94	4 Cyl.	8V	39kW/53PS	OHV	TD1196
1.1	GLW	1117cc	Ø 73.94	4 Cyl.	8V	40kW/54PS	OHV	TD1199
1.3	J3E	1298cc	Ø 80.98	4 Cyl.	8V	49kW/66PS	OHV	TD1221
1.6	L3E	1599cc	Ø 80.98	4 Cyl.	8V	62kW/84PS	OHV	TD1251
CAM376							FOL85 (x8) [13]	[13] Mechanical
1.6 Diesel	LTB	1608cc	Ø 80.00	4 Cyl.	8V	40kW/54PS	SOHC	TD1296
CAM376							FOL151 (x8) [13]	[13] Mechanical
242 Fiesta II		08/83→11/89						
1.0	TKB	957cc	Ø 73.94	4 Cyl.	8V	33kW/45PS	OHV	TD1452
CAM382							FOL85 (x8) [13]	[13] Mechanical
1.0	TLB	999cc	Ø 68.70	4 Cyl.	8V	33kW/45PS	HCS	TD1454
CAM382							FOL85 (x8) [13]	[13] Mechanical



242 Fiesta II

08/83→11/89

1.1	GLC	1117cc	∅ 73.94	4 Cyl.	8V	37kW/50PS	OHV	TD1198
1.1	GSH	1117cc	∅ 73.94	4 Cyl.	8V	36kW/49PS	OHV	TD1206
							FOL85 (x8) [13]	[13] Mechanical
1.3	JPC	1296cc	∅ 79.96	4 Cyl.	8V	51kW/69PS	CVH	TD1239
1.4	F6A	1392cc	∅ 77.24	4 Cyl.	8V	52-54kW/71-73PS	CVH	TD4448
1.4	F6C	1392cc	∅ 77.24	4 Cyl.	8V	52kW/71PS	CVH	TD4450
1.4	FUB	1392cc	∅ 77.24	4 Cyl.	8V	55kW/75PS	CVH	TD1182
1.4	FUBA	1392cc	∅ 77.24	4 Cyl.	8V	51kW/69PS	SOHC	TD1183
1.4	FUD	1392cc	∅ 77.24	4 Cyl.	8V	54kW/73PS	CVH	TD1185
CAM185							FOL15 (x8) [11]	[11] Hydraulic
1.6	LUD	1597cc	∅ 79.96	4 Cyl.	8V	70kW/95PS	CVH	TD1302
CAM186			CKS2186				FOL15 (x8) [11]	[11] Hydraulic
1.6 Diesel	LTB	1608cc	∅ 80.00	4 Cyl.	8V	40kW/54PS	SOHC	TD1296
							FOL151 (x8) [13]	[13] Mechanical

243 Fiesta III

03/89→01/97

1.0	TLB	999cc	∅ 68.70	4 Cyl.	8V	33kW/45PS	HCS	TD1454
1.1	G6A	1118cc	∅ 68.70	4 Cyl.	8V	37kW/50PS	HCS	TD4455
1.1	GUD	1118cc	∅ 68.70	4 Cyl.	8V	40kW/55PS	HCS	TD1209
1.1	GUE	1118cc	∅ 68.70	4 Cyl.	8V	40kW/55PS	HCS	TD1210
CAM382							FOL85 (x8) [13]	[13] Mechanical
1.3	J6B	1297cc	∅ 73.94	4 Cyl.	8V	44kW/60PS	HCS	TD1224
CAM383 →08/97							FOL85 (x8) [13]	[13] Mechanical
1.3	JBC	1297cc	∅ 73.94	4 Cyl.	8V	44/46kW/60/63PS	HCS	TD1229
CAM383							FOL85 (x8) [13]	[13] Mechanical
1.4	F6E	1392cc	∅ 77.24	4 Cyl.	8V	52kW/71PS	CVH	TD4451
1.4	FUG	1392cc	∅ 77.24	4 Cyl.	8V	55kW/75PS	CVH	TD1187
1.4	FUJ	1392cc	∅ 77.24	4 Cyl.	8V	55kW/75PS	CVH	TD1189
CAM185							FOL15 (x8) [11]	[11] Hydraulic
1.6	LJD	1597cc	∅ 79.96	4 Cyl.	8V	75-81kW/102-110PS	CVH	TD4465
CAM186 CAM903 08/89→			CKS2186				FOL15 (x8) [11]	[11] Hydraulic
1.6	LJC	1597cc	∅ 80.00	4 Cyl.	8V	81kW/110PS	CVH	TD1277
CAM186			CKS2186				FOL15 (x8) [11]	[11] Hydraulic
1.6	L1G	1597cc	∅ 76.00	4 Cyl.	16V	66kW/90PS	DOHC	TD9467
CAM755 ■ CAM756 ■							FOL123 (x16) [11]	[11] Hydraulic
1.8	RDB	1796cc	∅ 80.60	4 Cyl.	16V	77kW/105PS	DOHC	TD1420
CAM756 ■							FOL123 (x16) [11]	[11] Hydraulic


243 Fiesta III

03/89→01/97

1.8 Diesel	RFL	1753cc	Ø 82.50	4 Cyl.	8V	55kW/75PS	SOHC	TD4486
1.8 Diesel	RTC	1753cc	Ø 82.50	4 Cyl.	8V	44kW/60PS	SOHC	TD4489
1.8 Diesel	RTD	1753cc	Ø 82.50	4 Cyl.	8V	44kW/60PS	SOHC	TD1437
1.8 Diesel	RTG	1753cc	Ø 82.50	4 Cyl.	8V	44kW/60PS	SOHC	TD1440
CAM376							FOL151 (x8) [13]	[13] Mechanical

244 Fiesta IV

08/95→01/02

1.3	JBC	1297cc	Ø 73.94	4 Cyl.	8V	44/46kW/60/63PS	HCS	TD1229
CAM383							FOL85 (x8) [13]	[13] Mechanical
1.3	J4C	1297cc	Ø 73.94	4 Cyl.	8V	44kW/60PS	HCS	TD11087
1.3	J4J	1299cc	Ø 74.00	4 Cyl.	8V	44kW/60PS	OHV	TD12073
1.3	J4L	1299cc	Ø 74.00	4 Cyl.	8V	44kW/60PS	OHV	TD15930
1.3	J4Q	1299cc	Ø 74.00	4 Cyl.	8V	44kW/60PS	OHV	TD15931
1.3	J4R	1299cc	Ø 74.00	4 Cyl.	8V	44kW/60PS	OHV	TD15932
1.3	J4T	1299cc	Ø 74.00	4 Cyl.	8V	44kW/60PS	OHV	TD15933
1.3	JJA	1297cc	Ø 73.94	4 Cyl.	8V	37kW/50PS	HCS	TD12071
1.3	JJC	1299cc	Ø 74.00	4 Cyl.	8V	37kW/50PS	OHV	TD12072
1.3	JJE	1299cc	Ø 74.00	4 Cyl.	8V	37kW/50PS	OHV	TD15926
1.3	JJJ	1299cc	Ø 74.00	4 Cyl.	8V	37kW/50PS	OHV	TD15927
1.3	JJK	1299cc	Ø 74.00	4 Cyl.	8V	37kW/50PS	OHV	TD15928
1.3	JJM	1299cc	Ø 74.00	4 Cyl.	8V	37kW/50PS	OHV	TD15929
CAM804							FOL85 (x8) [13]	[13] Mechanical
1.4	FHA	1388cc	Ø 76.00	4 Cyl.	16V	66kW/90PS	DOHC	TD12074
1.4	FHE	1388cc	Ø 76.00	4 Cyl.	16V	66kW/90PS	DOHC	TD15934
							FOL105 (x16) [13]	[13] Mechanical
1.8 Diesel	RTJ	1753cc	Ø 82.50	4 Cyl.	8V	44kW/60PS	SOHC	TD10068
CAM376 →07/98							FOL151 (x8) [13]	[13] Mechanical
1.8 Diesel	RTK	1753cc	Ø 82.50	4 Cyl.	8V	44kW/60PS	SOHC	TD10067
CAM376							FOL151 (x8) [13]	[13] Mechanical
1.8 Diesel	RTP	1753cc	Ø 82.50	4 Cyl.	8V	55kW/75PS	SOHC	TD15938
CAM902							FOL151 (x8) [13]	[13] Mechanical

245 Fiesta V

11/01→06/08

1.2	FUJA	1242cc	Ø 71.90	4 Cyl.	16V	55kW/75PS	DOHC	TD17159
1.2	FUJB	1242cc	Ø 71.90	4 Cyl.	16V	55kW/75PS	DOHC	TD17160
1.2	M7JA	1242cc	Ø 71.90	4 Cyl.	16V	51kW/70PS	DOHC	TD17161
1.2	M7JB	1242cc	Ø 71.90	4 Cyl.	16V	51kW/70PS	DOHC	TD17162
							FOL105 (x16) [13]	[13] Mechanical
1.3	A9JA	1299cc	Ø 74.00	4 Cyl.	8V	51kW/69PS	OHV	TD17302
1.3	A9JB	1299cc	Ø 74.00	4 Cyl.	8V	51kW/69PS	OHV	TD17303
1.3	BAJA	1299cc	Ø 74.00	4 Cyl.	8V	44kW/60PS	SOHC	TD17301
CAM906					FOL182 (x8)	FOL181 (x8) [11]	[11] Hydraulic	



245 Fiesta V

11/01→06/08

1.4 Diesel	F6JA / DV4TD	1398cc	∅ 73.70	4 Cyl.	8V	50kW/68PS	SOHC	TD17307
1.4 Diesel	F6JB	1398cc	∅ 73.70	4 Cyl.	8V	50kW/68PS	SOHC	TD17346
CAM726						FOL228 (x8)	FOL154 (x8) [11]	[11] Hydraulic
1.6 Diesel	HHJA	1560cc	∅ 75.00	4 Cyl.	16V	66kW/89PS	DOHC	TD17988
1.6 Diesel	HHJB	1560cc	∅ 75.00	4 Cyl.	16V	66kW/89PS	DOHC	TD17989
CAM746 ■ CAM747 ■						FOL184 (x16)	FOL152 (x16) [11]	[11] Hydraulic

246 Fiesta VI

06/08→

1.4 Diesel	F6JB	1398cc	∅ 73.70	4 Cyl.	8V	50kW/68PS	SOHC	TD17346
CAM726						FOL228 (x8)	FOL154 (x8) [11]	[11] Hydraulic
1.4 Diesel	F6JD	1398cc	∅ 73.70	4 Cyl.	8V	50kW/68PS	DOHC	TD23542
1.4 Diesel	KVJA	1399cc	∅ 73.70	4 Cyl.	8V	51kW/70PS	DOHC	TD26332
1.6 Diesel	TZJB	1560cc	∅ 75.00	4 Cyl.	8V	70kW/95PS	SOHC	TD24421
						FOL228 (x8)	FOL190 (x8) [11]	[11] Hydraulic
1.6 Diesel	TZJA	1560cc	∅ 75.00	4 Cyl.	8V	70kW/95PS	SOHC	TD24420
CAM969						FOL228 (x8)	FOL190 (x8) [11]	[11] Hydraulic
1.6 Diesel	HHJC	1560cc	∅ 75.00	4 Cyl.	16V	66kW/90PS	DOHC	TD24416
1.6 Diesel	HHJD	1560cc	∅ 75.00	4 Cyl.	16V	66kW/90PS	DOHC	TD23543
1.6 Diesel	HHJE	1560cc	∅ 75.00	4 Cyl.	16V	66kW/90PS	DOHC	TD24417
1.6 Diesel	HHJF	1560cc	∅ 75.00	4 Cyl.	16V	55kW/75PS	DOHC	TD24418
1.6 Diesel	UBJA	1560cc	∅ 75.00	4 Cyl.	16V	55kW/75PS	DOHC	TD24419
CAM746 ■ CAM747 ■						FOL184 (x16)	FOL152 (x16) [11]	[11] Hydraulic

247 Focus

10/98→03/05

1.4	FXDA	1388cc	∅ 76.00	4 Cyl.	16V	55kW/75PS	DOHC	TD12075
1.4	FXDB	1388cc	∅ 76.00	4 Cyl.	16V	55kW/75PS	DOHC	TD15892
1.4	FXDC	1388cc	∅ 76.00	4 Cyl.	16V	55kW/75PS	DOHC	TD12076
1.4	FXDD	1388cc	∅ 76.00	4 Cyl.	16V	55kW/75PS	DOHC	TD15893
1.6	FYDA	1596cc	∅ 79.00	4 Cyl.	16V	74kW/100PS	DOHC	TD12077
1.6	FYDB	1596cc	∅ 79.00	4 Cyl.	16V	74kW/100PS	DOHC	TD15894
1.6	FYDC	1596cc	∅ 79.00	4 Cyl.	16V	74kW/100PS	DOHC	TD12078
1.6	FYDD	1596cc	∅ 79.00	4 Cyl.	16V	74kW/100PS	DOHC	TD15895
1.6	FYDH	1596cc	∅ 79.00	4 Cyl.	16V	74kW/100PS	DOHC	TD18776
							FOL105 (x16) [13] →01/01	[13] Mechanical
1.8 Diesel	BHDA	1753cc	∅ 82.50	4 Cyl.	8V	55kW/75PS	SOHC	TD15903
1.8 Diesel	BHDB	1753cc	∅ 82.50	4 Cyl.	8V	55kW/75PS	SOHC	TD15904
1.8 Diesel	C9DA	1753cc	∅ 82.50	4 Cyl.	8V	66kW/90PS	SOHC	TD15905
1.8 Diesel	C9DB	1753cc	∅ 82.50	4 Cyl.	8V	66kW/90PS	SOHC	TD15906
1.8 Diesel	C9DC	1753cc	∅ 82.50	4 Cyl.	8V	66kW/90PS	SOHC	TD12081
1.8 Diesel	F9DA	1753cc	∅ 82.50	4 Cyl.	8V	74kW/100PS	SOHC	TD17524
1.8 Diesel	F9DB	1753cc	∅ 82.50	4 Cyl.	8V	85kW/115PS	SOHC	TD17526
1.8 Diesel	FFDA	1753cc	∅ 82.50	4 Cyl.	8V	85kW/115PS	SOHC	TD17521
CAM902							FOL151 (x8) [13]	[13] Mechanical



248 Focus II 11/04→

1.6	HXDA	1596cc	∅ 79.00	4 Cyl.	16V	85kW/115PS	DOHC	TD18505
						FOL184 (x16)	FOL152 (x16) [11]	[11] Hydraulic
1.6 Diesel	G8DA	1560cc	∅ 75.00	4 Cyl.	16V	80kW/109PS	DOHC	TD18508
1.6 Diesel	G8DB	1560cc	∅ 75.00	4 Cyl.	16V	80kW/109PS	DOHC	TD18509
1.6 Diesel	G8DD	1560cc	∅ 75.00	4 Cyl.	16V	80kW/109PS	DOHC	TD24351
1.6 Diesel	G8DE	1560cc	∅ 75.00	4 Cyl.	16V	80kW/109PS	DOHC	TD25790
1.6 Diesel	G8DF	1560cc	∅ 75.00	4 Cyl.	16V	80kW/109PS	DOHC	TD25791
1.6 Diesel	GPDA	1560cc	∅ 75.00	4 Cyl.	16V	66kW/90PS	DOHC	TD24348
1.6 Diesel	GPDC	1560cc	∅ 75.00	4 Cyl.	16V	66kW/90PS	DOHC	TD24660
1.6 Diesel	HHDA	1560cc	∅ 75.00	4 Cyl.	16V	66kW/89PS	DOHC	TD18478
1.6 Diesel	HHDB	1560cc	∅ 75.00	4 Cyl.	16V	66kW/89PS	DOHC	TD18479
CAM746 ■ CAM747 ■						FOL184 (x16)	FOL152 (x16) [11]	[11] Hydraulic

249 Focus III 04/11→

1.6 Diesel	T1DA	1560cc		4 Cyl.	8V	85kW/116PS	SOHC	TD25883
1.6 Diesel	T1DB	1560cc		4 Cyl.	8V	85kW/116PS	SOHC	TD25884
1.6 Diesel	T3DA	1560cc		4 Cyl.	8V	70kW/95PS	SOHC	TD25881
1.6 Diesel	T3DB	1560cc		4 Cyl.	8V	70kW/95PS	SOHC	TD25882
CAM969						FOL228 (x8)	FOL190 (x8) [11]	[11] Hydraulic
1.6 Diesel	NGDA	1560cc	∅ 75.00	4 Cyl.	8V	77kW/105PS	SOHC	TD26481
						FOL228 (x8)	FOL190 (x8) [11]	[11] Hydraulic

250 Fusion 08/02→

1.2	FUJA	1242cc	∅ 71.90	4 Cyl.	16V	55kW/75PS	DOHC	TD17159
1.2	FUJB	1242cc	∅ 71.90	4 Cyl.	16V	55kW/75PS	DOHC	TD17160
							FOL105 (x16) [13]	[13] Mechanical
1.4 Diesel	F6JA / DV4TD	1398cc	∅ 73.70	4 Cyl.	8V	50kW/68PS	SOHC	TD17307
1.4 Diesel	F6JB	1398cc	∅ 73.70	4 Cyl.	8V	50kW/68PS	SOHC	TD17346
CAM726						FOL228 (x8)	FOL154 (x8) [11]	[11] Hydraulic
1.6 Diesel	HHJA	1560cc	∅ 75.00	4 Cyl.	16V	66kW/89PS	DOHC	TD17988
1.6 Diesel	HHJB	1560cc	∅ 75.00	4 Cyl.	16V	66kW/89PS	DOHC	TD17989
CAM746 ■ CAM747 ■						FOL184 (x16)	FOL152 (x16) [11]	[11] Hydraulic

251 Galaxy 03/95→05/06

1.6 Diesel	T1WA	1560cc	∅ 75.00	4 Cyl.	8V	85kW/115PS	SOHC	TD29369
1.6 Diesel	T1WB	1560cc	∅ 75.00	4 Cyl.	8V	85kW/115PS	SOHC	TD29370
						FOL228 (x8)	FOL190 (x8) [11]	[11] Hydraulic
1.9 Diesel	1Z	1896cc	∅ 79.50	4 Cyl.	8V	66kW/90PS	SOHC	TD11370
1.9 Diesel	AFN	1896cc	∅ 79.50	4 Cyl.	8V	81kW/110PS	SOHC	TD11368
1.9 Diesel	AHU	1896cc	∅ 79.50	4 Cyl.	8V	66kW/89PS	SOHC	TD11369
1.9 Diesel	AVG	1896cc	∅ 79.50	4 Cyl.	8V	81kW/110PS	SOHC	TD17557
CAM441							FOL92 (x8) [11]	[11] Hydraulic



251 Galaxy		03/95→05/06						
1.9 Diesel	ANU	1896cc	∅ 79.50	4 Cyl.	8V	66kW/89PS	SOHC	TD14917
1.9 Diesel	ASZ	1896cc	∅ 79.50	4 Cyl.	8V	96kW/131PS	SOHC	TD17167
1.9 Diesel	AUY	1896cc	∅ 79.50	4 Cyl.	8V	85kW/116PS	SOHC	TD14918
1.9 Diesel	BTB	1896cc	∅ 79.50	4 Cyl.	8V	110kW/150PS	SOHC	TD18795
CAM672 [25][29] CAM914 [27][29] CAM928 [20][29]							FOL175 (x8) [11] FOL202 (x8) [11][21]	[11] Hydraulic [20] Steel [21] Diamond-coated [25] Chilled Cast Iron [27] Induction Hardened Cast Iron [29] Refer to SB2202 for installation guide
2.2 Diesel	KNWA	2179cc	∅ 85.00	4 Cyl.	16V	147kW/200PS	DOHC	TD26488
2.2 Diesel	Q4BA	2179cc	∅ 85.00	4 Cyl.	16V	129kW/175PS	DOHC	TD20838
2.2 Diesel	Q4WA	2179cc	∅ 85.00	4 Cyl.	16V	129kW/175PS	DOHC	TD24439
						FOL214 (x16)	FOL196 (x16) [11]	[11] Hydraulic
2.8	AAA	2792cc	∅ 81.00	6 Cyl.	12V	128kW/174PS	SOHC	TD5106
							FOL92 (x12) [11]	[11] Hydraulic
2.8	AYL	2792cc	∅ 81.00	6 Cyl.	24V	150kW/204PS	DOHC	TD14919
							FOL154 (x24) [11]	[11] Hydraulic
252 Granada		01/76→08/85						
1.6	LCK	1593cc	∅ 87.65	4 Cyl.	8V	55kW/75PS	SOHC	TD1265
CAM52			CKS1052			FOL8 (x8)		
2.0	TL 20 LC	1994cc	∅ 87.70	4 Cyl.	8V	64kW/87PS	SOHC	TD16538
CAM49			CKS1049			FOL8 (x8)		
253 Ka		09/96→						
1.3	A9A	1299cc	∅ 74.00	4 Cyl.	8V	51kW/70PS	OHV	TD18764
1.3	A9B	1299cc	∅ 74.00	4 Cyl.	8V	51kW/70PS	OHV	TD18765
CAM906						FOL182 (x8)	FOL181 (x8) [11]	[11] Hydraulic
1.3	BAA	1299cc	∅ 74.00	4 Cyl.	8V	44kW/60PS	OHV	TD17169
1.3	J4D	1299cc	∅ 74.00	4 Cyl.	8V	44kW/60PS	OHV	TD12084
1.3	J4K	1299cc	∅ 74.00	4 Cyl.	8V	44kW/60PS	OHV	TD12085
1.3	J4M	1299cc	∅ 74.00	4 Cyl.	8V	44kW/60PS	OHV	TD15952
1.3	J4N	1299cc	∅ 74.00	4 Cyl.	8V	44kW/60PS	OHV	TD15953
1.3	J4P	1299cc	∅ 74.00	4 Cyl.	8V	44kW/60PS	OHV	TD15954
1.3	J4S	1299cc	∅ 74.00	4 Cyl.	8V	44kW/60PS	OHV	TD15955
1.3	JJB	1299cc	∅ 74.00	4 Cyl.	8V	37kW/50PS	OHV	TD12083
CAM804							FOL85 (x8) [13]	[13] Mechanical
1.3 Diesel	FD4	1248cc		4 Cyl.	16V	55kW/75PS	DOHC	TD24409
						FOL233 (x16)	FOL187 (x16) [11]	[11] Hydraulic



254		Mondeo I		02/93→08/96				
1.6	L1F	1597cc	Ø 76.00	4 Cyl.	16V	66kW/90PS	DOHC	TD10069
1.6	L1J	1597cc	Ø 76.00	4 Cyl.	16V	65kW/88PS	DOHC	TD4464
CAM755 ■						FOL123 (x16) [11]	[11] Hydraulic	
CAM756 ■								
1.8 Diesel	RFM	1753cc	Ø 82.50	4 Cyl.	8V	65kW/88PS	SOHC	TD1428
CAM376						FOL151 (x8) [13]	[13] Mechanical	
1.8 Diesel	RFN	1753cc	Ø 82.50	4 Cyl.	8V	65kW/88PS	SOHC	TD1429
CAM376 →07/98						FOL151 (x8) [13]	[13] Mechanical	
255		Mondeo II		09/96→11/00				
1.6	L1J	1597cc	Ø 76.00	4 Cyl.	16V	65kW/88PS	DOHC	TD4464
1.6	L1L	1597cc	Ø 76.00	4 Cyl.	16V	70kW/95PS	DOHC	TD12087
CAM755 ■						FOL123 (x16) [11]	[11] Hydraulic	
CAM756 ■								
1.8 Diesel	RFN	1753cc	Ø 82.50	4 Cyl.	8V	65kW/88PS	SOHC	TD1429
CAM376 →07/98						FOL151 (x8) [13]	[13] Mechanical	
256		Mondeo III		11/00→08/07				
2.0 Diesel	D5BA	1998cc	Ø 86.00	4 Cyl.	16V	66kW/90PS	DOHC	TD15914
2.0 Diesel	D6BA	1998cc	Ø 86.00	4 Cyl.	16V	85kW/115PS	DOHC	TD15915
2.0 Diesel	FMBA	1998cc	Ø 86.00	4 Cyl.	16V	96kW/130PS	DOHC	TD18761
2.0 Diesel	HJBA	1998cc	Ø 86.00	4 Cyl.	16V	85kW/115PS	DOHC	TD17547
2.0 Diesel	HJBB	1998cc	Ø 86.00	4 Cyl.	16V	85kW/115PS	DOHC	TD17548
2.0 Diesel	HJBC	1998cc	Ø 86.00	4 Cyl.	16V	85kW/115PS	DOHC	TD17549
2.0 Diesel	N7BA	1998cc	Ø 86.00	4 Cyl.	16V	96kW/130PS	DOHC	TD18762
2.0 Diesel	SDBA	1998cc	Ø 86.00	4 Cyl.	16V	66kW/89PS	DOHC	TD18763
2.2 Diesel	QJBA	2198cc	Ø 86.00	4 Cyl.	16V	114kW/155PS	DOHC	TD18756
2.2 Diesel	QJBB	2198cc	Ø 86.00	4 Cyl.	16V	114kW/155PS	DOHC	TD18757
2.2 Diesel	QJBC	2198cc	Ø 86.00	4 Cyl.	16V	110kW/150PS	DOHC	TD18782
2.2 Diesel	QJBD	2198cc	Ø 86.00	4 Cyl.	16V	110kW/150PS	DOHC	TD18783
CAM953 ■						FOL229 (x8)		
CAM954 ■						FOL230 (x8)		
257		Mondeo IV		03/08→				
1.6 Diesel	T1BA	1560cc	Ø 75.00	4 Cyl.	8V	85kW/116PS	SOHC	TD26475
1.6 Diesel	T1BB	1560cc	Ø 75.00	4 Cyl.	8V	85kW/116PS	SOHC	TD26476
1.6 Diesel	T1BC	1560cc	Ø 75.00	4 Cyl.	8V	85kW/116PS	SOHC	TD26477
CAM969						FOL228 (x8)	FOL190 (x8) [11]	[11] Hydraulic
2.2 Diesel	KNBA	2179cc	Ø 85.00	4 Cyl.	16V	147kW/200PS	DOHC	TD26808
2.2 Diesel	Q4BA	2179cc	Ø 85.00	4 Cyl.	16V	129kW/175PS	DOHC	TD20838
						FOL214 (x16)	FOL196 (x16) [11]	[11] Hydraulic



258 Orion I		07/83→03/86						
1.3	JPA	1296cc	∅ 79.96	4 Cyl.	8V	51kW/69PS	CVH	TD1238
1.6	LP1	1597cc	∅ 79.96	4 Cyl.	8V	58kW/79PS	CVH	TD1283
1.6	LPA	1597cc	∅ 79.96	4 Cyl.	8V	58kW/79PS	CVH	TD1286
CAM185							FOL15 (x8) [11]	[11] Hydraulic
1.6	LR1	1597cc	∅ 79.96	4 Cyl.	8V	77kW/105PS	CVH	TD1287
1.6	LRA	1597cc	∅ 79.96	4 Cyl.	8V	66/77kW/90/105PS	CVH	TD1289
CAM186		CKS2186					FOL15 (x8) [11]	[11] Hydraulic
1.6 Diesel	LTA	1608cc	∅ 80.00	4 Cyl.	8V	40kW/54PS	SOHC	TD1295
							FOL151 (x8) [13]	[13] Mechanical
259 Orion II		12/85→08/90						
1.3	JPA	1296cc	∅ 79.96	4 Cyl.	8V	51kW/69PS	CVH	TD1238
CAM185							FOL15 (x8) [11]	[11] Hydraulic
1.3	JBB	1297cc	∅ 73.94	4 Cyl.	8V	44kW/60PS	HCS	TD4459
CAM383							FOL85 (x8) [13]	[13] Mechanical
1.3	JLA	1297cc	∅ 73.94	4 Cyl.	8V	44kW/60PS	OHV	TD1236
1.3	JLB	1297cc	∅ 73.94	4 Cyl.	8V	44kW/60PS	OHV	TD1237
							FOL85 (x8) [13]	[13] Mechanical
1.4	F6B	1392cc	∅ 77.24	4 Cyl.	8V	55kW/75PS	CVH	TD1171
1.4	F6D	1392cc	∅ 77.24	4 Cyl.	8V	55kW/75PS	CVH	TD1174
1.4	FUA	1392cc	∅ 77.24	4 Cyl.	8V	55kW/75PS	CVH	TD4453
1.4	FUAA	1392cc	∅ 77.24	4 Cyl.	8V	51kW/69PS	CVH	TD1181
1.4	FUC	1392cc	∅ 77.24	4 Cyl.	8V	55kW/75PS	CVH	TD1184
1.6	LP2	1597cc	∅ 79.96	4 Cyl.	8V	58kW/79PS	CVH	TD1284
1.6	LUC	1597cc	∅ 79.96	4 Cyl.	8V	66kW/90PS	CVH	TD1301
1.6	LUG	1597cc	∅ 79.96	4 Cyl.	8V	66kW/88PS	CVH	TD1304
CAM185							FOL15 (x8) [11]	[11] Hydraulic
1.6	LJB	1597cc	∅ 79.96	4 Cyl.	8V	75kW/102PS	CVH	TD1275
CAM186 CAM903 08/89→		CKS2186					FOL15 (x8) [11]	[11] Hydraulic
1.6	L4B	1598cc	∅ 79.96	4 Cyl.	8V	66kW/90PS	CVH	TD1252
1.6	LRB	1597cc	∅ 79.96	4 Cyl.	8V	77kW/105PS	CVH	TD1290
CAM186		CKS2186					FOL15 (x8) [11]	[11] Hydraulic
1.6 Diesel	LTC	1608cc	∅ 80.00	4 Cyl.	8V	40kW/54PS	SOHC	TD1297
							FOL151 (x8) [13]	[13] Mechanical
1.8 Diesel	RTA	1753cc	∅ 82.50	4 Cyl.	8V	44kW/60PS	SOHC	TD1434
1.8 Diesel	RTB	1753cc	∅ 82.50	4 Cyl.	8V	44kW/60PS	SOHC	TD1435
CAM376							FOL151 (x8) [13]	[13] Mechanical



260 Orion III		07/90→12/93						
1.3	J4B	1297cc	Ø 73.94	4 Cyl.	8V	44kW/60PS	HCS	TD4458
CAM804							FOL85 (x8) [13]	[13] Mechanical
1.3	J6A	1297cc	Ø 73.94	4 Cyl.	8V	44kW/60PS	HCS	TD1223
CAM383							FOL85 (x8) [13]	[13] Mechanical
1.4	F6F	1392cc	Ø 77.24	4 Cyl.	8V	52kW/71PS	CVH	TD1177
1.4	F6G	1392cc	Ø 77.24	4 Cyl.	8V	52kW/71PS	CVH	TD1178
1.4	FUH	1392cc	Ø 77.24	4 Cyl.	8V	55kW/75PS	CVH	TD1188
1.6	LUJ	1597cc	Ø 79.96	4 Cyl.	8V	66kW/90PS	CVH	TD1306
1.6	LUK	1597cc	Ø 79.96	4 Cyl.	8V	66kW/90PS	CVH	TD1308
CAM185							FOL15 (x8) [11]	[11] Hydraulic
1.6	LJF	1597cc	Ø 79.96	4 Cyl.	8V	75-81kW/102-110PS	CVH	TD4466
CAM186 CAM903 08/89→			CKS2186				FOL15 (x8) [11]	[11] Hydraulic
1.6	L1E	1597cc	Ø 76.00	4 Cyl.	16V	66kW/90PS	DOHC	TD1249
CAM755 ■ CAM756 ■							FOL123 (x16) [11]	[11] Hydraulic
1.8	RDA	1796cc	Ø 80.60	4 Cyl.	16V	77kW/105PS	DOHC	TD1419
1.8	RQB	1796cc	Ø 80.60	4 Cyl.	16V	96kW/131PS	DOHC	TD1431
CAM756 ■							FOL123 (x16) [11]	[11] Hydraulic
1.8 Diesel	RFD	1753cc	Ø 82.50	4 Cyl.	8V	66kW/89PS	SOHC	TD4484
1.8 Diesel	RFK	1753cc	Ø 82.50	4 Cyl.	8V	66kW/89PS	SOHC	TD4485
1.8 Diesel	RTE	1753cc	Ø 82.50	4 Cyl.	8V	44kW/60PS	SOHC	TD1438
1.8 Diesel	RTF	1753cc	Ø 82.50	4 Cyl.	8V	44kW/60PS	SOHC	TD1439
1.8 Diesel	RTH	1753cc	Ø 82.50	4 Cyl.	8V	44kW/60PS	SOHC	TD1441
CAM376							FOL151 (x8) [13]	[13] Mechanical

261 P 100 I		04/82→09/87						
1.6	LCR	1593cc	Ø 87.65	4 Cyl.	8V	54kW/73PS	SOHC	TD1267
CAM52			CKS1052			FOL8 (x8)		

262 P 100 II		10/87→12/92						
1.8 Diesel	RFA	1753cc	Ø 82.50	4 Cyl.	8V	55kW/75PS	SOHC	TD1426
CAM376 08/90→							FOL151 (x8) [13]	[13] Mechanical

263 Puma		11/97→10/00						
1.4	FHD	1388cc	Ø 76.00	4 Cyl.	16V	66kW/90PS	DOHC	TD11327
1.4	FHF	1388cc	Ø 76.00	4 Cyl.	16V	66kW/90PS	DOHC	TD15919
							FOL105 (x16) [13]	[13] Mechanical



264 Ranger

04/11→

2.2 Diesel	GBVAJPF	2198cc	Ø 86.00	4 Cyl.	16V	88kW/120PS	DOHC	TD26487
2.2 Diesel	GBVAJQJ	2198cc	Ø 86.00	4 Cyl.	16V	110kW/150PS	DOHC	TD26483
2.2 Diesel	GBVAJQW	2198cc	Ø 86.00	4 Cyl.	16V	92kW/125PS	DOHC	TD26486

FOL188 (x16)
FOL188C (x1)

265 Scorpio I

04/85→09/94

1.8	REC	1796cc	Ø 86.20	4 Cyl.	8V	66kW/89PS	SOHC	TD1422
2.0	N8D	1993cc	Ø 90.80	4 Cyl.	8V	77kW/105PS	SOHC	TD1334
2.0	NEL	1993cc	Ø 90.80	4 Cyl.	8V	77kW/105PS	SOHC	TD1357
2.0	NRA	1993cc	Ø 90.80	4 Cyl.	8V	85kW/115PS	SOHC	TD1365
2.0	NRC	1993cc	Ø 90.80	4 Cyl.	8V	74kW/100PS	SOHC	TD1368
2.0	NRI	1993cc	Ø 90.80	4 Cyl.	8V	85kW/115PS	SOHC	TD1370

CAM49

CKS1049

FOL8 (x8)

266 Sierra

08/82→02/93

1.3	JCT	1294cc	Ø 79.00	4 Cyl.	8V	44kW/60PS	SOHC	TD1233
1.6	LCS	1593cc	Ø 81.30	4 Cyl.	8V	55kW/75PS	SOHC	TD1268
1.6	LCT	1593cc	Ø 81.30	4 Cyl.	8V	55kW/75PS	SOHC	TD1269
1.6	LSD	1593cc	Ø 81.30	4 Cyl.	8V	55kW/75PS	SOHC	TD1291
1.6	LSE	1593cc	Ø 81.30	4 Cyl.	8V	55kW/75PS	SOHC	TD1293

CAM52

CKS1052

FOL8 (x8)

1.6	L6B	1597cc	Ø 79.96	4 Cyl.	8V	59kW/80PS	CVH	TD1254
------------	------------	--------	---------	--------	-----------	-----------	-----	---------------

CAM186

CKS2186

FOL15 (x8) [11]

[11] Hydraulic

1.8	REB	1796cc	Ø 86.20	4 Cyl.	8V	66kW/89PS	SOHC	TD1421
1.8	RED	1796cc	Ø 86.20	4 Cyl.	8V	66kW/89PS	SOHC	TD1423
1.8	REF	1796cc	Ø 86.20	4 Cyl.	8V	66kW/89PS	SOHC	TD1424

CAM49

CKS1049

FOL8 (x8)

1.8	R2A	1796cc	Ø 86.20	4 Cyl.	8V	66kW/89PS	SOHC	TD4483
------------	------------	--------	---------	--------	-----------	-----------	------	---------------

FOL8 (x8)

FOL86 (x8) [11]

[11] Hydraulic

1.8 Diesel	RFA	1753cc	Ø 82.50	4 Cyl.	8V	55kW/75PS	SOHC	TD1426
-------------------	------------	--------	---------	--------	-----------	-----------	------	---------------

1.8 Diesel	RFB	1753cc	Ø 82.50	4 Cyl.	8V	55kW/75PS	SOHC	TD1427
-------------------	------------	--------	---------	--------	-----------	-----------	------	---------------

CAM376

08/90→

FOL151 (x8) [13]

[13] Mechanical

1.8 Diesel	RFL	1753cc	Ø 82.50	4 Cyl.	8V	55kW/75PS	SOHC	TD4486
-------------------	------------	--------	---------	--------	-----------	-----------	------	---------------

CAM376

FOL151 (x8) [13]

[13] Mechanical



266 Sierra		08/82→02/93						
2.0	N4A	1993cc	Ø 90.80	4 Cyl.	8V	85kW/115PS	SOHC	TD1318
2.0	N4B	1993cc	Ø 90.80	4 Cyl.	8V	74kW/100PS	SOHC	TD1319
2.0	N4I	1993cc	Ø 90.80	4 Cyl.	8V	85kW/115PS	SOHC	TD1320
2.0	NE5	1993cc	Ø 90.80	4 Cyl.	8V	74kW/100PS	SOHC	TD1351
2.0	NEJ	1993cc	Ø 90.80	4 Cyl.	8V	74kW/100PS	SOHC	TD1355
2.0	NES	1993cc	Ø 90.80	4 Cyl.	8V	77kW/105PS	SOHC	TD1361
2.0	NET	1993cc	Ø 90.80	4 Cyl.	8V	77kW/105PS	SOHC	TD1362
2.0	NR2	1993cc	Ø 90.80	4 Cyl.	8V	85kW/115PS	SOHC	TD1364
2.0	NRB	1993cc	Ø 90.80	4 Cyl.	8V	85kW/115PS	SOHC	TD1367
2.0	NRD	1993cc	Ø 90.80	4 Cyl.	8V	74kW/100PS	SOHC	TD1369
CAM49			CKS1049		FOL8 (x8)			

267 S-MAX		03/08→						
1.6 Diesel	T1WA	1560cc	Ø 75.00	4 Cyl.	8V	85kW/115PS	SOHC	TD29369
1.6 Diesel	T1WB	1560cc	Ø 75.00	4 Cyl.	8V	85kW/115PS	SOHC	TD29370
					FOL228 (x8)	FOL190 (x8) [11]		[11] Hydraulic
2.2 Diesel	KNWA	2179cc	Ø 85.00	4 Cyl.	16V	147kW/200PS	DOHC	TD26488
2.2 Diesel	Q4WA	2179cc	Ø 85.00	4 Cyl.	16V	129kW/175PS	DOHC	TD24439
					FOL214 (x16)	FOL196 (x16) [11]		[11] Hydraulic

268 Street Ka		05/03→07/05						
1.6	CDRA	1599cc	Ø 82.00	4 Cyl.	8V	70kW/95PS	SOHC	TD18768
1.6	CDRB	1599cc	Ø 82.00	4 Cyl.	8V	70kW/95PS	SOHC	TD18769
CAM905					FOL182 (x8)	FOL181 (x8) [11]		[11] Hydraulic

269 Taunus		09/67→07/82						
1.6	LAR	1593cc	Ø 87.65	4 Cyl.	8V	51kW/69PS	SOHC	TD11328
1.6	LE	1593cc	Ø 87.65	4 Cyl.	8V	65kW/88PS	SOHC	TD1270
CAM49			CKS1049		FOL8 (x8)			
1.6	LCJ	1593cc	Ø 87.65	4 Cyl.	8V	53-54kW/72-73PS	SOHC	TD1264
CAM52			CKS1052		FOL8 (x8)			
1.6	LAD	1593cc	Ø 87.68	4 Cyl.	8V	50-51kW/68-70PS	SOHC	TD1258
2.0	NEG	1993cc	Ø 90.80	4 Cyl.	8V	72kW/98PS	SOHC	TD1354
2.0	NER	1993cc	Ø 90.80	4 Cyl.	8V	77kW/105PS	SOHC	TD4474
2.0	TL 20 H	1993cc	Ø 90.80	4 Cyl.	8V	72-74kW/98-101PS	SOHC	TD1391
2.0	TL 20 LC	1994cc	Ø 87.70	4 Cyl.	8V	64kW/87PS	SOHC	TD16538
CAM49			CKS1049		FOL8 (x8)			
2.3	TV 23 S	2293cc	Ø 90.00	6 Cyl.	12V	92kW/125PS		TD1464
						FOL6 (x12) [13]		[13] Mechanical



270 Transit		11/77→05/06						
1.6	B	1593cc	Ø 87.65	4 Cyl.	8V	46kW/63PS	OHV	TD4439
1.6	LAT	1593cc	Ø 87.65	4 Cyl.	8V	46-48kW/63-65PS	SOHC	TD17086
2.0	N6T	1993cc	Ø 90.80	4 Cyl.	8V	57kW/77PS	SOHC	TD1327
2.0	NAT	1993cc	Ø 90.80	4 Cyl.	8V	57kW/77PS	SOHC	TD4472
2.0	NAV	1993cc	Ø 90.80	4 Cyl.	8V	55-57kW/75-78PS	SOHC	TD1344
CAM52			CKS1052		FOL8 (x8)			
2.0	NCA	1993cc	Ø 90.80	4 Cyl.	8V	72kW/98PS	SOHC	TD1346
CAM49			CKS1049		FOL8 (x8)			
2.0 Diesel	ABFA	1998cc	Ø 86.00	4 Cyl.	16V	55kW/75PS	DOHC	TD15888
2.0 Diesel	D3FA	1998cc	Ø 86.00	4 Cyl.	16V	55kW/75PS	DOHC	TD15551
2.0 Diesel	F3FA	1998cc	Ø 86.00	4 Cyl.	16V	63kW/86PS	DOHC	TD18777
2.0 Diesel	F1FA	1998cc	Ø 86.00	4 Cyl.	16V	92kW/125PS	DOHC	TD18839
CAM953 ■					FOL229 (x8)			
CAM954 ■					FOL230 (x8)			
2.2 Diesel	CYFA	2198cc	Ø 86.00	4 Cyl.	16V	92kW/125PS	DOHC	TD26461
2.2 Diesel	CYFB	2198cc	Ø 86.00	4 Cyl.	16V	92kW/125PS	DOHC	TD26462
2.2 Diesel	CYFC	2198cc	Ø 86.00	4 Cyl.	16V	92kW/125PS	DOHC	TD26463
2.2 Diesel	CYFD	2198cc	Ø 86.00	4 Cyl.	16V	92kW/125PS	DOHC	TD26464
2.2 Diesel	DRFA	2198cc	Ø 86.00	4 Cyl.	16V	74kW/100PS	DOHC	TD26456
2.2 Diesel	DRFB	2198cc	Ø 86.00	4 Cyl.	16V	74kW/100PS	DOHC	TD26457
2.2 Diesel	DRFC	2198cc	Ø 86.00	4 Cyl.	16V	74kW/100PS	DOHC	TD26458
2.2 Diesel	DRFD	2198cc	Ø 86.00	4 Cyl.	16V	74kW/100PS	DOHC	TD26459
2.2 Diesel	DRFE	2198cc	Ø 86.00	4 Cyl.	16V	74kW/100PS	DOHC	TD26460
CAM955 ■					FOL188 (x16)			
					FOL188C (x1)			
2.2 Diesel	P8FA	2198cc	Ø 86.00	4 Cyl.	16V	63kW/85PS	DOHC	TD20042
2.2 Diesel	P8FB	2198cc	Ø 86.00	4 Cyl.	16V	63kW/85PS	DOHC	TD21066
2.2 Diesel	PGFA	2198cc	Ø 86.00	4 Cyl.	16V	63-103kW/86-140PS	DOHC	TD21067
2.2 Diesel	PGFB	2198cc	Ø 86.00	4 Cyl.	16V	103kW/140PS	DOHC	TD24463
2.2 Diesel	QVFA	2198cc	Ø 86.00	4 Cyl.	16V	81kW/110PS	DOHC	TD20043
2.2 Diesel	QWFA	2198cc	Ø 86.00	4 Cyl.	16V	96kW/130PS	DOHC	TD20044
2.2 Diesel	SRFA	2198cc	Ø 86.00	4 Cyl.	16V	85kW/115PS	DOHC	TD24458
2.2 Diesel	SRFB	2198cc	Ø 86.00	4 Cyl.	16V	85kW/115PS	DOHC	TD24459
2.2 Diesel	SRFC	2198cc	Ø 86.00	4 Cyl.	16V	85kW/115PS	DOHC	TD24460
2.2 Diesel	SRFD	2198cc	Ø 86.00	4 Cyl.	16V	85kW/115PS	DOHC	TD24461
2.2 Diesel	SRFE	2198cc	Ø 86.00	4 Cyl.	16V	85kW/115PS	DOHC	TD24462
2.2 Diesel	UHFA	2198cc	Ø 86.00	4 Cyl.	16V	103kW/140PS	DOHC	TD26467
2.2 Diesel	UHFB	2198cc	Ø 86.00	4 Cyl.	16V	103kW/140PS	DOHC	TD26468
2.2 Diesel	UHFC	2198cc	Ø 86.00	4 Cyl.	16V	103kW/140PS	DOHC	TD26469
CAM955 ■					FOL188 (x16)			
CAM956 ■					FOL188C (x1)			



270 Transit

11/77→05/06

2.2 Diesel	CVRA	2198cc	Ø 86.00	4 Cyl.	16V	114kW/155PS	DOHC	TD26453
2.2 Diesel	CVRB	2198cc	Ø 86.00	4 Cyl.	16V	114kW/155PS	DOHC	TD26454
2.2 Diesel	CVRC	2198cc	Ø 86.00	4 Cyl.	16V	114kW/155PS	DOHC	TD26455
2.2 Diesel	CYRA	2198cc	Ø 86.00	4 Cyl.	16V	92kW/125PS	DOHC	TD26716
2.2 Diesel	CYRB	2198cc	Ø 86.00	4 Cyl.	16V	92kW/125PS	DOHC	TD26465
2.2 Diesel	CYRC	2198cc	Ø 86.00	4 Cyl.	16V	92kW/125PS	DOHC	TD26466
2.2 Diesel	DRRA	2198cc	Ø 86.00	4 Cyl.	16V	74kW/100PS	DOHC	TD26450
2.2 Diesel	DRRB	2198cc	Ø 86.00	4 Cyl.	16V	74kW/100PS	DOHC	TD26451
2.2 Diesel	DRRC	2198cc	Ø 86.00	4 Cyl.	16V	74kW/100PS	DOHC	TD26452
2.2 Diesel	USRA	2198cc	Ø 86.00	4 Cyl.	16V	100kW/136PS	DOHC	TD26470
2.2 Diesel	USRB	2198cc	Ø 86.00	4 Cyl.	16V	100kW/136PS	DOHC	TD26471
						FOL188 (x16) FOL188C (x1)		
2.4 Diesel	D2FA	2402cc	Ø 89.90	4 Cyl.	16V	66kW/89PS	DOHC	TD15549
2.4 Diesel	D2FB	2402cc	Ø 89.90	4 Cyl.	16V	66kW/90PS	DOHC	TD20037
2.4 Diesel	D2FE	2402cc	Ø 89.90	4 Cyl.	16V	66kW/89PS	DOHC	TD15552
2.4 Diesel	D4FA	2402cc	Ø 89.90	4 Cyl.	16V	88kW/120PS	DOHC	TD15550
2.4 Diesel	DOFA	2402cc	Ø 89.90	4 Cyl.	16V	92kW/125PS	DOHC	TD20038
2.4 Diesel	F4FA	2402cc	Ø 89.90	4 Cyl.	16V	55kW/75PS	DOHC	TD15548
2.4 Diesel	FXFA	2402cc	Ø 89.90	4 Cyl.	16V	85kW/115PS	DOHC	TD18798
2.4 Diesel	H9FA	2402cc	Ø 89.90	4 Cyl.	16V	100-103kW/135-140PS	DOHC	TD20036
CAM644 ■						FOL231 (x8)		
CAM645 ■						FOL232 (x8)		
2.4 Diesel	H9FB	2402cc	Ø 89.90	4 Cyl.	16V	103kW/140PS	DOHC	TD20033
2.4 Diesel	H9FD	2402cc	Ø 89.90	4 Cyl.	16V	103kW/140PS	DOHC	TD24457
2.4 Diesel	JXFA	2402cc	Ø 89.90	4 Cyl.	16V	85kW/115PS	DOHC	TD20034
2.4 Diesel	JXFC	2402cc	Ø 89.90	4 Cyl.	16V	85kW/115PS	DOHC	TD24456
2.4 Diesel	PHFA	2402cc	Ø 89.90	4 Cyl.	16V	74kW/100PS	DOHC	TD20035
2.4 Diesel	PHFC	2402cc	Ø 89.90	4 Cyl.	16V	74kW/100PS	DOHC	TD21068
CAM919 ■						FOL188 (x16)		
CAM920 ■						FOL188C (x1)		
2.5 Diesel	4AB	2496cc	Ø 93.67	4 Cyl.	8V	50kW/68PS	OHV	TD1113
							FOL55 (x8) [13]	[13] Mechanical
2.5 Diesel	4ED	2496cc	Ø 93.67	4 Cyl.	8V	85kW/116PS	OHV	TD12093
CAM382							FOL85 (x8) [13]	[13] Mechanical



271 City

02/97→11/99

1.8 Diesel XUD7T 1769cc Ø 80.00 4 Cyl. **8V** 58kW/79PS SOHC **TD18393**

CAM444

FOL150 (x8) [6][13]
FOL73 (x8) [10][13]

[6] Height: 25mm
 [10] Height: 35mm
 [13] Mechanical



272 Accent 10/94→11/10

1.3	G4E-A	1341cc	Ø 71.50	4 Cyl.	12V	55-63kW/75-86PS	SOHC	TD16149
1.3	G4EH	1341cc	Ø 71.50	4 Cyl.	12V	62kW/84PS	SOHC	TD4568
1.5	G4EB	1495cc	Ø 75.50	4 Cyl.	12V	66kW/89PS	SOHC	TD16371
1.5	G4EK	1495cc	Ø 75.50	4 Cyl.	12V	66kW/89PS	SOHC	TD4569
CAM971						FOL203 (x12) [11]		[11] Hydraulic
1.5 Diesel	D3-EA	1493cc	Ø 83.00	3 Cyl.	12V	60kW/81PS	SOHC	TD16283
CAM967						FOL243 (x6) [24] FOL241 ■ (x3) FOL242 ■ (x3)		[24] Bridge Piece
1.5 Diesel	D4FA	1493cc	Ø 75.00	4 Cyl.	16V	75kW/102PS	DOHC	TD18229
CAM965 ■ CAM966 ■						FOL227 (x16)	FOL152 (x16) [11]	[11] Hydraulic

273 Accent I 10/94→01/00

1.3	G4EH	1341cc	Ø 71.50	4 Cyl.	12V	62kW/84PS	SOHC	TD4568
1.5	G4EK	1495cc	Ø 75.50	4 Cyl.	12V	66kW/89PS	SOHC	TD4569
CAM971						FOL203 (x12) [11]		[11] Hydraulic

274 Accent II 09/99→11/05

1.3	G4E-A	1341cc	Ø 71.50	4 Cyl.	12V	55-63kW/75-86PS	SOHC	TD16149
1.3	G4EH	1341cc	Ø 71.50	4 Cyl.	12V	62kW/84PS	SOHC	TD4568
1.5	G4EB	1495cc	Ø 75.50	4 Cyl.	12V	66kW/89PS	SOHC	TD16371
1.5	G4EK	1495cc	Ø 75.50	4 Cyl.	12V	66kW/89PS	SOHC	TD4569
CAM971						FOL203 (x12) [11]		[11] Hydraulic
1.5 Diesel	D3-EA	1493cc	Ø 83.00	3 Cyl.	12V	60kW/81PS	SOHC	TD16283
CAM967						FOL243 (x6) [24] FOL241 ■ (x3) FOL242 ■ (x3)		[24] Bridge Piece

275 Accent III 11/05→11/10

1.5 Diesel	D4FA	1493cc	Ø 75.00	4 Cyl.	16V	75kW/102PS	DOHC	TD18229
CAM965 ■ CAM966 ■						FOL227 (x16)	FOL152 (x16) [11]	[11] Hydraulic

276 Accent IV 07/11→

1.6 Diesel	D4FB	1582cc	Ø 77.20	4 Cyl.	16V	85kW/115PS	DOHC	TD20726
CAM966 ■						FOL227 (x16)	FOL152 (x16) [11]	[11] Hydraulic

277 Elantra 04/01→07/06

1.6 Diesel	D4FB	1582cc	Ø 77.20	4 Cyl.	16V	85kW/115PS	DOHC	TD20726
CAM966 ■						FOL227 (x16)	FOL152 (x16) [11]	[11] Hydraulic
2.0 Diesel	D4EA	1991cc	Ø 83.00	4 Cyl.	16V	83kW/113PS	SOHC	TD16321
CAM970						FOL243 (x8) [24] FOL241 ■ (x4) FOL242 ■ (x4)		[24] Bridge Piece



278 Galloper		08/91→07/98						
2.5 Diesel	4D56T	2477cc	∅ 91.10	4 Cyl.	8V	62-70kW/84-95PS	SOHC	TD18860
CAM390 →05/94 CAM734 06/94→								
279 Getz		09/02→06/09						
1.3	G4E-A	1341cc	∅ 71.50	4 Cyl.	12V	55-63kW/75-86PS	SOHC	TD16149
CAM971							FOL203 (x12) [11]	[11] Hydraulic
1.5 Diesel	D3-EA	1493cc	∅ 83.00	3 Cyl.	12V	60kW/81PS	SOHC	TD16283
CAM967						FOL243 (x6) [24] FOL241 ■ (x3) FOL242 ■ (x3)		[24] Bridge Piece
1.5 Diesel	D4FA	1493cc	∅ 75.00	4 Cyl.	16V	75kW/102PS	DOHC	TD18229
CAM965 ■ CAM966 ■						FOL227 (x16)	FOL152 (x16) [11]	[11] Hydraulic
280 i10		01/08→						
1.1 Diesel	D3FA	1120cc	∅ 75.00	3 Cyl.	12V	55kW/75PS	DOHC	TD21020
						FOL227 (x12)	FOL152 (x12) [11]	[11] Hydraulic
1.3	G4LA	1248cc	∅ 71.00	4 Cyl.	16V	57kW/78PS	DOHC	TD24880
							FOL190 (x16) [11]	[11] Hydraulic
281 i20		08/08→						
1.1 Diesel	D3FA	1120cc	∅ 75.00	3 Cyl.	12V	55kW/75PS	DOHC	TD21020
						FOL227 (x12)	FOL152 (x12) [11]	[11] Hydraulic
1.3	G4LA	1248cc	∅ 71.00	4 Cyl.	16V	57kW/78PS	DOHC	TD24880
							FOL190 (x16) [11]	[11] Hydraulic
1.4 Diesel	D4FC	1396cc	∅ 75.00	4 Cyl.	16V	57-66kW/78-90PS	DOHC	TD24883
						FOL227 (x16)	FOL152 (x16) [11]	[11] Hydraulic
1.6 Diesel	D4FB	1582cc	∅ 77.20	4 Cyl.	16V	85kW/115PS	DOHC	TD20726
CAM966 ■						FOL227 (x16)	FOL152 (x16) [11]	[11] Hydraulic
282 i30		10/07→06/12						
1.4 Diesel	D4FC	1396cc	∅ 75.00	4 Cyl.	16V	57-66kW/78-90PS	DOHC	TD24883
						FOL227 (x16)	FOL152 (x16) [11]	[11] Hydraulic
1.6 Diesel	D4FB	1582cc	∅ 77.20	4 Cyl.	16V	85kW/115PS	DOHC	TD20726
CAM966 ■						FOL227 (x16)	FOL152 (x16) [11]	[11] Hydraulic
2.0 Diesel	D4EA	1991cc	∅ 83.00	4 Cyl.	16V	83kW/113PS	SOHC	TD16321
CAM970						FOL243 (x8) [24] FOL241 ■ (x4) FOL242 ■ (x4)		[24] Bridge Piece



283 i40 07/11→

1.7 Diesel	D4FD	1685cc	∅ 77.20	4 Cyl.	16V	100kW/136PS	DOHC	TD26344
						FOL227 (x16)	FOL152 (x16) [11]	[11] Hydraulic

284 ix20 11/10→

1.4 Diesel	D4FC	1396cc	∅ 75.00	4 Cyl.	16V	57-66kW/78-90PS	DOHC	TD24883
1.4 Diesel	D4FC-M	1396cc	∅ 75.00	4 Cyl.	16V	57-66kW/78-90PS	DOHC	TD25434
						FOL227 (x16)	FOL152 (x16) [11]	[11] Hydraulic
1.6 Diesel	D4FB	1582cc	∅ 77.20	4 Cyl.	16V	85kW/115PS	DOHC	TD20726
CAM966						FOL227 (x16)	FOL152 (x16) [11]	[11] Hydraulic

285 ix35 11/10→

1.7 Diesel	D4FD	1685cc	∅ 77.20	4 Cyl.	16V	100kW/136PS	DOHC	TD26344
						FOL227 (x16)	FOL152 (x16) [11]	[11] Hydraulic

286 Lantra II 12/96→10/00

1.5	G4EK	1495cc	∅ 75.50	4 Cyl.	12V	66kW/89PS	SOHC	TD4569
CAM971							FOL203 (x12) [11]	[11] Hydraulic

287 Matrix 10/01→08/10

1.5 Diesel	D3-EA	1493cc	∅ 83.00	3 Cyl.	12V	60kW/81PS	SOHC	TD16283
CAM967						FOL243 (x6) [24] FOL241 (x3) FOL242 (x3)		[24] Bridge Piece
1.5 Diesel	D4FA	1493cc	∅ 75.00	4 Cyl.	16V	75kW/102PS	DOHC	TD18229
CAM965 CAM966						FOL227 (x16)	FOL152 (x16) [11]	[11] Hydraulic

288 Santa FÉ 04/01→03/06

2.0 Diesel	D4EA	1991cc	∅ 83.00	4 Cyl.	16V	83kW/113PS	SOHC	TD16321
CAM970						FOL243 (x8) [24] FOL241 (x4) FOL242 (x4)		[24] Bridge Piece

289 S Coupe 04/92→05/96

1.5	G4EK	1495cc	∅ 75.50	4 Cyl.	12V	66kW/89PS	SOHC	TD4569
CAM971							FOL203 (x12) [11]	[11] Hydraulic

290 Sonata IV 10/01→11/04

2.0 Diesel	D4EA	1991cc	∅ 83.00	4 Cyl.	16V	83kW/113PS	SOHC	TD16321
CAM970						FOL243 (x8) [24] FOL241 (x4) FOL242 (x4)		[24] Bridge Piece



291 Sonata V

02/06 →

2.0 Diesel	D4EA	1991cc	Ø 83.00	4 Cyl.	16V	83kW/113PS	SOHC	TD16321
CAM970						FOL243 (x8) [24] FOL241 ■ (x4) FOL242 ■ (x4)		[24] Bridge Piece

292 Trajet

04/01 → 07/08

2.0 Diesel	D4EA	1991cc	Ø 83.00	4 Cyl.	16V	83kW/113PS	SOHC	TD16321
CAM970						FOL243 (x8) [24] FOL241 ■ (x4) FOL242 ■ (x4)		[24] Bridge Piece

293 Tucson

08/04 → 03/10

2.0 Diesel	D4EA	1991cc	Ø 83.00	4 Cyl.	16V	83kW/113PS	SOHC	TD16321
2.0 Diesel	D4EA-F	1991cc	Ø 83.00	4 Cyl.	16V	103kW/140PS	DOHC	TD20720
2.0 Diesel	D4EA-V	1991cc	Ø 83.00	4 Cyl.	16V	103kW/140PS	SOHC	TD20719
CAM970						FOL243 (x8) [24] FOL241 ■ (x4) FOL242 ■ (x4)		[24] Bridge Piece



294 Daily I 09/98→05/99

2.8 Diesel	8140.63.	2800cc	Ø 94.40	4 Cyl.	8V	62kW/84PS	SOHC	TD10389
CAM718								

295 Daily II 05/99→

2.8 Diesel	8140.63.	2800cc	Ø 94.40	4 Cyl.	8V	62kW/84PS	SOHC	TD10389
CAM718								

296 Daily III 07/99→04/06

2.3 Diesel	F1AE 0481 A	2287cc	Ø 88.00	4 Cyl.	16V	70kW/95PS		TD17144
2.3 Diesel	F1AE 0481 B	2287cc	Ø 88.00	4 Cyl.	16V	85kW/116PS		TD17145
2.3 Diesel	F1AE 0481 M	2287cc	Ø 88.00	4 Cyl.	16V	100kW/136PS		TD19156
3.0 Diesel	F1CE 0481 A	2998cc	Ø 95.80	4 Cyl.	16V	100kW/136PS		TD19195
						FOL234 (x16)	FOL187 (x16) [11]	[11] Hydraulic

297 Daily IV 05/06→

3.0 Diesel	F1CE 0481 FA	2998cc	Ø 95.80	4 Cyl.	16V	107kW/146PS	DOHC	TD19224
3.0 Diesel	F1CE 0481 HA	2998cc	Ø 95.80	4 Cyl.	16V	130kW/176PS	DOHC	TD19225
						FOL234 (x16)	FOL187 (x16) [11]	[11] Hydraulic

298 Massif 10/08→

3.0 Diesel	F1CE 0481 FA	2998cc	Ø 95.80	4 Cyl.	16V	107kW/146PS	DOHC	TD19224
3.0 Diesel	F1CE 0481 HA	2998cc	Ø 95.80	4 Cyl.	16V	130kW/176PS	DOHC	TD19225
						FOL234 (x16)	FOL187 (x16) [11]	[11] Hydraulic



299 S-Type 06/04→10/07

2.7 Diesel	AJD	2720cc	Ø 81.00	6 Cyl.	24V	152kW/207PS	DOHC	TD25810
						FOL212 (x24)	FOL115 (x24) [11]	[11] Hydraulic

300 XF 03/08→

2.2 Diesel	224DT	2179cc	Ø 85.00	4 Cyl.	16V	110-147kW/150-200PS	DOHC	TD26822
						FOL214 (x16)	FOL196 (x16) [11]	[11] Hydraulic
2.7 Diesel	AJD	2720cc	Ø 81.00	6 Cyl.	24V	152kW/207PS	DOHC	TD25810
						FOL212 (x24)	FOL115 (x24) [11]	[11] Hydraulic

301 XJ 10/05→03/09

2.7 Diesel	AJD	2720cc	Ø 81.00	6 Cyl.	24V	152kW/207PS	DOHC	TD25810
						FOL212 (x24)	FOL115 (x24) [11]	[11] Hydraulic








302 Commander 04/06→12/10

3.0 Diesel	EXL	2987cc	Ø 83.00	6 Cyl.	24V	132-160kW/180-218PS	DOHC	TD26069
						FOL249 (x24)	FOL190 (x24) [11]	[11] Hydraulic

303 Grand Cherokee III 06/05→12/10

3.0 Diesel	EXL	2987cc	Ø 83.00	6 Cyl.	24V	132-160kW/180-218PS	DOHC	TD26069
						FOL249 (x24)	FOL190 (x24) [11]	[11] Hydraulic

							
304 Avella		11/95→12/01					
1.3 B3	1324cc	∅ 71.00	4 Cyl.	16V	44-53kW/60-73PS	SOHC	TD5503
					FOL203 (x16) [11]	[11] Hydraulic	
305 Bongo		03/97→					
2.7 Diesel J2	2665cc	∅ 94.50	4 Cyl.	8V	61kW/83PS		TD22112
					FOL177 (x8) [13]	[13] Mechanical	
306 Carens II		07/02→					
2.0 Diesel D4EA	1991cc	∅ 83.00	4 Cyl.	16V	83kW/113PS	SOHC	TD18131
CAM970				FOL243 (x8) [24] FOL241 ■ (x4) FOL242 ■ (x4)		[24] Bridge Piece	
307 Carens III		09/06→					
1.6 Diesel D4FB	1582cc	∅ 77.20	4 Cyl.	16V	85kW/115PS	DOHC	TD19228
					FOL227 (x16)	FOL152 (x16) [11]	[11] Hydraulic
2.0 Diesel D4EA	1991cc	∅ 83.00	4 Cyl.	16V	83kW/113PS	SOHC	TD18131
CAM970				FOL243 (x8) [24] FOL241 ■ (x4) FOL242 ■ (x4)		[24] Bridge Piece	
308 Cee`D		12/06→					
1.4 Diesel D4FC	1396cc	∅ 75.00	4 Cyl.	16V	57kW/78PS	DOHC	TD25027
1.6 Diesel D4FB	1582cc	∅ 77.20	4 Cyl.	16V	85kW/115PS	DOHC	TD19228
1.6 Diesel D4FB-L	1582cc	∅ 77.20	4 Cyl.	16V	66kW/90PS	DOHC	TD19229
					FOL227 (x16)	FOL152 (x16) [11]	[11] Hydraulic
2.0 Diesel D4EA	1991cc	∅ 83.00	4 Cyl.	16V	83kW/113PS	SOHC	TD18131
CAM970				FOL243 (x8) [24] FOL241 ■ (x4) FOL242 ■ (x4)		[24] Bridge Piece	
2.0 Diesel D4EA-F	1991cc	∅ 83.00	4 Cyl.	16V	103kW/140PS	SOHC	TD20226
					FOL243 (x8) [24] FOL241 ■ (x4) FOL242 ■ (x4)	[24] Bridge Piece	
309 Cerato		04/04→					
1.5 Diesel D4FA	1493cc	∅ 75.00	4 Cyl.	16V	75kW/102PS	DOHC	TD18454
CAM965 ■ CAM966 ■				FOL227 (x16)	FOL152 (x16) [11]	[11] Hydraulic	
1.6 Diesel D4FB	1582cc	∅ 77.20	4 Cyl.	16V	85kW/115PS	DOHC	TD19228
					FOL227 (x16)	FOL152 (x16) [11]	[11] Hydraulic
2.0 Diesel D4EA	1991cc	∅ 83.00	4 Cyl.	16V	83kW/113PS	SOHC	TD18131
CAM970				FOL243 (x8) [24] FOL241 ■ (x4) FOL242 ■ (x4)		[24] Bridge Piece	
310 K2700		03/97→					
2.7 Diesel J2	2665cc	∅ 94.50	4 Cyl.	8V	61kW/83PS		TD22112
					FOL177 (x8) [13]	[13] Mechanical	

**311 Magentis**

11/05→12/08

2.0 Diesel	D4EA	1991cc	∅ 83.00	4 Cyl.	16V	83kW/113PS	SOHC	TD18131
CAM970						FOL243 (x8) [24] FOL241 ■ (x4) FOL242 ■ (x4)		[24] Bridge Piece

312 Picanto

11/05→

1.1 Diesel	D3FA	1120cc	∅ 75.00	3 Cyl.	12V	55kW/75PS	DOHC	TD19960
						FOL227 (x12)	FOL152 (x12) [11]	[11] Hydraulic
1.3	G4LA	1248cc	∅ 71.00	4 Cyl.	16V	63/65kW/85/88PS	DOHC	TD26878
							FOL190 (x16) [11]	[11] Hydraulic

313 Pregio

10/97→

2.7 Diesel	J2	2665cc	∅ 94.50	4 Cyl.	8V	61kW/83PS		TD22112
							FOL177 (x8) [13]	[13] Mechanical

314 Pride

01/90→06/99

1.1	B1	1138cc	∅ 68.00	4 Cyl.	8V	38kW/52PS	SOHC	TD1762
							FOL203 (x8) [11]	[11] Hydraulic
1.3	B3	1324cc	∅ 71.00	4 Cyl.	16V	44-53kW/60-73PS	SOHC	TD5503
							FOL203 (x16) [11]	[11] Hydraulic
1.5 Diesel	D4FA	1493cc	∅ 75.00	4 Cyl.	16V	75kW/102PS	DOHC	TD18454
CAM965 ■ CAM966 ■						FOL227 (x16)	FOL152 (x16) [11]	[11] Hydraulic

315 Pro Cee'D

02/08→

1.4 Diesel	D4FC	1396cc	∅ 75.00	4 Cyl.	16V	57kW/78PS	DOHC	TD25027
1.6 Diesel	D4FB	1582cc	∅ 77.20	4 Cyl.	16V	85kW/115PS	DOHC	TD19228
1.6 Diesel	D4FB-L	1582cc	∅ 77.20	4 Cyl.	16V	66kW/90PS	DOHC	TD19229
						FOL227 (x16)	FOL152 (x16) [11]	[11] Hydraulic
2.0 Diesel	D4EA-F	1991cc	∅ 83.00	4 Cyl.	16V	103kW/140PS	SOHC	TD20226
						FOL243 (x8) [24] FOL241 ■ (x4) FOL242 ■ (x4)		[24] Bridge Piece

316 Rio

08/00→02/05

1.3	A3E	1343cc	∅ 75.00	4 Cyl.	8V	55-60kW/75-82PS		TD29360
							FOL203 (x8) [11]	[11] Hydraulic

317 Rio II

03/05→

1.5 Diesel	D4FA	1493cc	∅ 75.00	4 Cyl.	16V	75kW/102PS	DOHC	TD18454
CAM965 ■ CAM966 ■						FOL227 (x16)	FOL152 (x16) [11]	[11] Hydraulic



318 Rio III		06/11→						
1.1 Diesel	D3FA	1120cc	∅ 75.00	3 Cyl.	12V	55kW/75PS	DOHC	TD19960
						FOL227 (x12)	FOL152 (x12) [11]	[11] Hydraulic
1.3	G4LA	1248cc	∅ 71.00	4 Cyl.	16V	63/65kW/85/88PS	DOHC	TD26878
							FOL190 (x16) [11]	[11] Hydraulic
1.4 Diesel	D4FC	1396cc	∅ 75.00	4 Cyl.	16V	57kW/78PS	DOHC	TD25027
						FOL227 (x16)	FOL152 (x16) [11]	[11] Hydraulic
319 Sephia		09/93→10/97						
1.5	B5	1498cc	∅ 78.00	4 Cyl.	8V	59kW/80PS	SOHC	TD1763
1.6	B6	1597cc	∅ 78.00	4 Cyl.	8V	59kW/80PS	SOHC	TD4588
							FOL203 (x8) [11]	[11] Hydraulic
320 Soul		02/09→						
1.6 Diesel	D4FB	1582cc	∅ 77.20	4 Cyl.	16V	85kW/115PS	DOHC	TD19228
						FOL227 (x16)	FOL152 (x16) [11]	[11] Hydraulic
321 Sportage		09/04→						
2.0 Diesel	D4EA	1991cc	∅ 83.00	4 Cyl.	16V	83kW/113PS	SOHC	TD18131
CAM970						FOL243 (x8) [24] FOL241 ■ (x4) FOL242 ■ (x4)		[24] Bridge Piece
2.0 Diesel	D4EA-F	1991cc	∅ 83.00	4 Cyl.	16V	103kW/140PS	SOHC	TD20226
2.0 Diesel	D4EA-V	1991cc	∅ 83.00	4 Cyl.	16V	103kW/140PS	SOHC	TD19957
						FOL243 (x8) [24] FOL241 ■ (x4) FOL242 ■ (x4)		[24] Bridge Piece
322 Venga		02/10→						
1.4 Diesel	D4FC	1396cc	∅ 75.00	4 Cyl.	16V	57kW/78PS	DOHC	TD25027
1.6 Diesel	D4FB	1582cc	∅ 77.20	4 Cyl.	16V	85kW/115PS	DOHC	TD19228
						FOL227 (x16)	FOL152 (x16) [11]	[11] Hydraulic



323 Niva

01/93→

1.9 Diesel XUD9A 1905cc Ø 83.00 4 Cyl. **8V** 47-52kW/64-71PS SOHC **TD13350**

CAM354 [28]
CAM373 [18]

CKS2373 [18]

FOL73 (x8) [10][13]

[10] Height: 35mm
[13] Mechanical
[18] Camshaft driven vacuum pump.
[28] Pulley driven vacuum pump.



324 Beta 08/73→10/86

1.6	828 B.000	1585cc	Ø 84.00	4 Cyl.	8V	74kW/100PS	SOHC	TD1796
2.0	828 B1.000	1995cc	Ø 84.00	4 Cyl.	8V	85kW/116PS	SOHC	TD1797
							FOL104 (x8) [13]	[13] Mechanical

325 Dedra 04/89→07/99

1.6	159 B9.000	1581cc	Ø 86.40	4 Cyl.	8V	66kW/89PS	SOHC	TD4598
1.6	835 A1.000	1581cc	Ø 86.40	4 Cyl.	8V	55kW/75PS	SOHC	TD1842
1.6	835 A1.046	1581cc	Ø 86.40	4 Cyl.	8V	55kW/75PS	SOHC	TD1843
							FOL104 (x8) [13]	[13] Mechanical
1.6	835 C1.000	1581cc	Ø 86.40	4 Cyl.	8V	55kW/75PS	SOHC	TD4611
CAM719							FOL104 (x8) [13]	[13] Mechanical
1.6	182 A4.000	1581cc	Ø 86.40	4 Cyl.	16V	76kW/103PS	DOHC	TD9476
CAM716							FOL106 (x16) [5][11]	[5] Height: 24mm
eng.010785→							FOL145 (x16) [8][11]	[8] Height: 26mm
CAM717								[11] Hydraulic
eng.010785→								
1.7	182 A2.000	1747cc	Ø 82.00	4 Cyl.	16V	83kW/113PS	DOHC	TD9473
							FOL106 (x16) [5][11]	[5] Height: 24mm
							FOL145 (x16) [8][11]	[8] Height: 26mm
								[11] Hydraulic
1.8	836 A5.000	1756cc	Ø 84.00	4 Cyl.	8V	76kW/103PS	DOHC	TD4615
1.9 Diesel	835 A4.000	1929cc	Ø 82.60	4 Cyl.	8V	68kW/92PS	SOHC	TD1846
							FOL104 (x8) [13]	[13] Mechanical

326 Delta 06/93→08/99

1.6	835 C1.000	1581cc	Ø 86.40	4 Cyl.	8V	55kW/75PS	SOHC	TD4611
CAM719							FOL104 (x8) [13]	[13] Mechanical

327 Delta I 09/79→01/94






1.3	831 A2.000	1301cc	Ø 76.10	4 Cyl.	8V	55kW/75PS	SOHC	TD4605
1.3	831 B.000	1299cc	Ø 86.40	4 Cyl.	8V	55kW/75PS	SOHC	TD1809
1.5	831 A1.000	1498cc	Ø 86.40	4 Cyl.	8V	63kW/86PS	DOHC	TD1805
1.5	831 B1.000	1498cc	Ø 86.40	4 Cyl.	8V	59-63kW/80-86PS	DOHC	TD1811
1.6	831 A4.000	1585cc	Ø 84.00	4 Cyl.	8V	77kW/105PS	DOHC	TD4604
1.6	831 B7.046	1585cc	Ø 84.00	4 Cyl.	8V	97kW/132PS	DOHC	TD4606
1.9 Diesel	831 D1.000	1929cc	Ø 82.60	4 Cyl.	8V	62kW/84PS		TD4607
							FOL104 (x8) [13]	[13] Mechanical
2.0	831 E5.000	1995cc	Ø 84.00	4 Cyl.	16V	137kW/186PS	DOHC	TD1827
2.0	831 E5.046	1995cc	Ø 84.00	4 Cyl.	16V	137kW/186PS	DOHC	TD1826
							FOL104 (x16) [13]	[13] Mechanical



328 Delta II		06/93→08/99						
1.6	182 A4.000	1581cc	Ø 86.40	4 Cyl.	16V	76kW/103PS	DOHC	TD9476
CAM716						FOL106 (x16) [5][11] FOL145 (x16) [8][11]	[5] Height: 24mm [8] Height: 26mm [11] Hydraulic	
eng.010785→ CAM717								
1.6	182 A6.000	1581cc	Ø 86.40	4 Cyl.	16V	66kW/90PS	DOHC	TD9475
1.7	182 A2.000	1747cc	Ø 82.00	4 Cyl.	16V	83kW/113PS	DOHC	TD9473
						FOL106 (x16) [5][11] FOL145 (x16) [8][11]	[5] Height: 24mm [8] Height: 26mm [11] Hydraulic	
1.8	835 C4.000	1756cc	Ø 84.00	4 Cyl.	8V	76kW/103PS	DOHC	TD5433
1.8	836 A6.000	1756cc	Ø 84.00	4 Cyl.	8V	76kW/103PS	SOHC	TD11918
1.8	836 C4.000	1756cc	Ø 84.00	4 Cyl.	8V	76kW/103PS	SOHC	TD5434
						FOL104 (x16) [13]	[13] Mechanical	
1.9 Diesel	835 A4.000	1929cc	Ø 82.60	4 Cyl.	8V	68kW/92PS	SOHC	TD1846
						FOL104 (x8) [13]	[13] Mechanical	
2.0	175 A4.000	1995cc	Ø 84.00	4 Cyl.	16V	137kW/186PS	DOHC	TD11827
2.0	836 A2.000	1995cc	Ø 84.00	4 Cyl.	16V	137kW/186PS	DOHC	TD5435
						FOL104 (x16) [13]	[13] Mechanical	

329 Delta III		08/08→						
1.6 Diesel	198 A2.000	1598cc	Ø 79.50	4 Cyl.	16V	88kW/120PS	DOHC	TD21042
1.6 Diesel	955 A4.000	1598cc	Ø 79.50	4 Cyl.	16V	85kW/116PS	DOHC	TD24651
CAM949						FOL235 (x16)	FOL187 (x16) [11]	[11] Hydraulic
1.7	939 B1.000	1742cc	Ø 83.00	4 Cyl.	16V	147kW/200PS	DOHC	TD24691
						FOL187 (x16) [11]	[11] Hydraulic	
1.9 Diesel	844 A1.000	1910cc	Ø 82.00	4 Cyl.	16V	139kW/190PS	DOHC	TD21044
2.0 Diesel	198 A5.000	1956cc	Ø 83.00	4 Cyl.	16V	121kW/165PS	DOHC	TD21043
2.0 Diesel	844 A2.000	1956cc	Ø 83.00	4 Cyl.	16V	120kW/163PS	DOHC	TD24652
CAM949						FOL235 (x16)	FOL187 (x16) [11]	[11] Hydraulic

330 Kappa		08/94→10/01						
2.0	838 A4.000	1995cc	Ø 84.00	4 Cyl.	16V	150kW/204PS	DOHC	TD4619
						FOL104 (x16) [13]	[13] Mechanical	
2.0	175 A3.000	1998cc	Ø 82.00	5 Cyl.	20V	162kW/220PS	DOHC	TD11550
2.0	838 A1.000	1998cc	Ø 82.00	5 Cyl.	20V	108kW/147PS	DOHC	TD4616
						FOL106 (x20) [5][11] FOL145 (x16) [8][11]	[5] Height: 24mm [8] Height: 26mm [11] Hydraulic	
2.0	838 A6.000	1998cc	Ø 82.00	5 Cyl.	20V	113kW/154PS	DOHC	TD5436
						FOL106 (x16) [5][11] FOL145 (x20) [8][11]	[5] Height: 24mm [8] Height: 26mm [11] Hydraulic	

								
330 Kappa		08/94→10/01						
2.4 Diesel	838 A3.000	2387cc	Ø 82.00	5 Cyl.	10V	91kW/124PS	SOHC	TD4618
2.4 Diesel	838 A7.000	2387cc	Ø 82.00	5 Cyl.	10V	91kW/124PS	SOHC	TD5437
2.4 Diesel	838 A8.000	2387cc	Ø 82.00	5 Cyl.	10V	100kW/136PS	SOHC	TD11551
CAM652							FOL104 (x10) [13]	[13] Mechanical
2.5	838 A2.000	2446cc	Ø 83.00	5 Cyl.	20V	129kW/175PS	DOHC	TD4617
2.5	838 A2.027	2446cc	Ø 83.00	5 Cyl.	20V	129kW/175PS	DOHC	TD14528
							FOL106 (x20) [5][11] FOL145 (x20) [8][11]	[5] Height: 24mm [8] Height: 26mm [11] Hydraulic
331 Lybra		07/99→10/05						
1.6	182 A4.000	1581cc	Ø 86.40	4 Cyl.	16V	76kW/103PS	DOHC	TD9476
CAM716 ■ eng.010785→ CAM717 ■ eng.010785→							FOL106 (x16) [5][11] FOL145 (x16) [8][11]	[5] Height: 24mm [8] Height: 26mm [11] Hydraulic
1.6	182 B6.000	1596cc	Ø 80.50	4 Cyl.	16V	76kW/103PS	DOHC	TD15632
CAM716 ■ CAM717 ■							FOL106 (x20) [5][11] FOL145 (x20) [8][11]	[5] Height: 24mm [8] Height: 26mm [11] Hydraulic
1.7	839 A4.000	1747cc	Ø 82.00	4 Cyl.	16V	96kW/131PS	DOHC	TD14468
1.7	839 A7.000	1747cc	Ø 82.00	4 Cyl.	16V	96kW/131PS	DOHC	TD15633
1.7	839 A9.000	1747cc	Ø 82.00	4 Cyl.	16V	96kW/131PS	DOHC	TD17508
							FOL106 (x16) [5][11] FOL145 (x16) [8][11]	[5] Height: 24mm [8] Height: 26mm [11] Hydraulic
1.9 Diesel	937 A2.000	1910cc	Ø 82.00	4 Cyl.	8V	85kW/116PS	SOHC	TD18313
1.9 Diesel	AR 37101	1910cc	Ø 82.00	4 Cyl.	8V	85-80kW/116-109PS	SOHC	TD17890
CAM654							FOL104 (x8) [13]	[13] Mechanical
1.9 Diesel	AR 32302	1910cc	Ø 82.00	4 Cyl.	8V	77kW/105PS	SOHC	TD17398
CAM651							FOL104 (x8) [13]	[13] Mechanical
2.4 Diesel	839 A5.000	2387cc	Ø 82.00	5 Cyl.	10V	99-96kW/135-131PS		TD17399
2.4 Diesel	839 A6.000	2387cc	Ø 82.00	5 Cyl.	10V	103kW/140PS	SOHC	TD15631
2.4 Diesel	AR 32501	2387cc	Ø 82.00	5 Cyl.	10V	100-99kW/136-135PS	SOHC	TD17400
CAM652							FOL104 (x10) [13]	[13] Mechanical
2.4 Diesel	841C.000	2387cc	Ø 82.00	5 Cyl.	10V	110kW/150PS	SOHC	TD16472
							FOL104 (x10) [13]	[13] Mechanical
332 Musa		10/04→						
1.3 Diesel	188 A9.000	1248cc	Ø 69.60	4 Cyl.	16V	51kW/70PS	DOHC	TD18314
1.3 Diesel	199 A3.000	1248cc	Ø 69.60	4 Cyl.	16V	66kW/90PS	DOHC	TD20273
1.3 Diesel	199 B1.000	1248cc	Ø 69.60	4 Cyl.	16V	70kW/95PS	DOHC	TD24672
CAM711 ■ CAM712 ■						FOL233 (x16)	FOL187 (x16) [11]	[11] Hydraulic
1.6 Diesel	350 A2.000	1598cc	Ø 79.50	4 Cyl.	16V	88kW/120PS	DOHC	TD22138
1.6 Diesel	350 A3.000	1598cc	Ø 79.50	4 Cyl.	16V	85kW/116PS	DOHC	TD24974
CAM949 ■						FOL235 (x16)	FOL187 (x16) [11]	[11] Hydraulic
1.9 Diesel	188 B2.000	1910cc	Ø 82.00	4 Cyl.	8V	74kW/101PS	SOHC	TD18316
CAM654							FOL104 (x8) [13]	[13] Mechanical



333 Phedra		09/02→11/10						
2.0	RFN (EW10J4)	1997cc	∅ 85.00	4 Cyl.	16V	100kW/136PS	DOHC	TD16734
							FOL205 (x16) [11]	[11] Hydraulic
2.0 Diesel	RHK (DW10UTED4)	1997cc	∅ 85.00	4 Cyl.	16V	79-88kW/107-120PS	DOHC	TD26952
2.0 Diesel	RHM (DW10ATED4)	1997cc	∅ 85.00	4 Cyl.	16V	79kW/107PS	DOHC	TD26957
2.0 Diesel	RHR (DW10BTED4)	1997cc	∅ 85.00	4 Cyl.	16V	100kW/136PS	DOHC	TD26955
						FOL247 (x16)	FOL115 (x16) [11]	[11] Hydraulic
2.0 Diesel	RHW (DW10ATED4)	1997cc	∅ 85.00	4 Cyl.	16V	80kW/109PS	DOHC	TD16735
CAM750 ■ CAM751 ■						FOL247 (x16)	FOL190 (x16) [11]	[11] Hydraulic
2.2 Diesel	4HP	2179cc	∅ 85.00	4 Cyl.	16V	120kW/163PS	DOHC	TD24689
2.2 Diesel	4HR	2179cc	∅ 85.00	4 Cyl.	16V	120kW/163PS	DOHC	TD24690
						FOL214 (x16)		
2.2 Diesel	4HS	2179cc	∅ 85.00	4 Cyl.	16V	125kW/170PS	DOHC	TD24688
2.2 Diesel	4HT	2179cc	∅ 85.00	4 Cyl.	16V	125kW/170PS	DOHC	TD24686
CAM750 ■ CAM751 ■						FOL214 (x16)	FOL196 (x16) [11]	[11] Hydraulic
2.2 Diesel	4HW (DW12ATED4)	2179cc	∅ 85.00	4 Cyl.	16V	94kW/128PS	DOHC	TD16736
CAM750 ■ CAM751 ■						FOL247 (x16)	FOL115 (x16) [11]	[11] Hydraulic
3.0	ES9 J4S	2946cc	∅ 87.00	6 Cyl.	24V	150kW/204PS	DOHC	TD17397
							FOL206 (x24) [11]	[11] Hydraulic

334 Prisma		01/83→02/92						
1.3	831 A2.000	1301cc	∅ 76.10	4 Cyl.	8V	55kW/75PS	SOHC	TD4605
1.5	138 C2.048	1498cc	∅ 86.40	4 Cyl.	8V	55kW/75PS	SOHC	TD5424
1.5	831 A1.000	1498cc	∅ 86.40	4 Cyl.	8V	63kW/86PS	DOHC	TD1805
1.5	831 B1.000	1498cc	∅ 86.40	4 Cyl.	8V	59-63kW/80-86PS	DOHC	TD1811
1.5	831 B1.048	1498cc	∅ 86.40	4 Cyl.	8V	55kW/75PS	SOHC	TD1810
1.6	831 A4.000	1585cc	∅ 84.00	4 Cyl.	8V	77kW/105PS	DOHC	TD4604
1.6	831 B6.000	1585cc	∅ 84.00	4 Cyl.	8V	73kW/99PS	DOHC	TD1815
1.9 Diesel	831 D.000	1929cc	∅ 82.60	4 Cyl.	8V	62kW/84PS	SOHC	TD1813
1.9 Diesel	831 D1.000	1929cc	∅ 82.60	4 Cyl.	8V	62kW/84PS	SOHC	TD4607
							FOL104 (x8) [13]	[13] Mechanical
2.0	831 B4.000	1995cc	∅ 84.00	4 Cyl.	8V	85kW/115PS	DOHC	TD1812
							FOL38 (x8) [11]	[11] Hydraulic

335 Thema		11/84→07/94						
2.0	834 B.000	1995cc	∅ 84.00	4 Cyl.	8V	77kW/105PS	DOHC	TD1833
2.0	834 B.048	1995cc	∅ 84.00	4 Cyl.	8V	88kW/120PS	DOHC	TD1829
							FOL104 (x8) [13]	[13] Mechanical
2.0	834 C1.000	1995cc	∅ 84.00	4 Cyl.	16V	136kW/185PS	DOHC	TD1835
2.0	834 C1.246	1995cc	∅ 84.00	4 Cyl.	16V	136kW/185PS	DOHC	TD1836
2.0	834 F2.000	1995cc	∅ 84.00	4 Cyl.	16V	136kW/185PS	DOHC	TD1840
							FOL104 (x16) [13]	[13] Mechanical


336 Thesis

07/02→07/09

2.0	841E.000	1998cc	∅ 82.00	5 Cyl.	20V	136kW/185PS	DOHC	TD16731
							FOL106 (x20) [5][11] FOL145 (x20) [8][11]	[5] Height: 24mm [8] Height: 26mm [11] Hydraulic
2.4 Diesel	841C.000	2387cc	∅ 82.00	5 Cyl.	10V	110kW/150PS	SOHC	TD16472
							FOL104 (x10) [13]	[13] Mechanical
2.4 Diesel	841 G.000	2387cc	∅ 82.00	5 Cyl.	20V	129kW/175PS	DOHC	TD18317
						FOL236 (x20)	FOL187 (x20) [11]	[11] Hydraulic
2.4 Diesel	841 P.000	2387cc	∅ 82.00	5 Cyl.	20V	136kW/185PS	DOHC	TD20954
						FOL235 (x20)	FOL187 (x20) [11]	[11] Hydraulic
2.5	841D.000	2446cc	∅ 83.00	5 Cyl.	20V	125kW/170PS	DOHC	TD16732
							FOL106 (x20) [5][11] FOL145 (x20) [8][11]	[5] Height: 24mm [8] Height: 26mm [11] Hydraulic

337 Trevi

05/80→01/87

1.6	828 B.000	1585cc	∅ 84.00	4 Cyl.	8V	74kW/100PS	SOHC	TD1796
							FOL104 (x8) [13]	[13] Mechanical

338 Y

11/95→09/03

1.1	176 B2.000	1108cc	∅ 70.00	4 Cyl.	8V	40/55kW/54/75PS	SOHC	TD11847
1.2	188 A4.000	1242cc	∅ 70.80	4 Cyl.	8V	44kW/60PS	SOHC	TD15501
							FOL126 (x8) [13]	[13] Mechanical
1.2	176 B9.000	1242cc	∅ 70.80	4 Cyl.	16V	63kW/86PS	DOHC	TD11849
							FOL168 (x16) [11]	[11] Hydraulic
1.2	188 A5.000	1242cc	∅ 70.80	4 Cyl.	16V	59kW/80PS	DOHC	TD15500
CAM713 ■ CAM714 ■							FOL168 (x16) [11]	[11] Hydraulic
1.4	840 A2.000	1371cc	∅ 82.00	4 Cyl.	12V	58kW/79PS	SOHC	TD1858
1.4	840 A4.000	1371cc	∅ 82.00	4 Cyl.	12V	58kW/79PS	SOHC	TD4596
CAM648			CKS2648 CKS3648			FOL101 (x12)	FOL100 (x12) [11]	[11] Hydraulic

339 Y10

01/95→12/95

1.1	176 B2.000	1108cc	∅ 70.00	4 Cyl.	8V	40/55kW/54/75PS	SOHC	TD11847
							FOL126 (x8) [13]	[13] Mechanical

340 Ypsilon

10/03→

1.2	188 A4.000	1242cc	∅ 70.80	4 Cyl.	8V	44kW/60PS	SOHC	TD15501
							FOL126 (x8) [13]	[13] Mechanical
1.2	188 A5.000	1242cc	∅ 70.80	4 Cyl.	16V	59kW/80PS	DOHC	TD15500
CAM713 ■ CAM714 ■							FOL168 (x16) [11]	[11] Hydraulic



340 Ypsilon

10/03 →

1.3 Diesel	188 A9.000	1248cc	Ø 69.60	4 Cyl.	16V	51kW/70PS	DOHC	TD18314
1.3 Diesel	199 A2.000	1248cc	Ø 69.60	4 Cyl.	16V	55kW/75PS	DOHC	TD20272
1.3 Diesel	199 A3.000	1248cc	Ø 69.60	4 Cyl.	16V	66kW/90PS	DOHC	TD20273
1.3 Diesel	199 B1.000	1248cc	Ø 69.60	4 Cyl.	16V	70kW/95PS	DOHC	TD24672
CAM711 ■ CAM712 ■						FOL233 (x16)	FOL187 (x16) [11]	[11] Hydraulic

341 Zeta

09/99 → 09/02

2.0	RFN	1997cc	Ø 85.00	4 Cyl.	16V	100kW/136PS	DOHC	TD16322
							FOL205 (x16) [11]	[11] Hydraulic
2.0 Diesel	RHZ (DW10ATED)	1997cc	Ø 85.00	4 Cyl.	8V	80kW/109PS	SOHC	TD26954
						FOL163 (x16)	FOL190 (x8) [11]	[11] Hydraulic
2.0 Diesel	RHW (DW10ATED4)	1997cc	Ø 85.00	4 Cyl.	16V	80kW/109PS	DOHC	TD16735
CAM750 ■ CAM751 ■						FOL247 (x16)	FOL190 (x16) [11]	[11] Hydraulic



342 Defender		09/90→12/98						
2.4 Diesel	244DT	2402cc	Ø 89.90	4 Cyl.	16V	90kW/122PS	DOHC	TD24907
						FOL188 (x16) FOL188C (x1)		
3.5	11 D	3528cc	Ø 88.86	8 Cyl.	16V	93kW/126PS		TD22941
3.5	22 D	3528cc	Ø 88.86	8 Cyl.	16V	113kW/154PS		TD22934
							FOL14 (x16) [11]	[11] Hydraulic
343 Discovery I		10/89→10/98						
3.5	22 D	3528cc	Ø 88.86	8 Cyl.	16V	113kW/154PS		TD22934
3.9	35 D	3950cc	Ø 94.00	8 Cyl.	16V	134kW/182PS		TD22930
3.9	36 D	3950cc	Ø 94.00	8 Cyl.	16V	134kW/182PS		TD22929
							FOL14 (x16) [11]	[11] Hydraulic
344 Discovery II		11/98→06/04						
3.9	56 D	3950cc	Ø 94.00	8 Cyl.	16V	136kW/185PS	OHV	TD26647
							FOL14 (x16) [11]	[11] Hydraulic
345 Discovery III		07/04→09/09						
2.2 Diesel	224DT	2179cc	Ø 85.00	4 Cyl.	16V	112-118kW/152-160PS	DOHC	TD24922
						FOL214 (x16)	FOL196 (x16) [11]	[11] Hydraulic
2.7 Diesel	276DT	2720cc	Ø 81.00	6 Cyl.	24V	140kW/190PS		TD24908
						FOL212 (x24)	FOL115 (x24) [11]	[11] Hydraulic
346 Discovery IV		09/09→						
2.7 Diesel	276DT	2720cc	Ø 81.00	6 Cyl.	24V	140kW/190PS		TD24908
						FOL212 (x24)	FOL115 (x24) [11]	[11] Hydraulic
3.0 Diesel	30DDTX	2993cc	Ø 84.00	6 Cyl.	24V	155-200kW/211-272PS	DOHC	TD25818
3.0 Diesel	306DT	2993cc	Ø 84.00	6 Cyl.	24V	180kW/245PS		TD24909
						FOL212 (x24)	FOL190 (x24) [11]	[11] Hydraulic
347 Freelander		02/98→10/06						
1.8	18 K4F	1796cc	Ø 80.00	4 Cyl.	16V	85-88kW/116-120PS	DOHC	TD20740
							FOL106 (x16) [5][11] →eng.(V)4A999999 FOL131 (x16) [5][11] eng.(V)5A000001→	[5] Height: 24mm [11] Hydraulic
2.0 Diesel	204D3	1951cc	Ø 84.00	4 Cyl.	16V	82kW/112PS	DOHC	TD26631
						FOL186 (x16)	FOL152 (x16) [11]	[11] Hydraulic
2.2 Diesel	224DT	2179cc	Ø 85.00	4 Cyl.	16V	112-118kW/152-160PS	DOHC	TD24922
						FOL214 (x16)	FOL196 (x16) [11]	[11] Hydraulic
2.2 Diesel	DW12BTED4	2179cc	Ø 85.00	4 Cyl.	16V	110kW/150PS	DOHC	TD26064
							FOL196 (x16) [11]	[11] Hydraulic



348 Range Rover Evoque 06/11→

2.2 Diesel	224DT	2179cc	Ø 85.00	4 Cyl.	16V	112-118kW/152-160PS	DOHC	TD24922
						FOL214 (x16)	FOL196 (x16) [11]	[11] Hydraulic

349 Range Rover I 07/70→07/94

3.5	11 D	3528cc	Ø 88.86	8 Cyl.	16V	93kW/126PS		TD22941
3.5	24 D	3528cc	Ø 88.86	8 Cyl.	16V	120kW/163PS		TD22939
3.5	25 D	3528cc	Ø 88.86	8 Cyl.	16V	120kW/163PS		TD22940
3.5	31 D	3528cc	Ø 88.86	8 Cyl.	16V	107kW/146PS		TD22942
3.9	35 D	3950cc	Ø 94.00	8 Cyl.	16V	134kW/182PS		TD22930
3.9	36 D	3950cc	Ø 94.00	8 Cyl.	16V	134kW/182PS		TD22929
3.9	37 D	3950cc	Ø 94.00	8 Cyl.	16V	127kW/173PS		TD22937
3.9	38 D	3950cc	Ø 94.00	8 Cyl.	16V	127kW/173PS		TD22938
4.3	40 D	4275cc	Ø 94.00	8 Cyl.	16V	149kW/203PS		TD22935
							FOL14 (x16) [11]	[11] Hydraulic

350 Range Rover II 07/94→03/02

4.0	42 D	3950cc	Ø 94.00	8 Cyl.	16V	140kW/190PS		TD22932
4.6	46 D	4553cc	Ø 94.00	8 Cyl.	16V	165kW/224PS		TD22931
							FOL14 (x16) [11]	[11] Hydraulic

351 Range Rover III 04/06→08/12

3.6 Diesel	368DT	3628cc	Ø 81.00	8 Cyl.	32V	200kW/272PS	DOHC	TD24986
						FOL212 (x32)	FOL190 (x32) [11]	[11] Hydraulic

352 Range Rover IV 08/12→

3.0 Diesel	306DT	2993cc	Ø 84.00	6 Cyl.	24V	180kW/245PS		TD24909
						FOL212 (x24)	FOL190 (x24) [11]	[11] Hydraulic

353 Range Rover Sport 02/05→

2.7 Diesel	276DT	2720cc	Ø 81.00	6 Cyl.	24V	140kW/190PS		TD24908
						FOL212 (x24)	FOL115 (x24) [11]	[11] Hydraulic
3.0 Diesel	30DDTX	2993cc	Ø 84.00	6 Cyl.	24V	155-200kW/211-272PS	DOHC	TD25818
3.0 Diesel	306DT	2993cc	Ø 84.00	6 Cyl.	24V	180kW/245PS		TD24909
						FOL212 (x24)	FOL190 (x24) [11]	[11] Hydraulic
3.6 Diesel	368DT	3628cc	Ø 81.00	8 Cyl.	32V	200kW/272PS	DOHC	TD24986
						FOL212 (x32)	FOL190 (x32) [11]	[11] Hydraulic



354 CT 12/10→

1.8 Hybrid Diesel 2ZR-FXE	1798cc	Ø 80.50	4 Cyl.	16V	73kW/99PS	DOHC	TD24601
						FOL198 (x16) [11]	[11] Hydraulic

355 ES 05/06→06/12

3.5 2GR-FE	3456cc	Ø 94.00	6 Cyl.	24V	203kW/276PS	DOHC	TD19345
						FOL198 (x24) [11]	[11] Hydraulic

356 GS 04/05→11/11

2.5 4GR-FSE	2499cc	Ø 83.00	6 Cyl.	24V	150kW/204PS	DOHC	TD18732
3.0 3GR-FSE	2995cc	Ø 87.50	6 Cyl.	24V	183kW/249PS	DOHC	TD18337
3.5 2GR-FSE	3456cc	Ø 94.00	6 Cyl.	24V	218-234kW/296_318PS	DOHC	TD19909
3.5 Hybrid Diesel 2GR-FSE	3456cc	Ø 94.00	6 Cyl.	24V	218-234kW/296_318PS	DOHC	TD19909
						FOL198 (x24) [11]	[11] Hydraulic

357 IS 10/05→

2.5 4GR-FSE	2499cc	Ø 83.00	6 Cyl.	24V	150kW/204PS	DOHC	TD18732
3.5 2GR-FSE	3456cc	Ø 94.00	6 Cyl.	24V	218-234kW/296_318PS	DOHC	TD19909
						FOL198 (x24) [11]	[11] Hydraulic

358 RC 08/14→

3.5 2GR-FSE	3456cc	Ø 94.00	6 Cyl.	24V	218-234kW/296_318PS	DOHC	TD19909
						FOL198 (x24) [11]	[11] Hydraulic

359 RX 01/06→12/08

3.5 2GR-FE	3456cc	Ø 94.00	6 Cyl.	24V	203kW/276PS	DOHC	TD19345
						FOL198 (x24) [11]	[11] Hydraulic



360 ELISE

08/95→08/05

1.8 18 K4F 1796cc Ø 80.00 4 Cyl. **16V** 85-88kW/116-120PS DOHC **TD18865**

FOL106 (x16) [5][11]
→eng.(V)4A999999
FOL131 (x16) [5][11]
eng.(V)5A000001→

[5] Height: 24mm
[11] Hydraulic


361 2

02/03→

1.2	FUJA	1242cc	∅ 71.90	4 Cyl.	16V	55kW/75PS	DOHC	TD18694
							FOL105 (x16) [13]	[13] Mechanical
1.4 Diesel	F6JA	1398cc	∅ 73.70	4 Cyl.	8V	50kW/68PS	SOHC	TD18693
1.4 Diesel	F6JB	1398cc	∅ 73.70	4 Cyl.	8V	50kW/68PS	SOHC	TD20951
CAM726						FOL228 (x8)	FOL154 (x8) [11]	[11] Hydraulic

362 3

06/04→

1.6 Diesel	Y601	1560cc	∅ 75.00	4 Cyl.	16V	80-81kW/109-110PS	DOHC	TD18512
						FOL184 (x16)	FOL190 (x16) [11]	[11] Hydraulic

363 323 II

10/80→10/89

1.3	E3	1296cc	∅ 77.00	4 Cyl.	8V	44-55kW/60-75PS	SOHC	TD1955
1.5	E5	1490cc	∅ 77.00	4 Cyl.	8V	54-65kW/73-88PS	SOHC	TD1956
1.6	B68	1597cc	∅ 78.00	4 Cyl.	8V	54kW/73PS	SOHC	TD1936
							FOL203 (x8) [11]	[11] Hydraulic

364 323 III

08/85→10/95

1.3	E3	1296cc	∅ 77.00	4 Cyl.	8V	44-55kW/60-75PS	SOHC	TD1955
1.5	B5	1498cc	∅ 78.00	4 Cyl.	8V	54-55kW/73-75PS	SOHC	TD4636
1.5	B50	1490cc	∅ 78.00	4 Cyl.	8V	54-55kW/73-75PS	SOHC	TD1925
1.5	B53	1490cc	∅ 78.00	4 Cyl.	8V	54-55kW/73-75PS	SOHC	TD1926
1.5	E5	1490cc	∅ 77.00	4 Cyl.	8V	54-65kW/73-88PS	SOHC	TD1956
1.5	E5E3	1490cc	∅ 77.00	4 Cyl.	8V	70kW/95PS	SOHC	TD18216
1.6	B6 (SOHC)	1598cc	∅ 78.00	4 Cyl.	8V	77kW/105PS	SOHC	TD9428
1.6	B6E	1598cc	∅ 78.00	4 Cyl.	8V	62-63kW/84-86PS	SOHC	TD1931
1.6	B65M	1598cc	∅ 78.00	4 Cyl.	8V	63-66kW/86-90PS	SOHC	TD1935
1.6	B68	1597cc	∅ 78.00	4 Cyl.	8V	54kW/73PS	SOHC	TD1936
							FOL203 (x8) [11]	[11] Hydraulic

365 323 IV

04/87→08/93

1.6	B6 (SOHC)	1598cc	∅ 78.00	4 Cyl.	8V	77kW/105PS	SOHC	TD9428
1.6	B6E	1598cc	∅ 78.00	4 Cyl.	8V	62-63kW/84-86PS	SOHC	TD1931
							FOL203 (x8) [11]	[11] Hydraulic

366 323 VI

09/98→09/04

1.6	B6 (SOHC)	1598cc	∅ 78.00	4 Cyl.	8V	77kW/105PS	SOHC	TD9428
							FOL203 (x8) [11]	[11] Hydraulic
2.0	FS	1991cc	∅ 83.00	4 Cyl.	16V	85kW/116PS	DOHC	TD1997
							FOL127 (x16) [11]	[11] Hydraulic

367 626 II

02/83→10/87

2.0	FE	1998cc	∅ 86.00	4 Cyl.	8V	66-88kW/90-120PS	SOHC	TD1976
							FOL203 (x8) [11]	[11] Hydraulic



368 626 III		08/87→09/97						
1.8	F8 (12V)	1789cc	∅ 86.00	4 Cyl.	12V	65kW/88PS	SOHC	TD1969
							FOL203 (x12) [11]	[11] Hydraulic
2.0	FE	1998cc	∅ 86.00	4 Cyl.	8V	66-88kW/90-120PS	SOHC	TD1976
							FOL203 (x8) [11]	[11] Hydraulic
2.0	FE (12V)	1998cc	∅ 86.00	4 Cyl.	12V	79-81kW/107-110PS	SOHC	TD9511
							FOL203 (x12) [11]	[11] Hydraulic
2.0	FS	1991cc	∅ 83.00	4 Cyl.	16V	85kW/116PS	DOHC	TD1997
							FOL127 (x16) [11]	[11] Hydraulic
2.2	F2	2184cc	∅ 86.00	4 Cyl.	12V	85kW/115PS	SOHC	TD1960
2.2	F2L1	2184cc	∅ 86.00	4 Cyl.	12V	85kW/115PS	SOHC	TD1966
							FOL203 (x12) [11]	[11] Hydraulic

369 626 IV		08/91→04/97						
2.0	FS	1991cc	∅ 83.00	4 Cyl.	16V	85kW/116PS	DOHC	TD1997
							FOL127 (x16) [11]	[11] Hydraulic

370 626 V		05/97→10/02						
2.0	FS	1991cc	∅ 83.00	4 Cyl.	16V	85kW/116PS	DOHC	TD1997
							FOL127 (x16) [11]	[11] Hydraulic

371 929 II		03/84→07/87						
2.0	FE	1998cc	∅ 86.00	4 Cyl.	8V	66-88kW/90-120PS	SOHC	TD1976
							FOL203 (x8) [11]	[11] Hydraulic

372 929 III		06/87→06/91						
2.0	FE	1998cc	∅ 86.00	4 Cyl.	8V	66-88kW/90-120PS	SOHC	TD1976
							FOL203 (x8) [11]	[11] Hydraulic
2.2	F2	2184cc	∅ 86.00	4 Cyl.	12V	85kW/115PS	SOHC	TD1960
2.2	F2E	2184cc	∅ 86.00	4 Cyl.	12V	85kW/116PS	SOHC	TD4642
2.2	F21	2184cc	∅ 86.00	4 Cyl.	12V	85kW/115PS	SOHC	TD1962
							FOL203 (x12) [11]	[11] Hydraulic
3.0	JE	2954cc	∅ 90.00	6 Cyl.	18V	140kW/190PS	SOHC	TD2007
3.0	JE3	2954cc	∅ 90.00	6 Cyl.	18V	123-125kW/167-170PS	SOHC	TD2009
							FOL203 (x18) [11]	[11] Hydraulic

373 B-Serie		01/85→03/96						
2.0	FE	1998cc	∅ 86.00	4 Cyl.	8V	66-88kW/90-120PS	SOHC	TD1976
							FOL203 (x8) [11]	[11] Hydraulic



374 E-Serie		01/84→07/06						
1.5	E5	1490cc	Ø 77.00	4 Cyl.	8V	54-65kW/73-88PS	SOHC	TD1956
							FOL203 (x8) [11]	[11] Hydraulic
1.8	F8 (12V)	1789cc	Ø 86.00	4 Cyl.	12V	65kW/88PS	SOHC	TD1969
							FOL203 (x12) [11]	[11] Hydraulic
2.0	FE	1998cc	Ø 86.00	4 Cyl.	8V	66-88kW/90-120PS	SOHC	TD1976
							FOL203 (x8) [11]	[11] Hydraulic
2.0	FE (12V)	1998cc	Ø 86.00	4 Cyl.	12V	79-81kW/107-110PS	SOHC	TD9511
							FOL203 (x12) [11]	[11] Hydraulic
375 MPV I		03/95→09/99						
3.0	JE94	2954cc	Ø 90.00	6 Cyl.	18V	109kW/148PS		TD18988
							FOL203 (x18) [11]	[11] Hydraulic
376 MPV II		08/00→07/02						
2.0	FS	1991cc	Ø 83.00	4 Cyl.	16V	85kW/116PS	DOHC	TD1997
							FOL127 (x16) [11]	[11] Hydraulic
377 MX-3		07/91→						
1.6	B69	1598cc	Ø 78.00	4 Cyl.	8V	65-66kW/88-90PS	SOHC	TD1938
							FOL203 (x8) [11]	[11] Hydraulic
378 MX-6		02/92→02/97						
2.0	FS	1991cc	Ø 83.00	4 Cyl.	16V	85kW/116PS	DOHC	TD1997
							FOL127 (x16) [11]	[11] Hydraulic
379 Rustler		09/93→10/04						
1.6	B65M	1598cc	Ø 78.00	4 Cyl.	8V	63-66kW/86-90PS	SOHC	TD1935
							FOL203 (x8) [11]	[11] Hydraulic



380 190 (W201)		10/82→08/93						
1.8	M 102.910	1797cc	∅ 89.00	4 Cyl.	8V	77/80kW/105/109PS	SOHC	TD2061
2.0	M 102.962	1997cc	∅ 89.00	4 Cyl.	8V	62/93kW/84/126PS	SOHC	TD4655
CAM377		CKS9377		FOL82 (x8) [11]		[11] Hydraulic		
2.0	M 102.924	1997cc	∅ 89.00	4 Cyl.	8V	62/93kW/84/126PS	SOHC	TD4653
2.0	M 102.961	1997cc	∅ 89.00	4 Cyl.	8V	62/93kW/84/126PS	SOHC	TD5050
CAM633 →12/84 CAM377 01/85→		CKS9377 01/85→		FOL82 (x8) [11]		[11] Hydraulic		
2.0 Diesel	OM 601.911	1997cc	∅ 87.00	4 Cyl.	8V	53-55kW/72PS	SOHC	TD2206
CAM627		FOL84 (x8) [11]		[11] Hydraulic				
2.3	M 102.985	2299cc	∅ 95.50	4 Cyl.	8V	92/100kW/125/136PS	SOHC	TD4657
CAM377		CKS9377		FOL82 (x8) [11]		[11] Hydraulic		
2.5 Diesel	OM 602.911	2497cc	∅ 87.00	5 Cyl.	10V	66-69kW/90-94PS	SOHC	TD2211
2.5 Diesel	OM 602.961	2497cc	∅ 87.00	5 Cyl.	10V	90-93kW/122-126PS	SOHC	TD2216
CAM414		FOL84 (x10) [11]		[11] Hydraulic				
2.6	M 103.942	2599cc	∅ 82.90	6 Cyl.	12V	117kW/159PS	SOHC	TD2097
CAM408		FOL82 (x12) [11]		[11] Hydraulic				
381 A-Class (W168)		07/98→08/04						
1.7 Diesel	OM 668.940	1689cc	∅ 80.00	4 Cyl.	16V	60-70kW/82-95PS	DOHC	TD10647
1.7 Diesel	OM 668.941	1689cc	∅ 80.00	4 Cyl.	16V	44/55kW/60/75PS	DOHC	TD10648
1.7 Diesel	OM 668.942	1689cc	∅ 80.00	4 Cyl.	16V	60-70kW/82-95PS	DOHC	TD17001
		FOL162 (x16)		FOL152 (x16) [11]		[11] Hydraulic		
382 A-Class (W169)		09/04→06/12						
2.0 Diesel	OM 640.940	1991cc	∅ 83.00	4 Cyl.	16V	80kW/109PS	DOHC	TD18151
2.0 Diesel	OM 640.941	1991cc	∅ 83.00	4 Cyl.	16V	103kW/140PS	DOHC	TD18152
2.0 Diesel	OM 640.942	1991cc	∅ 83.00	4 Cyl.	16V	60kW/81PS	DOHC	TD18153
		FOL249 (x16)		FOL190 (x16) [11]		[11] Hydraulic		
383 A-Class (W176)		06/12→						
1.6	M 270.910	1595cc	∅ 83.00	4 Cyl.	16V	90-115kW/122-156PS	DOHC	TD25820
2.0	M 270.920	1991cc		4 Cyl.	16V	155kW/211PS	DOHC	TD26628
		FOL190 (x16) [11]		[11] Hydraulic				
384 B-Class (W245)		03/05→11/11						
2.0 Diesel	OM 640.940	1991cc	∅ 83.00	4 Cyl.	16V	80kW/109PS	DOHC	TD18151
2.0 Diesel	OM 640.941	1991cc	∅ 83.00	4 Cyl.	16V	103kW/140PS	DOHC	TD18152
		FOL249 (x16)		FOL190 (x16) [11]		[11] Hydraulic		



385 B-Class (W246)		11/11→						
1.6	M 270.910	1595cc	∅ 83.00	4 Cyl.	16V	90-115kW/122-156PS	DOHC	TD25820
2.0	M 270.920	1991cc		4 Cyl.	16V	155kW/211PS	DOHC	TD26628
							FOL190 (x16) [11]	[11] Hydraulic

386 Cabriolet (A124)		04/92→06/93						
3.0	M 104.980	2960cc	∅ 88.50	6 Cyl.	24V	162/170kW/220/231PS	DOHC	TD2110
CAM659 ■							FOL124 (x24) [11]	[11] Hydraulic
CAM683 ■							→eng.000018 FOL147 (x24) [11]	
							eng.000019→	

387 Cabriolet (W111)		01/69→12/71						
3.5	M 116.980	3499cc	∅ 92.00	8 Cyl.	16V	147kW/200PS	DOHC	TD2164
						FOL148 (x16)	FOL144 (x16) [11]	[11] Hydraulic

388 C-Class (C204)		06/11→						
1.8	M 271.820	1796cc	∅ 82.00	4 Cyl.	16V	115-135kW/156-184PS	DOHC	TD23776
1.8	M 271.860	1796cc	∅ 82.00	4 Cyl.	16V	135-150kW/184-204PS	DOHC	TD23724
							FOL190 (x16) [11]	[11] Hydraulic
3.5	M 276.957	3498cc	∅ 92.90	6 Cyl.	24V	225kW/306PS	DOHC	TD25532
							FOL190 (x24) [11]	[11] Hydraulic

389 C-Class (CL203)		03/01→05/08						
1.8	M 271.921	1796cc	∅ 82.00	4 Cyl.	16V	90kW/122PS	DOHC	TD18424
1.8	M 271.940	1796cc	∅ 82.00	4 Cyl.	16V	120kW/163PS	DOHC	TD16883
1.8	M 271.942	1796cc	∅ 82.00	4 Cyl.	16V	125kW/170PS	DOHC	TD16392
1.8	M 271.946	1796cc	∅ 82.00	4 Cyl.	16V	105-125kW/143-170PS	DOHC	TD17433
1.8	M 271.948	1796cc	∅ 82.00	4 Cyl.	16V	141kW/192PS	DOHC	TD17434
						FOL213 (x16)	FOL193 (x16) [11]	[11] Hydraulic
							→eng.31216219 FOL190 (x16) [11]	
							eng.31216220→	
2.0	M 111.951	1998cc	∅ 89.90	4 Cyl.	16V	95kW/129PS	DOHC	TD17002
2.0	M 111.955	1998cc	∅ 89.90	4 Cyl.	16V	120kW/163PS	DOHC	TD14751
CAM693 ■							FOL147 (x16) [11]	[11] Hydraulic
CAM694 ■								
2.3	M 111.981	2295cc	∅ 90.90	4 Cyl.	16V	145kW/197PS	DOHC	TD17177
							FOL147 (x16) [11]	[11] Hydraulic
2.5	M 272.920	2496cc	∅ 88.00	6 Cyl.	24V	150kW/204PS	DOHC	TD18425
3.5	M 272.960	3498cc	∅ 92.90	6 Cyl.	24V	200kW/272PS	DOHC	TD18417
							FOL190 (x24) [11]	[11] Hydraulic



390 C-Class (S202)		06/96→03/01						
1.8	M 111.920	1799cc	Ø 85.30	4 Cyl.	16V	90kW/122PS	DOHC	TD2131
1.8	M 111.921	1799cc	Ø 85.30	4 Cyl.	16V	90kW/122PS	DOHC	TD5235
2.0	M 111.941	1998cc	Ø 89.90	4 Cyl.	16V	100kW/136PS	DOHC	TD2133
2.0	M 111.944	1998cc	Ø 89.90	4 Cyl.	16V	132-141kW/180-192PS	DOHC	TD4662
2.0	M 111.945	1998cc	Ø 89.90	4 Cyl.	16V	100kW/136PS	DOHC	TD5236
2.0	M 111.952	1998cc	Ø 89.90	4 Cyl.	16V	95kW/129PS	DOHC	TD17003
2.0	M 111.956	1998cc	Ø 89.90	4 Cyl.	16V	120kW/163PS	DOHC	TD16488
CAM693 ■						FOL147 (x16) [11]		[11] Hydraulic
CAM694 ■								
2.0 Diesel	OM 604.915	1997cc	Ø 87.00	4 Cyl.	16V	65kW/88PS	DOHC	TD4677
2.2 Diesel	OM 604.910	2155cc	Ø 89.00	4 Cyl.	16V	55-70kW/75-95PS	DOHC	TD2227
						FOL84 (x16) [11]		[11] Hydraulic
2.3	M 111.974	2295cc	Ø 90.90	4 Cyl.	16V	110kW/150PS	DOHC	TD4666
2.3	M 111.975	2295cc	Ø 90.90	4 Cyl.	16V	142kW/193PS	DOHC	TD4667
CAM694 ■						FOL147 (x16) [11]		[11] Hydraulic
2.5 Diesel	OM 605.960	2497cc	Ø 87.00	5 Cyl.	20V	110kW/150PS	DOHC	TD4679
CAM662 ■								
CAM663 ■								
391 C-Class (S203)		03/01→08/07						
1.8	M 271.940	1796cc	Ø 82.00	4 Cyl.	16V	120kW/163PS	DOHC	TD16883
1.8	M 271.942	1796cc	Ø 82.00	4 Cyl.	16V	125kW/170PS	DOHC	TD16392
1.8	M 271.946	1796cc	Ø 82.00	4 Cyl.	16V	105-125kW/143-170PS	DOHC	TD17433
1.8	M 271.948	1796cc	Ø 82.00	4 Cyl.	16V	141kW/192PS	DOHC	TD17434
						FOL213 (x16)	FOL193 (x16) [11] →eng.31216219 FOL190 (x16) [11] eng.31216220→	[11] Hydraulic
2.0	M 111.951	1998cc	Ø 89.90	4 Cyl.	16V	95kW/129PS	DOHC	TD17002
2.0	M 111.955	1998cc	Ø 89.90	4 Cyl.	16V	120kW/163PS	DOHC	TD14751
CAM693 ■						FOL147 (x16) [11]		[11] Hydraulic
CAM694 ■								
2.5	M 272.920	2496cc	Ø 88.00	6 Cyl.	24V	150kW/204PS	DOHC	TD18425
						FOL190 (x24) [11]		[11] Hydraulic
2.7 Diesel	OM 612.962	2685cc	Ø 88.00	5 Cyl.	20V	125kW/170PS	DOHC	TD15451
						FOL153 (x20) [11]		[11] Hydraulic
3.0	M 272.940	2996cc	Ø 88.00	6 Cyl.	24V	170kW/231PS	DOHC	TD18420
3.0	M 272.941	2996cc	Ø 88.00	6 Cyl.	24V	170kW/231PS	DOHC	TD18423
						FOL190 (x24) [11]		[11] Hydraulic
3.0 Diesel	OM 642.910	2987cc	Ø 83.00	6 Cyl.	24V	165kW/224PS	DOHC	TD18416
						FOL249 (x24)	FOL190 (x24) [11]	[11] Hydraulic
3.5	M 272.960	3498cc	Ø 92.90	6 Cyl.	24V	200kW/272PS	DOHC	TD18417
3.5	M 272.970	3498cc	Ø 92.90	6 Cyl.	24V	200kW/272PS	DOHC	TD18418
						FOL190 (x24) [11]		[11] Hydraulic



392 C-Class (S204)		08/07→						
1.6	M 271.910	1597cc	∅ 80.00	4 Cyl.	16V	105-115kW/143-156PS	DOHC	TD23992
1.8	M 271.950	1796cc	∅ 82.00	4 Cyl.	16V	120-135kW/163_184PS	DOHC	TD20359
1.8	M 271.952	1796cc	∅ 82.00	4 Cyl.	16V	115kW/156PS	DOHC	TD20358
						FOL213 (x16)	FOL193 (x16) [11] →eng.31216219 FOL190 (x16) [11] eng.31216220→	[11] Hydraulic
1.8	M 271.820	1796cc	∅ 82.00	4 Cyl.	16V	115-135kW/156-184PS	DOHC	TD23776
1.8	M 271.860	1796cc	∅ 82.00	4 Cyl.	16V	135-150kW/184-204PS	DOHC	TD23724
							FOL190 (x16) [11]	[11] Hydraulic
2.5	M 272.921	2496cc	∅ 88.00	6 Cyl.	24V	150kW/204PS	DOHC	TD20357
3.0	M 272.947	2996cc	∅ 88.00	6 Cyl.	24V	170kW/231PS	DOHC	TD20356
							FOL190 (x24) [11]	[11] Hydraulic
3.0 Diesel	OM 642.830	2987cc	∅ 83.00	6 Cyl.	24V	170kW/231PS	DOHC	TD23772
3.0 Diesel	OM 642.832	2987cc	∅ 83.00	6 Cyl.	24V	155-170kW/211-231PS	DOHC	TD23751
3.0 Diesel	OM 642.834	2987cc	∅ 83.00	6 Cyl.	24V	195kW/265PS	DOHC	TD26036
3.0 Diesel	OM 642.960	2987cc	∅ 83.00	6 Cyl.	24V	165kW/224PS	DOHC	TD20361
3.0 Diesel	OM 642.961	2987cc	∅ 83.00	6 Cyl.	24V	165kW/224PS	DOHC	TD20986
						FOL249 (x24)	FOL190 (x24) [11]	[11] Hydraulic
3.5	M 272.961	3498cc	∅ 92.90	6 Cyl.	24V	200kW/272PS	DOHC	TD22144
3.5	M 276.957	3498cc	∅ 92.90	6 Cyl.	24V	225kW/306PS	DOHC	TD25532
							FOL190 (x24) [11]	[11] Hydraulic

393 C-Class (W202)		03/93→05/00						
1.8	M 111.920	1799cc	∅ 85.30	4 Cyl.	16V	90kW/122PS	DOHC	TD2131
1.8	M 111.921	1799cc	∅ 85.30	4 Cyl.	16V	90kW/122PS	DOHC	TD5235
2.0	M 111.941	1998cc	∅ 89.90	4 Cyl.	16V	100kW/136PS	DOHC	TD2133
2.0	M 111.944	1998cc	∅ 89.90	4 Cyl.	16V	132-141kW/180-192PS	DOHC	TD4662
2.0	M 111.945	1998cc	∅ 89.90	4 Cyl.	16V	100kW/136PS	DOHC	TD5236
CAM693 ■							FOL147 (x16) [11]	[11] Hydraulic
CAM694 ■								
2.0 Diesel	OM 601.913	1997cc	∅ 87.00	4 Cyl.	8V	55kW/75PS	SOHC	TD2208
							FOL84 (x8) [11]	[11] Hydraulic
2.0 Diesel	OM 604.915	1997cc	∅ 87.00	4 Cyl.	16V	65kW/88PS	DOHC	TD4677
							FOL84 (x16) [11]	[11] Hydraulic
2.2	M 111.961	2199cc	∅ 89.90	4 Cyl.	16V	110kW/150PS	DOHC	TD2135
CAM694 ■							FOL147 (x16) [11]	[11] Hydraulic
2.2 Diesel	OM 604.910	2155cc	∅ 89.00	4 Cyl.	16V	55-70kW/75-95PS	DOHC	TD2227
							FOL84 (x16) [11]	[11] Hydraulic
2.3	M 111.974	2295cc	∅ 90.90	4 Cyl.	16V	110kW/150PS	DOHC	TD4666
2.3	M 111.975	2295cc	∅ 90.90	4 Cyl.	16V	142kW/193PS	DOHC	TD4667
CAM694 ■							FOL147 (x16) [11]	[11] Hydraulic



393 C-Class (W202)		03/93→05/00						
2.5 Diesel	OM 605.910	2497cc	Ø 87.00	5 Cyl.	20V	83kW/113PS	DOHC	TD2228
CAM661 ■								
CAM663 ■								
2.5 Diesel	OM 605.960	2497cc	Ø 87.00	5 Cyl.	20V	110kW/150PS	DOHC	TD4679
CAM662 ■								
CAM663 ■								
2.8	M 104.941	2799cc	Ø 89.90	6 Cyl.	24V	142kW/193PS	DOHC	TD2106
3.6	M 104.941 (AMG 3.6)	3606cc	Ø 91.00	6 Cyl.	24V	206kW/280PS	DOHC	TD9439
CAM659 ■							FOL147 (x24) [11]	[11] Hydraulic
CAM683 ■								
394 C-Class (W203)		05/00→02/07						
1.8	M 271.940	1796cc	Ø 82.00	4 Cyl.	16V	120kW/163PS	DOHC	TD16883
1.8	M 271.942	1796cc	Ø 82.00	4 Cyl.	16V	125kW/170PS	DOHC	TD16392
1.8	M 271.946	1796cc	Ø 82.00	4 Cyl.	16V	105-125kW/143-170PS	DOHC	TD17433
1.8	M 271.948	1796cc	Ø 82.00	4 Cyl.	16V	141kW/192PS	DOHC	TD17434
						FOL213 (x16)	FOL193 (x16) [11] →eng.31216219 FOL190 (x16) [11] eng.31216220→	[11] Hydraulic
2.0	M 111.951	1998cc	Ø 89.90	4 Cyl.	16V	95kW/129PS	DOHC	TD17002
2.0	M 111.955	1998cc	Ø 89.90	4 Cyl.	16V	120kW/163PS	DOHC	TD14751
CAM693 ■							FOL147 (x16) [11]	[11] Hydraulic
CAM694 ■								
2.5	M 272.920	2496cc	Ø 88.00	6 Cyl.	24V	150kW/204PS	DOHC	TD18425
							FOL190 (x24) [11]	[11] Hydraulic
2.7 Diesel	OM 612.962	2685cc	Ø 88.00	5 Cyl.	20V	125kW/170PS	DOHC	TD15451
							FOL153 (x20) [11]	[11] Hydraulic
3.0	M 272.940	2996cc	Ø 88.00	6 Cyl.	24V	170kW/231PS	DOHC	TD18420
3.0	M 272.941	2996cc	Ø 88.00	6 Cyl.	24V	170kW/231PS	DOHC	TD18423
							FOL190 (x24) [11]	[11] Hydraulic
3.0 Diesel	OM 642.910	2987cc	Ø 83.00	6 Cyl.	24V	165kW/224PS	DOHC	TD18416
						FOL249 (x24)	FOL190 (x24) [11]	[11] Hydraulic
3.5	M 272.960	3498cc	Ø 92.90	6 Cyl.	24V	200kW/272PS	DOHC	TD18417
3.5	M 272.970	3498cc	Ø 92.90	6 Cyl.	24V	200kW/272PS	DOHC	TD18418
							FOL190 (x24) [11]	[11] Hydraulic
395 C-Class (W204)		01/07→						
1.6	M 271.910	1597cc	Ø 80.00	4 Cyl.	16V	105-115kW/143-156PS	DOHC	TD23992
1.8	M 271.950	1796cc	Ø 82.00	4 Cyl.	16V	120-135kW/163_184PS	DOHC	TD20359
1.8	M 271.952	1796cc	Ø 82.00	4 Cyl.	16V	115kW/156PS	DOHC	TD20358
						FOL213 (x16)	FOL193 (x16) [11] →eng.31216219 FOL190 (x16) [11] eng.31216220→	[11] Hydraulic
1.8	M 271.820	1796cc	Ø 82.00	4 Cyl.	16V	115-135kW/156-184PS	DOHC	TD23776
1.8	M 271.860	1796cc	Ø 82.00	4 Cyl.	16V	135-150kW/184-204PS	DOHC	TD23724
							FOL190 (x16) [11]	[11] Hydraulic



395 C-Class (W204)		01/07→						
2.5	M 272.911	2496cc	∅ 88.00	6 Cyl.	24V	150kW/204PS	DOHC	TD22142
2.5	M 272.921	2496cc	∅ 88.00	6 Cyl.	24V	150kW/204PS	DOHC	TD20357
3.0	M 272.947	2996cc	∅ 88.00	6 Cyl.	24V	170kW/231PS	DOHC	TD20356
3.0	M 272.948	2996cc	∅ 88.00	6 Cyl.	24V	170kW/231PS	DOHC	TD22968
						FOL190 (x24) [11]		[11] Hydraulic
3.0 Diesel	OM 642.830	2987cc	∅ 83.00	6 Cyl.	24V	170kW/231PS	DOHC	TD23772
3.0 Diesel	OM 642.832	2987cc	∅ 83.00	6 Cyl.	24V	155-170kW/211-231PS	DOHC	TD23751
3.0 Diesel	OM 642.834	2987cc	∅ 83.00	6 Cyl.	24V	195kW/265PS	DOHC	TD26036
3.0 Diesel	OM 642.960	2987cc	∅ 83.00	6 Cyl.	24V	165kW/224PS	DOHC	TD20361
3.0 Diesel	OM 642.961	2987cc	∅ 83.00	6 Cyl.	24V	165kW/224PS	DOHC	TD20986
						FOL249 (x24)	FOL190 (x24) [11]	[11] Hydraulic
3.5	M 272.961	3498cc	∅ 92.90	6 Cyl.	24V	200kW/272PS	DOHC	TD22144
3.5	M 272.971	3498cc	∅ 92.90	6 Cyl.	24V	200kW/272PS	DOHC	TD22145
3.5	M 272.982	3498cc	∅ 92.90	6 Cyl.	24V	215kW/292PS	DOHC	TD23777
3.5	M 276.957	3498cc	∅ 92.90	6 Cyl.	24V	225kW/306PS	DOHC	TD25532
						FOL190 (x24) [11]		[11] Hydraulic
396 CLA Coupe (C117)		01/13→						
1.6	M 270.910	1595cc	∅ 83.00	4 Cyl.	16V	90-115kW/122-156PS	DOHC	TD25820
2.0	M 270.920	1991cc		4 Cyl.	16V	155kW/211PS	DOHC	TD26628
						FOL190 (x16) [11]		[11] Hydraulic
397 CLC (CL203)		05/08→06/11						
1.6	M 271.911	1597cc	∅ 80.00	4 Cyl.	16V	95kW/129PS	DOHC	TD23993
						FOL193 (x16) [11] →eng.31216219 FOL190 (x16) [11] eng.31216220→		[11] Hydraulic
1.8	M 271.946	1796cc	∅ 82.00	4 Cyl.	16V	105-125kW/143-170PS	DOHC	TD17433
						FOL213 (x16)	FOL193 (x16) [11] →eng.31216219 FOL190 (x16) [11] eng.31216220→	[11] Hydraulic
2.5	M 272.920	2496cc	∅ 88.00	6 Cyl.	24V	150kW/204PS	DOHC	TD18425
3.5	M 272.960	3498cc	∅ 92.90	6 Cyl.	24V	200kW/272PS	DOHC	TD18417
						FOL190 (x24) [11]		[11] Hydraulic
398 CLC-Class (CL203)		05/08→06/11						
1.8	M 271.957	1796cc	∅ 82.00	4 Cyl.	16V	120-135kW/163-184PS	DOHC	TD23994
						FOL190 (x16) [11]		[11] Hydraulic


399 CLK (A208) 03/98→03/02

2.0	M 111.941	1998cc	Ø 89.90	4 Cyl.	16V	100kW/136PS	DOHC	TD2133
2.0	M 111.944	1998cc	Ø 89.90	4 Cyl.	16V	132-141kW/180-192PS	DOHC	TD4662
2.0	M 111.945	1998cc	Ø 89.90	4 Cyl.	16V	100kW/136PS	DOHC	TD5236
2.0	M 111.956	1998cc	Ø 89.90	4 Cyl.	16V	120kW/163PS	DOHC	TD16488
CAM693 ■ CAM694 ■							FOL147 (x16) [11]	[11] Hydraulic
2.3	M 111.973	2295cc	Ø 90.90	4 Cyl.	16V	142kW/193PS	DOHC	TD4665
2.3	M 111.982	2295cc	Ø 90.90	4 Cyl.	16V	142kW/193PS	DOHC	TD16884
							FOL147 (x16) [11]	[11] Hydraulic
2.3	M 111.975	2295cc	Ø 90.90	4 Cyl.	16V	142kW/193PS	DOHC	TD4667
CAM694 ■							FOL147 (x16) [11]	[11] Hydraulic

400 CLK (A209) 02/03→03/10

1.8	M 271.940	1796cc	Ø 82.00	4 Cyl.	16V	120kW/163PS	DOHC	TD16883
1.8	M 271.942	1796cc	Ø 82.00	4 Cyl.	16V	125kW/170PS	DOHC	TD16392
1.8	M 271.955	1796cc	Ø 82.00	4 Cyl.	16V	135kW/184PS	DOHC	TD20858
						FOL213 (x16)	FOL193 (x16) [11] →eng.31216219 FOL190 (x16) [11] eng.31216220→	[11] Hydraulic
3.0	M 272.940	2996cc	Ø 88.00	6 Cyl.	24V	170kW/231PS	DOHC	TD18420
							FOL190 (x24) [11]	[11] Hydraulic
3.0 Diesel	OM 642.910	2987cc	Ø 83.00	6 Cyl.	24V	165kW/224PS	DOHC	TD18416
						FOL249 (x24)	FOL190 (x24) [11]	[11] Hydraulic
3.5	M 272.960	3498cc	Ø 92.90	6 Cyl.	24V	200kW/272PS	DOHC	TD18417
							FOL190 (x24) [11]	[11] Hydraulic
5.5	M 273.967	5461cc	Ø 98.00	8 Cyl.	32V	285kW/388PS	DOHC	TD21180
							FOL190 (x32) [11]	[11] Hydraulic

401 CLK (C208) 06/97→06/02

2.0	M 111.944	1998cc	Ø 89.90	4 Cyl.	16V	132-141kW/180-192PS	DOHC	TD4662
2.0	M 111.945	1998cc	Ø 89.90	4 Cyl.	16V	100kW/136PS	DOHC	TD5236
2.0	M 111.956	1998cc	Ø 89.90	4 Cyl.	16V	120kW/163PS	DOHC	TD16488
CAM693 ■ CAM694 ■							FOL147 (x16) [11]	[11] Hydraulic
2.3	M 111.975	2295cc	Ø 90.90	4 Cyl.	16V	142kW/193PS	DOHC	TD4667
CAM694 ■							FOL147 (x16) [11]	[11] Hydraulic
2.3	M 111.973	2295cc	Ø 90.90	4 Cyl.	16V	142kW/193PS	DOHC	TD4665
2.3	M 111.982	2295cc	Ø 90.90	4 Cyl.	16V	142kW/193PS	DOHC	TD16884
							FOL147 (x16) [11]	[11] Hydraulic



402 CLK (C209)		09/02→05/09						
1.8	M 271.940	1796cc	∅ 82.00	4 Cyl.	16V	120kW/163PS	DOHC	TD16883
1.8	M 271.942	1796cc	∅ 82.00	4 Cyl.	16V	125kW/170PS	DOHC	TD16392
1.8	M 271.955	1796cc	∅ 82.00	4 Cyl.	16V	135kW/184PS	DOHC	TD20858
						FOL213 (x16)	FOL193 (x16) [11] →eng.31216219 FOL190 (x16) [11] eng.31216220→	[11] Hydraulic
2.7 Diesel	OM 612.962	2685cc	∅ 88.00	5 Cyl.	20V	125kW/170PS	DOHC	TD15451
							FOL153 (x20) [11]	[11] Hydraulic
3.0	M 272.940	2996cc	∅ 88.00	6 Cyl.	24V	170kW/231PS	DOHC	TD18420
							FOL190 (x24) [11]	[11] Hydraulic
3.0 Diesel	OM 642.910	2987cc	∅ 83.00	6 Cyl.	24V	165kW/224PS	DOHC	TD18416
						FOL249 (x24)	FOL190 (x24) [11]	[11] Hydraulic
3.5	M 272.960	3498cc	∅ 92.90	6 Cyl.	24V	200kW/272PS	DOHC	TD18417
							FOL190 (x24) [11]	[11] Hydraulic
5.5	M 273.965	5461cc	∅ 98.00	8 Cyl.	32V	285kW/388PS	DOHC	TD19212
							FOL190 (x32) [11]	[11] Hydraulic
403 CLS (C218)		01/11→						
3.0 Diesel	OM 642.852	2987cc	∅ 83.00	6 Cyl.	24V	195kW/265PS	DOHC	TD23792
3.0 Diesel	OM 642.853	2987cc	∅ 83.00	6 Cyl.	24V	195kW/265PS	DOHC	TD26065
3.0 Diesel	OM 642.854	2987cc	∅ 83.00	6 Cyl.	24V	195kW/265PS	DOHC	TD26045
3.0 Diesel	OM 642.858	2987cc	∅ 83.00	6 Cyl.	24V	195kW/265PS	DOHC	TD23791
						FOL249 (x24)	FOL190 (x24) [11]	[11] Hydraulic
3.5	M 276.952	3498cc	∅ 92.90	6 Cyl.	24V	185-225kW/252-306PS	DOHC	TD26060
							FOL190 (x24) [11]	[11] Hydraulic
4.7	M 278.922	4663cc	∅ 92.90	8 Cyl.	32V	320kW/435PS	DOHC	TD25516
5.5	M 157.981	5461cc	∅ 98.00	8 Cyl.	32V	386-400kW/525-544PS	DOHC	TD25146
							FOL190 (x32) [11]	[11] Hydraulic
404 CLS (C219)		10/04→12/10						
3.0	M 272.943	2996cc	∅ 88.00	6 Cyl.	24V	170kW/231PS	DOHC	TD18430
							FOL190 (x24) [11]	[11] Hydraulic
3.0 Diesel	OM 642.920	2987cc	∅ 83.00	6 Cyl.	24V	140-165kW/190-224PS	DOHC	TD18431
						FOL249 (x24)	FOL190 (x24) [11]	[11] Hydraulic
3.5	M 272.964	3498cc	∅ 92.90	6 Cyl.	24V	200kW/272PS	DOHC	TD18429
3.5	M 272.985	3498cc	∅ 92.90	6 Cyl.	24V	215kW/292PS	DOHC	TD19889
							FOL190 (x24) [11]	[11] Hydraulic
5.5	M 273.960	5461cc	∅ 97.20	8 Cyl.	32V	285kW/388PS	DOHC	TD20737
							FOL190 (x32) [11]	[11] Hydraulic



405 CLS (X218)		10/12→						
3.0 Diesel	OM 642.853	2987cc	Ø 83.00	6 Cyl.	24V	195kW/265PS	DOHC	TD26065
3.0 Diesel	OM 642.854	2987cc	Ø 83.00	6 Cyl.	24V	195kW/265PS	DOHC	TD26045
3.0 Diesel	OM 642.858	2987cc	Ø 83.00	6 Cyl.	24V	195kW/265PS	DOHC	TD23791
						FOL249 (x24)	FOL190 (x24) [11]	[11] Hydraulic
3.5	M 276.952	3498cc	Ø 92.90	6 Cyl.	24V	185-225kW/252-306PS	DOHC	TD26060
							FOL190 (x24) [11]	[11] Hydraulic
4.7	M 278.922	4663cc	Ø 92.90	8 Cyl.	32V	320kW/435PS	DOHC	TD25516
5.5	M 157.981	5461cc	Ø 98.00	8 Cyl.	32V	386-400kW/525-544PS	DOHC	TD25146
							FOL190 (x32) [11]	[11] Hydraulic
406 Coupe (C123)		04/80→12/85						
2.3	M 102.980	2299cc	Ø 95.50	4 Cyl.	8V	100kW/136PS	SOHC	TD2082
CAM633							FOL82 (x8) [11]	[11] Hydraulic
407 Coupe (C124)		03/87→05/93						
2.2	M 111.960	2199cc	Ø 89.90	4 Cyl.	16V	110kW/150PS	DOHC	TD2134
CAM694							FOL147 (x16) [11]	[11] Hydraulic
2.3	M 102.982	2299cc	Ø 95.50	4 Cyl.	8V	97-100kW/132-136PS	SOHC	TD4656
CAM377			CKS9377				FOL82 (x8) [11]	[11] Hydraulic
3.0	M 103.983	2962cc	Ø 88.50	6 Cyl.	12V	132/140kW/180/190PS	SOHC	TD9437
CAM408							FOL82 (x12) [11]	[11] Hydraulic
3.0	M 104.980	2960cc	Ø 88.50	6 Cyl.	24V	162/170kW/220/231PS	DOHC	TD2110
3.2	M 104.992	3199cc	Ø 89.90	6 Cyl.	24V	162kW/220PS	DOHC	TD2114
CAM659							FOL124 (x24) [11]	[11] Hydraulic
CAM683							→eng.000018 FOL147 (x24) [11] eng.000019→	
408 Coupe (W111)		01/69→12/71						
3.5	M 116.980	3499cc	Ø 92.00	8 Cyl.	16V	147kW/200PS	DOHC	TD2164
						FOL148 (x16)	FOL144 (x16) [11]	[11] Hydraulic
409 E-Class (A124)		06/93→03/98						
2.0	M 111.940	1998cc	Ø 89.90	4 Cyl.	16V	100kW/136PS	DOHC	TD2132
CAM693							FOL147 (x16) [11]	[11] Hydraulic
CAM694								
2.2	M 111.960	2199cc	Ø 89.90	4 Cyl.	16V	110kW/150PS	DOHC	TD2134
CAM694							FOL147 (x16) [11]	[11] Hydraulic
3.2	M 104.992	3199cc	Ø 89.90	6 Cyl.	24V	162kW/220PS	DOHC	TD2114
3.2	M 104.995	3199cc	Ø 89.90	6 Cyl.	24V	162kW/220PS	DOHC	TD4658
3.6	M 104.992 (AMG 3.6)	3606cc	Ø 91.00	6 Cyl.	24V	195-200kW/265-272PS	DOHC	TD9434
CAM659							FOL124 (x24) [11]	[11] Hydraulic
CAM683							→eng.000018 FOL147 (x24) [11] eng.000019→	



410 E-Class (A207)

01/10→

1.8	M 271.820	1796cc	Ø 82.00	4 Cyl.	16V	115-135kW/156-184PS	DOHC	TD23776
1.8	M 271.860	1796cc	Ø 82.00	4 Cyl.	16V	135-150kW/184-204PS	DOHC	TD23724
							FOL190 (x16) [11]	[11] Hydraulic
3.0 Diesel	OM 642.836	2987cc	Ø 83.00	6 Cyl.	24V	170kW/231PS	DOHC	TD23723
3.0 Diesel	OM 642.838	2987cc	Ø 83.00	6 Cyl.	24V	195kW/265PS	DOHC	TD26599
						FOL249 (x24)	FOL190 (x24) [11]	[11] Hydraulic
3.5	M 272.982	3498cc	Ø 92.90	6 Cyl.	24V	215kW/292PS	DOHC	TD23777
3.5	M 272.984	3498cc	Ø 92.90	6 Cyl.	24V	215kW/292PS	DOHC	TD23726
3.5	M 276.957	3498cc	Ø 92.90	6 Cyl.	24V	225kW/306PS	DOHC	TD25532
							FOL190 (x24) [11]	[11] Hydraulic
4.7	M 278.922	4663cc	Ø 92.90	8 Cyl.	32V	320kW/435PS	DOHC	TD25516
5.5	M 273.966	5461cc	Ø 98.00	8 Cyl.	32V	285kW/388PS	DOHC	TD23725
							FOL190 (x32) [11]	[11] Hydraulic

411 E-Class (C124)

06/93→06/97

2.0	M 111.940	1998cc	Ø 89.90	4 Cyl.	16V	100kW/136PS	DOHC	TD2132
CAM693 ■ CAM694 ■							FOL147 (x16) [11]	[11] Hydraulic
2.2	M 111.960	2199cc	Ø 89.90	4 Cyl.	16V	110kW/150PS	DOHC	TD2134
CAM694 ■							FOL147 (x16) [11]	[11] Hydraulic
3.2	M 104.992	3199cc	Ø 89.90	6 Cyl.	24V	162kW/220PS	DOHC	TD2114
3.6	M 104.992 (AMG 3.6)	3606cc	Ø 91.00	6 Cyl.	24V	195-200kW/265-272PS	DOHC	TD9434
CAM659 ■ CAM683 ■							FOL124 (x24) [11] →eng.000018 FOL147 (x24) [11] eng.000019→	[11] Hydraulic

412 E-Class (C207)

01/09→

1.8	M 271.820	1796cc	Ø 82.00	4 Cyl.	16V	115-135kW/156-184PS	DOHC	TD23776
1.8	M 271.860	1796cc	Ø 82.00	4 Cyl.	16V	135-150kW/184-204PS	DOHC	TD23724
							FOL190 (x16) [11]	[11] Hydraulic
3.0 Diesel	OM 642.836	2987cc	Ø 83.00	6 Cyl.	24V	170kW/231PS	DOHC	TD23723
3.0 Diesel	OM 642.838	2987cc	Ø 83.00	6 Cyl.	24V	195kW/265PS	DOHC	TD26599
						FOL249 (x24)	FOL190 (x24) [11]	[11] Hydraulic
3.5	M 272.982	3498cc	Ø 92.90	6 Cyl.	24V	215kW/292PS	DOHC	TD23777
3.5	M 272.984	3498cc	Ø 92.90	6 Cyl.	24V	215kW/292PS	DOHC	TD23726
3.5	M 276.957	3498cc	Ø 92.90	6 Cyl.	24V	225kW/306PS	DOHC	TD25532
							FOL190 (x24) [11]	[11] Hydraulic
4.7	M 278.922	4663cc	Ø 92.90	8 Cyl.	32V	320kW/435PS	DOHC	TD25516
5.5	M 273.966	5461cc	Ø 98.00	8 Cyl.	32V	285kW/388PS	DOHC	TD23725
							FOL190 (x32) [11]	[11] Hydraulic


413 E-Class (S124)

06/93→03/03

2.0	M 111.940	1998cc	Ø 89.90	4 Cyl.	16V	100kW/136PS	DOHC	TD2132
2.0	M 111.942	1998cc	Ø 89.90	4 Cyl.	16V	100kW/136PS	DOHC	TD4660
2.0	M 111.947	1998cc	Ø 89.90	4 Cyl.	16V	137kW/186PS	DOHC	TD9419
2.0	M 111.957	1998cc	Ø 89.90	4 Cyl.	16V	120kW/163PS	DOHC	TD15456
CAM693 ■							FOL147 (x16) [11]	[11] Hydraulic
CAM694 ■								
2.2	M 111.960	2199cc	Ø 89.90	4 Cyl.	16V	110kW/150PS	DOHC	TD2134
CAM694 ■							FOL147 (x16) [11]	[11] Hydraulic
2.5 Diesel	OM 602.962	2497cc	Ø 87.00	5 Cyl.	10V	93kW/126PS	SOHC	TD2217
CAM414							FOL84 (x10) [11]	[11] Hydraulic
2.5 Diesel	OM 605.911	2497cc	Ø 87.00	5 Cyl.	20V	83kW/113PS	DOHC	TD2229
2.5 Diesel	OM 605.912	2497cc	Ø 87.00	5 Cyl.	20V	83kW/113PS	DOHC	TD4678
CAM661 ■								
CAM663 ■								
2.5 Diesel	OM 605.962	2497cc	Ø 87.00	5 Cyl.	20V	110kW/150PS	DOHC	TD9892
CAM662 ■								
CAM663 ■								
2.8	M 104.942	2799cc	Ø 89.90	6 Cyl.	24V	142-145kW/193-197PS	DOHC	TD2107
CAM659 ■							FOL124 (x24) [11] →eng.000018	[11] Hydraulic
CAM683 ■							FOL147 (x24) [11] eng.000019→	
2.9 Diesel	OM 602.982	2874cc	Ø 89.00	5 Cyl.	10V	95kW/129PS	SOHC	TD4675
							FOL84 (x10) [11]	[11] Hydraulic
3.0	M 103.985	2962cc	Ø 88.50	6 Cyl.	12V	132/140kW/180/190PS	SOHC	TD2104
CAM408							FOL82 (x12) [11]	[11] Hydraulic
3.0	M 104.980	2960cc	Ø 88.50	6 Cyl.	24V	162/170kW/220/231PS	DOHC	TD2110
3.2	M 104.992	3199cc	Ø 89.90	6 Cyl.	24V	162kW/220PS	DOHC	TD2114
3.6	M 104.992 (AMG 3.6)	3606cc	Ø 91.00	6 Cyl.	24V	195-200kW/265-272PS	DOHC	TD9434
CAM659 ■							FOL124 (x24) [11] →eng.000018	[11] Hydraulic
CAM683 ■							FOL147 (x24) [11] eng.000019→	

414 E-Class (S210)

06/96→03/03

2.3	M 111.970	2295cc	Ø 90.90	4 Cyl.	16V	110kW/150PS	DOHC	TD4664
CAM694 ■							FOL147 (x16) [11]	[11] Hydraulic
2.7 Diesel	OM 612.961	2685cc	Ø 88.00	5 Cyl.	20V	125kW/170PS	DOHC	TD15455
							FOL153 (x20) [11]	[11] Hydraulic
3.2 Diesel	OM 613.961	3222cc	Ø 88.00	6 Cyl.	24V	145kW/197PS	DOHC	TD15454
							FOL153 (x24) [11]	[11] Hydraulic
4.2	M 119.985	4196cc	Ø 92.00	8 Cyl.	32V	205kW/279PS	SOHC	TD4672
							FOL147 (x32) [11]	[11] Hydraulic



415 E-Class (S211)		03/03→07/09						
1.8	M 271.941	1796cc	∅ 82.00	4 Cyl.	16V	120kW/163PS	DOHC	TD17329
1.8	M 271.956	1796cc	∅ 82.00	4 Cyl.	16V	135kW/184PS	DOHC	TD22141
						FOL213 (x16)	FOL193 (x16) [11] →eng.31216219 FOL190 (x16) [11] eng.31216220→	[11] Hydraulic
2.5	M 272.922	2496cc	∅ 88.00	6 Cyl.	24V	150kW/204PS	DOHC	TD22143
3.0	M 272.943	2996cc	∅ 88.00	6 Cyl.	24V	170kW/231PS	DOHC	TD18430
							FOL190 (x24) [11]	[11] Hydraulic
3.0 Diesel	OM 642.920	2987cc	∅ 83.00	6 Cyl.	24V	140-165kW/190-224PS	DOHC	TD18431
3.0 Diesel	OM 642.921	2987cc	∅ 83.00	6 Cyl.	24V	140kW/190PS	DOHC	TD18428
						FOL249 (x24)	FOL190 (x24) [11]	[11] Hydraulic
3.5	M 272.964	3498cc	∅ 92.90	6 Cyl.	24V	200kW/272PS	DOHC	TD18429
3.5	M 272.972	3498cc	∅ 92.90	6 Cyl.	24V	200kW/272PS	DOHC	TD19145
3.5	M 272.985	3498cc	∅ 92.90	6 Cyl.	24V	215kW/292PS	DOHC	TD19889
							FOL190 (x24) [11]	[11] Hydraulic
5.5	M 273.960	5461cc	∅ 97.20	8 Cyl.	32V	285kW/388PS	DOHC	TD20737
5.5	M 273.962	5461cc	∅ 98.00	8 Cyl.	32V	285kW/388PS	DOHC	TD20990
							FOL190 (x32) [11]	[11] Hydraulic

416 E-Class (S212)		11/09→						
1.8	M 271.820	1796cc	∅ 82.00	4 Cyl.	16V	115-135kW/156-184PS	DOHC	TD23776
1.8	M 271.860	1796cc	∅ 82.00	4 Cyl.	16V	135-150kW/184-204PS	DOHC	TD23724
							FOL190 (x16) [11]	[11] Hydraulic
3.0 Diesel	OM 642.850	2987cc	∅ 83.00	6 Cyl.	24V	155-170kW/211-231PS	DOHC	TD23781
3.0 Diesel	OM 642.852	2987cc	∅ 83.00	6 Cyl.	24V	195kW/265PS	DOHC	TD23792
3.0 Diesel	OM 642.856	2987cc	∅ 83.00	6 Cyl.	24V	170kW/231PS	DOHC	TD23790
3.0 Diesel	OM 642.858	2987cc	∅ 83.00	6 Cyl.	24V	195kW/265PS	DOHC	TD23791
						FOL249 (x24)	FOL190 (x24) [11]	[11] Hydraulic
3.5	M 272.977	3498cc	∅ 92.90	6 Cyl.	24V	200kW/272PS	DOHC	TD23775
3.5	M 272.983	3498cc	∅ 92.90	6 Cyl.	24V	215kW/292PS	DOHC	TD23778
3.5	M 276.952	3498cc	∅ 92.90	6 Cyl.	24V	185-225kW/252-306PS	DOHC	TD26060
							FOL190 (x24) [11]	[11] Hydraulic
4.7	M 278.922	4663cc	∅ 92.90	8 Cyl.	32V	320kW/435PS	DOHC	TD25516
5.5	M 157.980	5461cc	∅ 98.00	8 Cyl.	32V	386-400kW/525-544PS	DOHC	TD25145
5.5	M 157.981	5461cc	∅ 98.00	8 Cyl.	32V	386-400kW/525-544PS	DOHC	TD25146
5.5	M 273.971	5461cc	∅ 98.00	8 Cyl.	32V	285kW/388PS	DOHC	TD23780
							FOL190 (x32) [11]	[11] Hydraulic


417 E-Class (W124)

06/93→06/95

2.0	M 111.940	1998cc	Ø 89.90	4 Cyl.	16V	100kW/136PS	DOHC	TD2132
CAM693 ■ CAM694 ■							FOL147 (x16) [11]	[11] Hydraulic
2.0 Diesel	OM 601.912	1997cc	Ø 87.00	4 Cyl.	8V	53-55kW/72PS	SOHC	TD2207
CAM627							FOL84 (x8) [11]	[11] Hydraulic
2.2	M 111.960	2199cc	Ø 89.90	4 Cyl.	16V	110kW/150PS	DOHC	TD2134
CAM694 ■							FOL147 (x16) [11]	[11] Hydraulic
2.5 Diesel	OM 602.962	2497cc	Ø 87.00	5 Cyl.	10V	93kW/126PS	SOHC	TD2217
CAM414							FOL84 (x10) [11]	[11] Hydraulic
2.5 Diesel	OM 605.911	2497cc	Ø 87.00	5 Cyl.	20V	83kW/113PS	DOHC	TD2229
CAM661 ■ CAM663 ■								
2.8	M 104.942	2799cc	Ø 89.90	6 Cyl.	24V	142-145kW/193-197PS	DOHC	TD2107
CAM659 ■ CAM683 ■							FOL124 (x24) [11] →eng.000018 FOL147 (x24) [11] eng.000019→	[11] Hydraulic
3.0	M 103.985	2962cc	Ø 88.50	6 Cyl.	12V	132/140kW/180/190PS	SOHC	TD2104
CAM408							FOL82 (x12) [11]	[11] Hydraulic
3.2	M 104.992	3199cc	Ø 89.90	6 Cyl.	24V	162kW/220PS	DOHC	TD2114
3.6	M 104.992 (AMG 3.6)	3606cc	Ø 91.00	6 Cyl.	24V	195-200kW/265-272PS	DOHC	TD9434
CAM659 ■ CAM683 ■							FOL124 (x24) [11] →eng.000018 FOL147 (x24) [11] eng.000019→	[11] Hydraulic
4.2	M 119.975	4196cc	Ø 92.00	8 Cyl.	32V	205kW/279PS	DOHC	TD2191
5.0	M 119.974	4973cc	Ø 96.50	8 Cyl.	32V	235-240kW/320-326PS	DOHC	TD2190
							FOL147 (x32) [11]	[11] Hydraulic

418 E-Class (W210)

06/95→03/02

2.0	M 111.942	1998cc	Ø 89.90	4 Cyl.	16V	100kW/136PS	DOHC	TD4660
2.0	M 111.947	1998cc	Ø 89.90	4 Cyl.	16V	137kW/186PS	DOHC	TD9419
2.0	M 111.957	1998cc	Ø 89.90	4 Cyl.	16V	120kW/163PS	DOHC	TD15456
CAM693 ■ CAM694 ■							FOL147 (x16) [11]	[11] Hydraulic
2.3	M 111.970	2295cc	Ø 90.90	4 Cyl.	16V	110kW/150PS	DOHC	TD4664
CAM694 ■							FOL147 (x16) [11]	[11] Hydraulic
2.5 Diesel	OM 605.912	2497cc	Ø 87.00	5 Cyl.	20V	83kW/113PS	DOHC	TD4678
CAM661 ■ CAM663 ■								
2.5 Diesel	OM 605.962	2497cc	Ø 87.00	5 Cyl.	20V	110kW/150PS	DOHC	TD9892
CAM662 ■ CAM663 ■								
2.7 Diesel	OM 612.961	2685cc	Ø 88.00	5 Cyl.	20V	125kW/170PS	DOHC	TD15455
							FOL153 (x20) [11]	[11] Hydraulic
2.8	M 104.945	2799cc	Ø 89.90	6 Cyl.	24V	142kW/193PS	DOHC	TD9423
CAM659 ■ CAM683 ■							FOL147 (x24) [11]	[11] Hydraulic



418 E-Class (W210)

06/95→03/02

2.9 Diesel	OM 602.982	2874cc	∅ 89.00	5 Cyl.	10V	95kW/129PS	SOHC	TD4675
							FOL84 (x10) [11]	[11] Hydraulic
3.2	M 104.995	3199cc	∅ 89.90	6 Cyl.	24V	162kW/220PS	DOHC	TD4658
CAM659 ■ CAM683 ■							FOL124 (x24) [11] →eng.000018 FOL147 (x24) [11] eng.000019→	[11] Hydraulic
3.2 Diesel	OM 613.961	3222cc	∅ 88.00	6 Cyl.	24V	145kW/197PS	DOHC	TD15454
							FOL153 (x24) [11]	[11] Hydraulic
4.2	M 119.985	4196cc	∅ 92.00	8 Cyl.	32V	205kW/279PS	SOHC	TD4672
							FOL147 (x32) [11]	[11] Hydraulic

419 E-Class (W211)

11/02→12/08

1.8	M 271.941	1796cc	∅ 82.00	4 Cyl.	16V	120kW/163PS	DOHC	TD17329
1.8	M 271.956	1796cc	∅ 82.00	4 Cyl.	16V	135kW/184PS	DOHC	TD22141
						FOL213 (x16)	FOL193 (x16) [11] →eng.31216219 FOL190 (x16) [11] eng.31216220→	[11] Hydraulic
2.5	M 272.922	2496cc	∅ 88.00	6 Cyl.	24V	150kW/204PS	DOHC	TD22143
3.0	M 272.943	2996cc	∅ 88.00	6 Cyl.	24V	170kW/231PS	DOHC	TD18430
							FOL190 (x24) [11]	[11] Hydraulic
3.0 Diesel	OM 642.910	2987cc	∅ 83.00	6 Cyl.	24V	165kW/224PS	DOHC	TD18416
3.0 Diesel	OM 642.920	2987cc	∅ 83.00	6 Cyl.	24V	140-165kW/190-224PS	DOHC	TD18431
3.0 Diesel	OM 642.921	2987cc	∅ 83.00	6 Cyl.	24V	140kW/190PS	DOHC	TD18428
						FOL249 (x24)	FOL190 (x24) [11]	[11] Hydraulic
3.5	M 272.964	3498cc	∅ 92.90	6 Cyl.	24V	200kW/272PS	DOHC	TD18429
3.5	M 272.972	3498cc	∅ 92.90	6 Cyl.	24V	200kW/272PS	DOHC	TD19145
3.5	M 272.985	3498cc	∅ 92.90	6 Cyl.	24V	215kW/292PS	DOHC	TD19889
							FOL190 (x24) [11]	[11] Hydraulic
5.5	M 273.960	5461cc	∅ 97.20	8 Cyl.	32V	285kW/388PS	DOHC	TD20737
5.5	M 273.962	5461cc	∅ 98.00	8 Cyl.	32V	285kW/388PS	DOHC	TD20990
							FOL190 (x32) [11]	[11] Hydraulic

420 E-Class (W212)

01/09→

1.8	M 271.820	1796cc	∅ 82.00	4 Cyl.	16V	115-135kW/156-184PS	DOHC	TD23776
1.8	M 271.860	1796cc	∅ 82.00	4 Cyl.	16V	135-150kW/184-204PS	DOHC	TD23724
							FOL190 (x16) [11]	[11] Hydraulic
3.0 Diesel	OM 642.850	2987cc	∅ 83.00	6 Cyl.	24V	155-170kW/211-231PS	DOHC	TD23781
3.0 Diesel	OM 642.852	2987cc	∅ 83.00	6 Cyl.	24V	195kW/265PS	DOHC	TD23792
3.0 Diesel	OM 642.856	2987cc	∅ 83.00	6 Cyl.	24V	170kW/231PS	DOHC	TD23790
3.0 Diesel	OM 642.858	2987cc	∅ 83.00	6 Cyl.	24V	195kW/265PS	DOHC	TD23791
						FOL249 (x24)	FOL190 (x24) [11]	[11] Hydraulic


420 E-Class (W212)

01/09→

3.5	M 272.977	3498cc	Ø 92.90	6 Cyl.	24V	200kW/272PS	DOHC	TD23775
3.5	M 272.982	3498cc	Ø 92.90	6 Cyl.	24V	215kW/292PS	DOHC	TD23777
3.5	M 272.983	3498cc	Ø 92.90	6 Cyl.	24V	215kW/292PS	DOHC	TD23778
3.5	M 276.952	3498cc	Ø 92.90	6 Cyl.	24V	185-225kW/252-306PS	DOHC	TD26060
							FOL190 (x24) [11]	[11] Hydraulic
4.7	M 278.922	4663cc	Ø 92.90	8 Cyl.	32V	320kW/435PS	DOHC	TD25516
5.5	M 157.980	5461cc	Ø 98.00	8 Cyl.	32V	386-400kW/525-544PS	DOHC	TD25145
5.5	M 157.981	5461cc	Ø 98.00	8 Cyl.	32V	386-400kW/525-544PS	DOHC	TD25146
5.5	M 273.970	5461cc	Ø 98.00	8 Cyl.	32V	285kW/388PS	DOHC	TD23779
5.5	M 273.971	5461cc	Ø 98.00	8 Cyl.	32V	285kW/388PS	DOHC	TD23780
							FOL190 (x32) [11]	[11] Hydraulic

421 G-Class (W460)

03/79→07/93

2.3	M 102.979	2299cc	Ø 95.50	4 Cyl.	8V	90kW/122PS	SOHC	TD2081
2.3	M 102.987	2299cc	Ø 95.50	4 Cyl.	8V	90-92kW/122-125PS	SOHC	TD2089
CAM377					CKS9377		FOL82 (x8) [11]	[11] Hydraulic
2.3	M 102.981	2299cc	Ø 95.50	4 Cyl.	8V	92kW/125PS	SOHC	TD2083
CAM633							FOL82 (x8) [11]	[11] Hydraulic
2.3	M 102.989	2299cc	Ø 95.50	4 Cyl.	8V	93kW/126PS	SOHC	TD2091
CAM377							FOL82 (x8) [11]	[11] Hydraulic
2.5 Diesel	OM 602.930	2497cc	Ø 87.00	5 Cyl.	10V	62-69kW/84-94PS	SOHC	TD2213
CAM414							FOL84 (x10) [11]	[11] Hydraulic
3.0 Diesel	OM 603.912	2996cc	Ø 87.00	6 Cyl.	12V	80/83kW/109/113PS	SOHC	TD2218
							FOL84 (x12) [11]	[11] Hydraulic

422 G-Class (W461)

02/90→

2.3	M 102.979	2299cc	Ø 95.50	4 Cyl.	8V	90kW/122PS	SOHC	TD2081
CAM377					CKS9377		FOL82 (x8) [11]	[11] Hydraulic
2.3	M 102.996	2299cc	Ø 95.50	4 Cyl.	8V	92kW/125PS	SOHC	TD11249
2.3	M 102.997	2299cc	Ø 95.50	4 Cyl.	8V	92kW/125PS	SOHC	TD17724
CAM377							FOL82 (x8) [11]	[11] Hydraulic
2.5 Diesel	OM 602.939	2497cc	Ø 87.00	5 Cyl.	10V	68kW/92PS	SOHC	TD9422
CAM414							FOL84 (x10) [11]	[11] Hydraulic
2.7 Diesel	OM 612.966	2685cc	Ø 88.00	5 Cyl.	20V	115kW/156PS	DOHC	TD16895
							FOL153 (x20) [11]	[11] Hydraulic
2.9 Diesel	OM 602.942	2874cc	Ø 89.00	5 Cyl.	10V	70-72kW/95-98PS	SOHC	TD2054
2.9 Diesel	OM 602.983	2874cc	Ø 89.00	5 Cyl.	10V	88kW/120PS	SOHC	TD12910
CAM414							FOL84 (x10) [11]	[11] Hydraulic
3.0 Diesel	OM 642.884	2987cc	Ø 83.00	6 Cyl.	24V	135kW/184PS	DOHC	TD25842
						FOL249 (x24)	FOL190 (x24) [11]	[11] Hydraulic



423 G-Class (W463)

09/89 →

2.3	M 102.989	2299cc	Ø 95.50	4 Cyl.	8V	93kW/126PS	SOHC	TD2091
CAM377							FOL82 (x8) [11]	[11] Hydraulic
2.5 Diesel	OM 602.931	2497cc	Ø 87.00	5 Cyl.	10V	69kW/93PS	SOHC	TD2214
CAM414							FOL84 (x10) [11]	[11] Hydraulic
3.0	M 103.987	2962cc	Ø 88.50	6 Cyl.	12V	132/140kW/180/190PS	SOHC	TD2105
CAM408							FOL82 (x12) [11]	[11] Hydraulic
3.0 Diesel	OM 603.931	2996cc	Ø 87.00	6 Cyl.	12V	80/83kW/109/113PS	SOHC	TD2220
							FOL84 (x12) [11]	[11] Hydraulic
3.0 Diesel	OM 642.886	2987cc	Ø 83.00	6 Cyl.	24V	155kW/211PS	DOHC	TD28072
						FOL249 (x24)		
3.0 Diesel	OM 642.970	2987cc	Ø 83.00	6 Cyl.	24V	165kW/224PS	DOHC	TD20729
						FOL249 (x24)	FOL190 (x24) [11]	[11] Hydraulic
3.2	M 104.996	3199cc	Ø 89.90	6 Cyl.	24V	155kW/211PS	DOHC	TD11251
CAM659 ■ CAM683 ■							FOL147 (x24) [11]	[11] Hydraulic
3.5 Diesel	OM 603.972	3449cc	Ø 89.00	6 Cyl.	12V	100kW/136PS	SOHC	TD2226
							FOL84 (x12) [11]	[11] Hydraulic
5.5	M 157.980	5461cc	Ø 98.00	8 Cyl.	32V	386-400kW/525-544PS	DOHC	TD25145
5.5	M 273.963	5461cc	Ø 98.00	8 Cyl.	32V	285kW/388PS	DOHC	TD19209
							FOL190 (x32) [11]	[11] Hydraulic

424 GLA-Class (X156)

12/13 →

1.6	M 270.910	1595cc	Ø 83.00	4 Cyl.	16V	90-115kW/122-156PS	DOHC	TD25820
2.0	M 270.920	1991cc		4 Cyl.	16V	155kW/211PS	DOHC	TD26628
							FOL190 (x16) [11]	[11] Hydraulic

425 GL-Class (X164)

09/06 →

3.0 Diesel	OM 642.820	2987cc	Ø 83.00	6 Cyl.	24V	155kW/211PS	DOHC	TD23810
3.0 Diesel	OM 642.822	2987cc	Ø 83.00	6 Cyl.	24V	165kW/224PS	DOHC	TD19207
3.0 Diesel	OM 642.940	2987cc	Ø 83.00	6 Cyl.	24V	140-165kW/190-224PS	DOHC	TD18197
						FOL249 (x24)	FOL190 (x24) [11]	[11] Hydraulic
4.7	M 273.923	4663cc	Ø 92.90	8 Cyl.	32V	250kW/340PS	DOHC	TD19210
5.5	M 273.963	5461cc	Ø 98.00	8 Cyl.	32V	285kW/388PS	DOHC	TD19209
							FOL190 (x32) [11]	[11] Hydraulic

426 GL-Class (X166)

07/12 →

3.0 Diesel	OM 642.826	2987cc	Ø 83.00	6 Cyl.	24V	190kW/258PS	DOHC	TD26600
						FOL249 (x24)	FOL190 (x24) [11]	[11] Hydraulic
4.7	M 278.928	4663cc	Ø 92.90	8 Cyl.	32V	300kW/408PS	DOHC	TD26364
5.5	M 157.982	5461cc	Ø 98.00	8 Cyl.	32V	410kW/558PS	DOHC	TD27713
							FOL190 (x32) [11]	[11] Hydraulic



427 GLK-Class (X204)		06/08→						
3.0	M 272.948	2996cc	Ø 88.00	6 Cyl.	24V	170kW/231PS	DOHC	TD22968
							FOL190 (x24) [11]	[11] Hydraulic
3.0 Diesel	OM 642.832	2987cc	Ø 83.00	6 Cyl.	24V	155-170kW/211-231PS	DOHC	TD23751
3.0 Diesel	OM 642.835	2987cc	Ø 83.00	6 Cyl.	24V	195kW/265PS	DOHC	TD26840
3.0 Diesel	OM 642.961	2987cc	Ø 83.00	6 Cyl.	24V	165kW/224PS	DOHC	TD20986
						FOL249 (x24)	FOL190 (x24) [11]	[11] Hydraulic
3.5	M 272.971	3498cc	Ø 92.90	6 Cyl.	24V	200kW/272PS	DOHC	TD22145
3.5	M 276.957	3498cc	Ø 92.90	6 Cyl.	24V	225kW/306PS	DOHC	TD25532
							FOL190 (x24) [11]	[11] Hydraulic
428 Kombi Estate (S123)		04/80→11/85						
2.0	M 102.920	1997cc	Ø 89.00	4 Cyl.	8V	66/77kW/90/105PS	SOHC	TD2063
2.0	M 102.939	1997cc	Ø 89.00	4 Cyl.	8V	62/93kW/84/126PS	SOHC	TD2069
2.3	M 102.980	2299cc	Ø 95.50	4 Cyl.	8V	100kW/136PS	SOHC	TD2082
CAM633							FOL82 (x8) [11]	[11] Hydraulic
429 Kombi Estate (S124)		09/85→07/93						
2.0	M 102.922	1997cc	Ø 89.00	4 Cyl.	8V	62/93kW/84/126PS	SOHC	TD2065
2.0	M 102.962	1997cc	Ø 89.00	4 Cyl.	8V	62/93kW/84/126PS	SOHC	TD4655
2.0	M 102.963	1997cc	Ø 89.00	4 Cyl.	8V	62/93kW/84/126PS	SOHC	TD2078
CAM377			CKS9377				FOL82 (x8) [11]	[11] Hydraulic
2.0	M 111.940	1998cc	Ø 89.90	4 Cyl.	16V	100kW/136PS	DOHC	TD2132
CAM693 ■ CAM694 ■							FOL147 (x16) [11]	[11] Hydraulic
2.0 Diesel	OM 601.912	1997cc	Ø 87.00	4 Cyl.	8V	53-55kW/72PS	SOHC	TD2207
CAM627							FOL84 (x8) [11]	[11] Hydraulic
2.2	M 111.960	2199cc	Ø 89.90	4 Cyl.	16V	110kW/150PS	DOHC	TD2134
CAM694 ■							FOL147 (x16) [11]	[11] Hydraulic
2.3	M 102.982	2299cc	Ø 95.50	4 Cyl.	8V	97-100kW/132-136PS	SOHC	TD4656
CAM377			CKS9377				FOL82 (x8) [11]	[11] Hydraulic
2.5 Diesel	OM 602.912	2497cc	Ø 87.00	5 Cyl.	10V	66-69kW/90-94PS	SOHC	TD2212
2.5 Diesel	OM 602.962	2497cc	Ø 87.00	5 Cyl.	10V	93kW/126PS	SOHC	TD2217
CAM414							FOL84 (x10) [11]	[11] Hydraulic
2.6	M 103.940	2599cc	Ø 82.90	6 Cyl.	12V	117kW/159PS	SOHC	TD9435
CAM408							FOL82 (x12) [11]	[11] Hydraulic
2.8	M 104.942	2799cc	Ø 89.90	6 Cyl.	24V	142-145kW/193-197PS	DOHC	TD2107
CAM659 ■ CAM683 ■							FOL124 (x24) [11] →eng.000018 FOL147 (x24) [11] eng.000019→	[11] Hydraulic
3.0	M 103.983	2962cc	Ø 88.50	6 Cyl.	12V	132/140kW/180/190PS	SOHC	TD9437
3.0	M 103.985	2962cc	Ø 88.50	6 Cyl.	12V	132/140kW/180/190PS	SOHC	TD2104
CAM408							FOL82 (x12) [11]	[11] Hydraulic



429 Kombi Estate (S124)

09/85→07/93

3.0	M 104.980	2960cc	∅ 88.50	6 Cyl.	24V	162/170kW/220/231PS	DOHC	TD2110
CAM659							FOL124 (x24) [11] →eng.000018 FOL147 (x24) [11] eng.000019→	[11] Hydraulic
3.0 Diesel	OM 603.912	2996cc	∅ 87.00	6 Cyl.	12V	80/83kW/109/113PS	SOHC	TD2218
							FOL84 (x12) [11]	[11] Hydraulic
3.2	M 104.992	3199cc	∅ 89.90	6 Cyl.	24V	162kW/220PS	DOHC	TD2114
CAM659							FOL124 (x24) [11] →eng.000018 FOL147 (x24) [11] eng.000019→	[11] Hydraulic

430 MB100 (KPA)

10/01→05/05

2.9 Diesel	OM 662.911	2874cc	∅ 89.00	5 Cyl.	10V	70kW/95PS		TD22700
CAM414							FOL84 (x10) [11]	[11] Hydraulic

431 M-Class (W163)

02/98→06/05

2.3	M 111.977	2295cc	∅ 90.90	4 Cyl.	16V	110kW/150PS	DOHC	TD10948
CAM694							FOL147 (x16) [11]	[11] Hydraulic
2.7 Diesel	OM 612.963	2685cc	∅ 88.00	5 Cyl.	20V	120kW/163PS	DOHC	TD17009
							FOL153 (x20) [11]	[11] Hydraulic

432 M-Class (W164)

07/05→

3.0 Diesel	OM 642.820	2987cc	∅ 83.00	6 Cyl.	24V	155kW/211PS	DOHC	TD23810
3.0 Diesel	OM 642.832	2987cc	∅ 83.00	6 Cyl.	24V	155-170kW/211-231PS	DOHC	TD23751
3.0 Diesel	OM 642.940	2987cc	∅ 83.00	6 Cyl.	24V	140-165kW/190-224PS	DOHC	TD18197
						FOL249 (x24)	FOL190 (x24) [11]	[11] Hydraulic
5.5	M 273.963	5461cc	∅ 98.00	8 Cyl.	32V	285kW/388PS	DOHC	TD19209
							FOL190 (x32) [11]	[11] Hydraulic

433 M-Class (W166)

06/11→

3.0 Diesel	OM 642.826	2987cc	∅ 83.00	6 Cyl.	24V	190kW/258PS	DOHC	TD26600
						FOL249 (x24)	FOL190 (x24) [11]	[11] Hydraulic
3.5	M 276.955	3498cc	∅ 92.90	6 Cyl.	24V	225kW/306PS	DOHC	TD26601
							FOL190 (x24) [11]	[11] Hydraulic
4.7	M 278.928	4663cc	∅ 92.90	8 Cyl.	32V	300kW/408PS	DOHC	TD26364
5.5	M 157.980	5461cc	∅ 98.00	8 Cyl.	32V	386-400kW/525-544PS	DOHC	TD25145
5.5	M 157.982	5461cc	∅ 98.00	8 Cyl.	32V	410kW/558PS	DOHC	TD27713
							FOL190 (x32) [11]	[11] Hydraulic


434 R-Class (W251, V251)

01/06→

3.0	M 272.945	2996cc	Ø 88.00	6 Cyl.	24V	170kW/231PS	DOHC	TD20570
							FOL190 (x24) [11]	[11] Hydraulic
3.0 Diesel	OM 642.870	2987cc	Ø 83.00	6 Cyl.	24V	155kW/211PS	DOHC	TD24810
3.0 Diesel	OM 642.872	2987cc	Ø 83.00	6 Cyl.	24V	195kW/265PS	DOHC	TD25098
3.0 Diesel	OM 642.950	2987cc	Ø 83.00	6 Cyl.	24V	140kW/190PS	DOHC	TD19206
						FOL249 (x24)	FOL190 (x24) [11]	[11] Hydraulic
3.5	M 272.967	3498cc	Ø 92.90	6 Cyl.	24V	200kW/272PS	DOHC	TD19148
3.5	M 276.958	3498cc	Ø 92.90	6 Cyl.	24V	225kW/306PS	DOHC	TD26365
							FOL190 (x24) [11]	[11] Hydraulic
5.5	M 273.963	5461cc	Ø 98.00	8 Cyl.	32V	285kW/388PS	DOHC	TD19209
							FOL190 (x32) [11]	[11] Hydraulic

435 Saloon (W123)

04/80→12/85

2.0	M 102.920	1997cc	Ø 89.00	4 Cyl.	8V	66/77kW/90/105PS	SOHC	TD2063
2.0	M 102.939	1997cc	Ø 89.00	4 Cyl.	8V	62/93kW/84/126PS	SOHC	TD2069
2.3	M 102.980	2299cc	Ø 95.50	4 Cyl.	8V	100kW/136PS	SOHC	TD2082
CAM633							FOL82 (x8) [11]	[11] Hydraulic

436 Saloon (W124)

12/84→06/93

2.0	M 102.922	1997cc	Ø 89.00	4 Cyl.	8V	62/93kW/84/126PS	SOHC	TD2065
2.0	M 102.963	1997cc	Ø 89.00	4 Cyl.	8V	62/93kW/84/126PS	SOHC	TD2078
CAM377				CKS9377			FOL82 (x8) [11]	[11] Hydraulic
2.0	M 111.940	1998cc	Ø 89.90	4 Cyl.	16V	100kW/136PS	DOHC	TD2132
CAM693 ■							FOL147 (x16) [11]	[11] Hydraulic
CAM694 ■								
2.0 Diesel	OM 601.912	1997cc	Ø 87.00	4 Cyl.	8V	53-55kW/72PS	SOHC	TD2207
CAM627							FOL84 (x8) [11]	[11] Hydraulic
2.2	M 111.960	2199cc	Ø 89.90	4 Cyl.	16V	110kW/150PS	DOHC	TD2134
CAM694 ■							FOL147 (x16) [11]	[11] Hydraulic
2.3	M 102.982	2299cc	Ø 95.50	4 Cyl.	8V	97-100kW/132-136PS	SOHC	TD4656
CAM377				CKS9377			FOL82 (x8) [11]	[11] Hydraulic
2.5 Diesel	OM 602.912	2497cc	Ø 87.00	5 Cyl.	10V	66-69kW/90-94PS	SOHC	TD2212
2.5 Diesel	OM 602.962	2497cc	Ø 87.00	5 Cyl.	10V	93kW/126PS	SOHC	TD2217
CAM414							FOL84 (x10) [11]	[11] Hydraulic
2.6	M 103.940	2599cc	Ø 82.90	6 Cyl.	12V	117kW/159PS	SOHC	TD9435
2.6	M 103.943	2599cc	Ø 82.90	6 Cyl.	12V	118kW/160PS	SOHC	TD2098
CAM408							FOL82 (x12) [11]	[11] Hydraulic
2.8	M 104.942	2799cc	Ø 89.90	6 Cyl.	24V	142-145kW/193-197PS	DOHC	TD2107
CAM659 ■							FOL124 (x24) [11]	[11] Hydraulic
CAM683 ■							→eng.000018 FOL147 (x24) [11] eng.000019→	



436 Saloon (W124)		12/84→06/93						
3.0	M 103.980	2962cc	∅ 88.50	6 Cyl.	12V	132/140kW/180/190PS	SOHC	TD2099
3.0	M 103.983	2962cc	∅ 88.50	6 Cyl.	12V	132/140kW/180/190PS	SOHC	TD9437
3.0	M 103.985	2962cc	∅ 88.50	6 Cyl.	12V	132/140kW/180/190PS	SOHC	TD2104
CAM408							FOL82 (x12) [11]	[11] Hydraulic
3.0	M 104.980	2960cc	∅ 88.50	6 Cyl.	24V	162/170kW/220/231PS	DOHC	TD2110
CAM659 ■ CAM683 ■							FOL124 (x24) [11] →eng.000018 FOL147 (x24) [11] eng.000019→	[11] Hydraulic
3.0 Diesel	OM 603.912	2996cc	∅ 87.00	6 Cyl.	12V	80/83kW/109/113PS	SOHC	TD2218
3.0 Diesel	OM 603.913	2996cc	∅ 87.00	6 Cyl.	12V	80/83kW/109/113PS	SOHC	TD2219
							FOL84 (x12) [11]	[11] Hydraulic
3.2	M 104.992	3199cc	∅ 89.90	6 Cyl.	24V	162kW/220PS	DOHC	TD2114
CAM659 ■ CAM683 ■							FOL124 (x24) [11] →eng.000018 FOL147 (x24) [11] eng.000019→	[11] Hydraulic
3.5 Diesel	OM 603.971	3449cc	∅ 89.00	6 Cyl.	12V	110kW/150PS	SOHC	TD2225
							FOL84 (x12) [11]	[11] Hydraulic
4.2	M 119.975	4196cc	∅ 92.00	8 Cyl.	32V	205kW/279PS	DOHC	TD2191
5.0	M 119.974	4973cc	∅ 96.50	8 Cyl.	32V	235-240kW/320-326PS	DOHC	TD2190
							FOL147 (x32) [11]	[11] Hydraulic
437 S-Class (C126)		10/81→06/91						
3.8	M 116.963	3839cc	∅ 88.00	8 Cyl.	16V	150kW/204PS	DOHC	TD4669
CAM637 ■ CAM638 ■						FOL148 (x16)	FOL144 (x16) [11]	[11] Hydraulic
4.2	M 116.965	4196cc	∅ 92.00	8 Cyl.	16V	150-170kW/204-231PS	SOHC	TD2163
						FOL148 (x16)	FOL144 (x16) [11]	[11] Hydraulic
5.6	M 117.968	5547cc	∅ 96.50	8 Cyl.	16V	178-220kW/242-300PS	SOHC	TD2178
CAM628 ■ CAM629 ■						FOL148 (x16)	FOL144 (x16) [11]	[11] Hydraulic
438 S-Class (C140)		07/92→02/99						
5.0	M 119.970	4973cc	∅ 96.50	8 Cyl.	32V	235kW/320PS	DOHC	TD2187
							FOL124 (x32) [11] →eng.000018 FOL147 (x32) [11] eng.000019→	[11] Hydraulic
6.0	M 120.980	5987cc	∅ 89.00	12 Cyl.	48V	290-300kW/394-408PS	DOHC	TD2192
6.0	M 120.982	5987cc	∅ 89.00	12 Cyl.	48V	290-300kW/394-408PS	DOHC	TD20347
							FOL147 (x48) [11]	[11] Hydraulic



439 S-Class (C216)		06/06→							
4.7	M 278.920	4663cc	∅ 92.90	8 Cyl.	32V	320kW/435PS	DOHC	TD25072	
5.5	M 157.980	5461cc	∅ 98.00	8 Cyl.	32V	386-400kW/525-544PS	DOHC	TD25145	
5.5	M 273.961	5461cc	∅ 97.20	8 Cyl.	32V	285kW/388PS	DOHC	TD19147	
5.5	M 273.968	5461cc	∅ 98.00	8 Cyl.	32V	285kW/388PS	DOHC	TD20908	
							FOL190 (x32) [11]	[11] Hydraulic	
440 S-Class (W108, W109)		01/70→08/72							
3.5	M 116.980	3499cc	∅ 92.00	8 Cyl.	16V	147kW/200PS	DOHC	TD2164	
3.5	M 116.981	3499cc	∅ 92.00	8 Cyl.	16V	147kW/200PS	DOHC	TD2165	
					FOL148 (x16)	FOL144 (x16) [11]	[11] Hydraulic		
441 S-Class (W116)		08/72→04/80							
3.5	M 116.983	3499cc	∅ 92.00	8 Cyl.	16V	147kW/200PS	DOHC	TD2167	
3.5	M 116.985	3499cc	∅ 92.00	8 Cyl.	16V	143-152kW/195-205PS	DOHC	TD2169	
4.5	M 117.983	4520cc	∅ 92.00	8 Cyl.	16V	143-165kW/195-225PS	SOHC	TD2182	
4.5	M 117.985	4520cc	∅ 92.00	8 Cyl.	16V	143-165kW/195-225PS	DOHC	TD5051	
4.5	M 117.986	4520cc	∅ 92.00	8 Cyl.	16V	143-165kW/195-225PS	DOHC	TD2185	
					FOL148 (x16)	FOL144 (x16) [11]	[11] Hydraulic		
442 S-Class (W126)		12/79→06/91							
2.6	M 103.941	2599cc	∅ 82.90	6 Cyl.	12V	117kW/159PS	SOHC	TD2096	
3.0	M 103.981	2962cc	∅ 88.50	6 Cyl.	12V	132/140kW/180/190PS	SOHC	TD9436	
CAM408							FOL82 (x12) [11]	[11] Hydraulic	
3.8	M 116.960	3818cc	∅ 92.00	8 Cyl.	16V	160kW/218PS	DOHC	TD2158	
					FOL148 (x16)	FOL144 (x16) [11]	[11] Hydraulic		
3.8	M 116.963	3839cc	∅ 88.00	8 Cyl.	16V	150kW/204PS	DOHC	TD4669	
CAM637 ■ CAM638 ■							FOL148 (x16)	FOL144 (x16) [11]	[11] Hydraulic
3.8	M 116.961	3839cc	∅ 88.00	8 Cyl.	16V	120-160kW/163-218PS	DOHC	TD2159	
4.2	M 116.965	4196cc	∅ 92.00	8 Cyl.	16V	150-170kW/204-231PS	SOHC	TD2163	
					FOL148 (x16)	FOL144 (x16) [11]	[11] Hydraulic		
5.6	M 117.968	5547cc	∅ 96.50	8 Cyl.	16V	178-220kW/242-300PS	SOHC	TD2178	
CAM628 ■ CAM629 ■							FOL148 (x16)	FOL144 (x16) [11]	[11] Hydraulic
443 S-Class (W140)		02/91→10/98							
2.8	M 104.944	2799cc	∅ 89.90	6 Cyl.	24V	142-145kW/193-197PS	DOHC	TD2109	
CAM659 ■ CAM683 ■							FOL147 (x24) [11]	[11] Hydraulic	
3.2	M 104.990	3199cc	∅ 89.90	6 Cyl.	24V	170kW/231PS	DOHC	TD2112	
CAM659 ■ CAM683 ■							FOL124 (x24) [11] →eng.000018 FOL147 (x24) [11] eng.000019→	[11] Hydraulic	



443 S-Class (W140)

02/91→10/98

3.2	M 104.994	3199cc	Ø 89.90	6 Cyl.	24V	170kW/231PS	DOHC	TD11250
CAM659 ■ CAM683 ■							FOL124 (x24) [11] →eng.000018 FOL147 (x24) [11] eng.000019→	[11] Hydraulic
3.5 Diesel	OM 603.971	3449cc	Ø 89.00	6 Cyl.	12V	110kW/150PS	SOHC	TD2225
							FOL84 (x12) [11]	[11] Hydraulic
5.0	M 119.970	4973cc	Ø 96.50	8 Cyl.	32V	235kW/320PS	DOHC	TD2187
5.0	M 119.980	4973cc	Ø 96.50	8 Cyl.	32V	235kW/320PS	DOHC	TD19044
							FOL124 (x32) [11] →eng.000018 FOL147 (x32) [11] eng.000019→	[11] Hydraulic
6.0	M 120.980	5987cc	Ø 89.00	12 Cyl.	48V	290-300kW/394-408PS	DOHC	TD2192
6.0	M 120.982	5987cc	Ø 89.00	12 Cyl.	48V	290-300kW/394-408PS	DOHC	TD20347
							FOL147 (x48) [11]	[11] Hydraulic

444 S-Class (W220)

08/99→09/02

3.2 Diesel	OM 613.960	3222cc	Ø 88.00	6 Cyl.	24V	145kW/197PS	DOHC	TD15461
							FOL153 (x24) [11]	[11] Hydraulic

445 S-Class (W221)

10/05→

3.0 Diesel	OM 642.862	2987cc	Ø 83.00	6 Cyl.	24V	190kW/258PS	DOHC	TD26082
3.0 Diesel	OM 642.868	2987cc	Ø 83.00	6 Cyl.	24V	190kW/258PS	DOHC	TD25099
3.0 Diesel	OM 642.930	2987cc	Ø 83.00	6 Cyl.	24V	173kW/235PS	DOHC	TD19213
3.0 Diesel	OM 642.932	2987cc	Ø 83.00	6 Cyl.	24V	173kW/235PS	DOHC	TD23761
						FOL249 (x24)	FOL190 (x24) [11]	[11] Hydraulic
3.5	M 272.965	3498cc	Ø 92.90	6 Cyl.	24V	200kW/272PS	DOHC	TD19146
3.5	M 272.974	3498cc	Ø 92.90	6 Cyl.	24V	200-205kW/272-279PS	DOHC	TD24808
3.5	M 272.975	3498cc	Ø 92.90	6 Cyl.	24V	200kW/272PS	DOHC	TD23759
3.5	M 276.950	3498cc	Ø 92.90	6 Cyl.	24V	225kW/306PS	DOHC	TD26370
							FOL190 (x24) [11]	[11] Hydraulic
4.7	M 273.922	4663cc	Ø 92.90	8 Cyl.	32V	250kW/340PS	DOHC	TD22146
4.7	M 273.924	4663cc	Ø 92.90	8 Cyl.	32V	250kW/340PS	DOHC	TD23760
4.7	M 278.932	4663cc	Ø 92.90	8 Cyl.	32V	320kW/435PS	DOHC	TD26083
5.5	M 157.980	5461cc	Ø 98.00	8 Cyl.	32V	386-400kW/525-544PS	DOHC	TD25145
5.5	M 273.961	5461cc	Ø 97.20	8 Cyl.	32V	285kW/388PS	DOHC	TD19147
5.5	M 273.968	5461cc	Ø 98.00	8 Cyl.	32V	285kW/388PS	DOHC	TD20908
							FOL190 (x32) [11]	[11] Hydraulic

446 S-Class (W222)

05/13→

3.0 Diesel	OM 642.861	2987cc	Ø 83.00	6 Cyl.	24V	190kW/258PS	DOHC	TD27896
						FOL249 (x24)		



447 SL (C107)		01/72→08/85						
3.5	M 116.982	3499cc	∅ 92.00	8 Cyl.	16V	143-147kW/194-200PS	DOHC	TD2166
3.5	M 116.984	3499cc	∅ 92.00	8 Cyl.	16V	143-147kW/194-200PS	DOHC	TD2168
3.8	M 116.960	3818cc	∅ 92.00	8 Cyl.	16V	160kW/218PS	DOHC	TD2158
3.8	M 116.961	3839cc	∅ 88.00	8 Cyl.	16V	120-160kW/163-218PS	DOHC	TD2159
						FOL148 (x16)	FOL144 (x16) [11]	[11] Hydraulic
3.8	M 116.963	3839cc	∅ 88.00	8 Cyl.	16V	150kW/204PS	DOHC	TD4669
	CAM637 ■ CAM638 ■					FOL148 (x16)	FOL144 (x16) [11]	[11] Hydraulic
4.5	M 117.982	4520cc	∅ 92.00	8 Cyl.	16V	143-165kW/195-225PS	DOHC	TD4671
4.5	M 117.985	4520cc	∅ 92.00	8 Cyl.	16V	143-165kW/195-225PS	DOHC	TD5051
						FOL148 (x16)	FOL144 (x16) [11]	[11] Hydraulic
448 SL (R107)		05/71→08/89						
3.0	M 103.982	2962cc	∅ 88.50	6 Cyl.	12V	132/140kW/180/190PS	SOHC	TD9444
	CAM408						FOL82 (x12) [11]	[11] Hydraulic
3.5	M 116.982	3499cc	∅ 92.00	8 Cyl.	16V	143-147kW/194-200PS	DOHC	TD2166
3.5	M 116.984	3499cc	∅ 92.00	8 Cyl.	16V	143-147kW/194-200PS	DOHC	TD2168
3.8	M 116.960	3818cc	∅ 92.00	8 Cyl.	16V	160kW/218PS	DOHC	TD2158
3.8	M 116.962	3839cc	∅ 88.00	8 Cyl.	16V	150kW/204PS	DOHC	TD2160
4.2	M 116.964	4196cc	∅ 92.00	8 Cyl.	16V	150-160kW/204-218PS	DOHC	TD2162
4.5	M 117.982	4520cc	∅ 92.00	8 Cyl.	16V	143-165kW/195-225PS	DOHC	TD4671
4.5	M 117.985	4520cc	∅ 92.00	8 Cyl.	16V	143-165kW/195-225PS	DOHC	TD5051
						FOL148 (x16)	FOL144 (x16) [11]	[11] Hydraulic
449 SL (R129)		03/89→10/01						
2.8	M 104.943	2799cc	∅ 89.90	6 Cyl.	24V	142-150kW/193-204PS	DOHC	TD2108
	CAM659 ■ CAM683 ■						FOL147 (x24) [11]	[11] Hydraulic
3.0	M 103.984	2962cc	∅ 88.50	6 Cyl.	12V	132/140kW/180/190PS	SOHC	TD2103
	CAM408						FOL82 (x12) [11]	[11] Hydraulic
3.0	M 104.981	2960cc	∅ 88.50	6 Cyl.	24V	162/170kW/220/231PS	DOHC	TD2111
	CAM659 ■ CAM683 ■						FOL124 (x24) [11] →eng.000018 FOL147 (x24) [11] eng.000019→	[11] Hydraulic
3.2	M 104.991	3199cc	∅ 89.90	6 Cyl.	24V	170kW/231PS	DOHC	TD2113
	CAM659 ■ CAM683 ■						FOL147 (x24) [11]	[11] Hydraulic
5.0	M 119.960	4973cc	∅ 96.50	8 Cyl.	32V	235-240kW/320-326PS	DOHC	TD2186
5.0	M 119.972	4973cc	∅ 96.50	8 Cyl.	32V	235-240kW/320-326PS	DOHC	TD2189
5.0	M 119.982	4973cc	∅ 96.50	8 Cyl.	32V	235kW/320PS	DOHC	TD20346
							FOL147 (x32) [11]	[11] Hydraulic
6.0	M 120.980	5987cc	∅ 89.00	12 Cyl.	48V	290-300kW/394-408PS	DOHC	TD2192
6.0	M 120.981	5987cc	∅ 89.00	12 Cyl.	48V	280-290kW/381-394PS	DOHC	TD2193
6.0	M 120.983	5987cc	∅ 89.00	12 Cyl.	48V	290kW/394PS	DOHC	TD11496
							FOL147 (x48) [11]	[11] Hydraulic



450 SL (R230)		03/06→01/12						
3.0	M 272.949	2996cc	Ø 88.00	6 Cyl.	24V	170kW/231PS	DOHC	TD20863
3.5	M 272.966	3498cc	Ø 92.90	6 Cyl.	24V	200kW/272PS	DOHC	TD20926
3.5	M 272.968	3498cc	Ø 92.90	6 Cyl.	24V	232kW/316PS	DOHC	TD20861
						FOL190 (x24) [11]		[11] Hydraulic
5.5	M 273.965	5461cc	Ø 98.00	8 Cyl.	32V	285kW/388PS	DOHC	TD19212
						FOL190 (x32) [11]		[11] Hydraulic
451 SL (R231)		01/12→						
4.7	M 278.927	4663cc	Ø 92.90	8 Cyl.	32V	320kW/435PS	DOHC	TD26366
5.5	M 157.983	5461cc	Ø 98.00	8 Cyl.	32V	395/415kW/537/564PS	DOHC	TD26367
						FOL190 (x32) [11]		[11] Hydraulic
452 SLK (R170)		09/96→04/04						
2.0	M 111.943	1998cc	Ø 89.90	4 Cyl.	16V	132-141kW/180-192PS	DOHC	TD4661
2.0	M 111.946	1998cc	Ø 89.90	4 Cyl.	16V	100kW/136PS	DOHC	TD4663
2.0	M 111.958	1998cc	Ø 89.90	4 Cyl.	16V	120kW/163PS	DOHC	TD14749
	CAM693 ■ CAM694 ■					FOL147 (x16) [11]		[11] Hydraulic
2.3	M 111.973	2295cc	Ø 90.90	4 Cyl.	16V	142kW/193PS	DOHC	TD4665
2.3	M 111.983	2295cc	Ø 90.90	4 Cyl.	16V	145kW/197PS	DOHC	TD14750
						FOL147 (x16) [11]		[11] Hydraulic
453 SLK (R171)		03/04→02/11						
1.8	M 271.944	1796cc	Ø 82.00	4 Cyl.	16V	120kW/163PS	DOHC	TD17432
1.8	M 271.954	1796cc	Ø 82.00	4 Cyl.	16V	135kW/184PS	DOHC	TD21027
						FOL213 (x16)	FOL193 (x16) [11] →eng.31216219 FOL190 (x16) [11] eng.31216220→	[11] Hydraulic
3.0	M 272.942	2996cc	Ø 88.00	6 Cyl.	24V	170kW/231PS	DOHC	TD18427
3.5	M 272.963	3498cc	Ø 92.90	6 Cyl.	24V	200kW/272PS	DOHC	TD18434
3.5	M 272.969	3498cc	Ø 92.90	6 Cyl.	24V	224kW/305PS	DOHC	TD21028
						FOL190 (x24) [11]		[11] Hydraulic
454 SLK (R172)		02/11→						
1.8	M 271.860	1796cc	Ø 82.00	4 Cyl.	16V	135-150kW/184-204PS	DOHC	TD23724
						FOL190 (x16) [11]		[11] Hydraulic
3.5	M 276.956	3498cc	Ø 92.90	6 Cyl.	24V	225kW/306PS	DOHC	TD26081
						FOL190 (x24) [11]		[11] Hydraulic


455 Sprinter (901, 902) 01/95→05/06

2.3	M 111.979	2295cc	Ø 90.90	4 Cyl.	16V	105kW/143PS	DOHC	TD5241
CAM694							FOL147 (x16) [11]	[11] Hydraulic
2.3	M 111.984	2295cc	Ø 90.90	4 Cyl.	16V	92-105kW/125-143PS	DOHC	TD17850
							FOL147 (x16) [11]	[11] Hydraulic
2.3 Diesel	OM 601.943	2299cc	Ø 89.00	4 Cyl.	8V	58kW/79PS	SOHC	TD5400
CAM627							FOL84 (x8) [11]	[11] Hydraulic
2.9 Diesel	OM 602.980	2874cc	Ø 89.00	5 Cyl.	10V	75-90kW/102-122PS	SOHC	TD8032
CAM414							FOL84 (x10) [11]	[11] Hydraulic

456 Sprinter (903) 02/95→05/06

2.3	M 111.979	2295cc	Ø 90.90	4 Cyl.	16V	105kW/143PS	DOHC	TD5241
CAM694							FOL147 (x16) [11]	[11] Hydraulic
2.3	M 111.984	2295cc	Ø 90.90	4 Cyl.	16V	92-105kW/125-143PS	DOHC	TD17850
							FOL147 (x16) [11]	[11] Hydraulic
2.3 Diesel	OM 601.943	2299cc	Ø 89.00	4 Cyl.	8V	58kW/79PS	SOHC	TD5400
CAM627							FOL84 (x8) [11]	[11] Hydraulic
2.9 Diesel	OM 602.980	2874cc	Ø 89.00	5 Cyl.	10V	75-90kW/102-122PS	SOHC	TD8032
CAM414							FOL84 (x10) [11]	[11] Hydraulic

457 Sprinter (904) 02/96→05/06

2.3	M 111.979	2295cc	Ø 90.90	4 Cyl.	16V	105kW/143PS	DOHC	TD5241
CAM694							FOL147 (x16) [11]	[11] Hydraulic
2.3 Diesel	OM 601.943	2299cc	Ø 89.00	4 Cyl.	8V	58kW/79PS	SOHC	TD5400
CAM627							FOL84 (x8) [11]	[11] Hydraulic
2.9 Diesel	OM 602.980	2874cc	Ø 89.00	5 Cyl.	10V	75-90kW/102-122PS	SOHC	TD8032
CAM414							FOL84 (x10) [11]	[11] Hydraulic

458 Sprinter (906) 06/06→

1.8	M 271.951	1796cc	Ø 82.00	4 Cyl.	16V	115kW/156PS	DOHC	TD23995
							FOL193 (x16) [11] →eng.31216219 FOL190 (x16) [11] eng.31216220→	[11] Hydraulic
3.0 Diesel	OM 642.896	2987cc	Ø 83.00	6 Cyl.	24V	155kW/211PS	DOHC	TD25841
3.0 Diesel	OM 642.898	2987cc	Ø 83.00	6 Cyl.	24V	150kW/204PS	DOHC	TD25843
3.0 Diesel	OM 642.992	2987cc	Ø 83.00	6 Cyl.	24V	135kW/184PS	DOHC	TD22149
3.0 Diesel	OM 642.993	2987cc	Ø 83.00	6 Cyl.	24V	135kW/184PS	DOHC	TD25661
						FOL249 (x24)	FOL190 (x24) [11]	[11] Hydraulic
3.5	M 272.979	3498cc	Ø 92.90	6 Cyl.	24V	190kW/258PS	DOHC	TD23619
							FOL190 (x24) [11]	[11] Hydraulic



459 T1 (601)		04/77→02/96						
2.3	M 102.942	2298cc	∅ 95.50	4 Cyl.	8V	70kW/95PS	SOHC	TD2070
2.3	M 102.946	2299cc	∅ 95.50	4 Cyl.	8V	70kW/95PS	SOHC	TD5397
CAM633 →12/84 CAM377 01/85→			CKS9377 01/85→				FOL82 (x8) [11]	[11] Hydraulic
2.3	M 102.945	2299cc	∅ 95.50	4 Cyl.	8V	77kW/105PS	SOHC	TD2072
CAM377			CKS9377				FOL82 (x8) [11]	[11] Hydraulic
2.3 Diesel	OM 601.940	2299cc	∅ 89.00	4 Cyl.	8V	58-60kW/79-82PS	SOHC	TD2210
CAM627							FOL84 (x8) [11]	[11] Hydraulic
2.9 Diesel	OM 602.940	2874cc	∅ 89.00	5 Cyl.	10V	70-72kW/9598PS	SOHC	TD2215
CAM414							FOL84 (x10) [11]	[11] Hydraulic

460 T1 (602)		01/82→02/96						
2.3	M 102.942	2298cc	∅ 95.50	4 Cyl.	8V	70kW/95PS	SOHC	TD2070
CAM633 →12/84 CAM377 01/85→			CKS9377 01/85→				FOL82 (x8) [11]	[11] Hydraulic
2.3	M 102.945	2299cc	∅ 95.50	4 Cyl.	8V	77kW/105PS	SOHC	TD2072
CAM377			CKS9377				FOL82 (x8) [11]	[11] Hydraulic
2.3 Diesel	OM 601.940	2299cc	∅ 89.00	4 Cyl.	8V	58-60kW/79-82PS	SOHC	TD2210
CAM627							FOL84 (x8) [11]	[11] Hydraulic
2.9 Diesel	OM 602.940	2874cc	∅ 89.00	5 Cyl.	10V	70-72kW/9598PS	SOHC	TD2215
CAM414							FOL84 (x10) [11]	[11] Hydraulic

461 T1/TN (408)		11/88→06/95						
2.3 Diesel	OM 601.940	2299cc	∅ 89.00	4 Cyl.	8V	58-60kW/79-82PS	SOHC	TD2210
CAM627							FOL84 (x8) [11]	[11] Hydraulic

462 T1/TN (410)		08/82→06/95						
2.3	M 102.942	2298cc	∅ 95.50	4 Cyl.	8V	70kW/95PS	SOHC	TD2070
CAM633 →12/84 CAM377 01/85→			CKS9377 01/85→				FOL82 (x8) [11]	[11] Hydraulic
2.3	M 102.945	2299cc	∅ 95.50	4 Cyl.	8V	77kW/105PS	SOHC	TD2072
CAM377			CKS9377				FOL82 (x8) [11]	[11] Hydraulic
2.9 Diesel	OM 602.940	2874cc	∅ 89.00	5 Cyl.	10V	70-72kW/9598PS	SOHC	TD2215
CAM414							FOL84 (x10) [11]	[11] Hydraulic

463 T2/LN1 (508)		03/89→12/94						
2.3 Diesel	OM 601.941	2299cc	∅ 89.00	4 Cyl.	8V	58-60kW/79-82PS	SOHC	TD8041
CAM627							FOL84 (x8) [11]	[11] Hydraulic



464 T2/LN1 (510)		04/86→12/94						
2.3	M 102.946	2299cc	Ø 95.50	4 Cyl.	8V	70kW/95PS	SOHC	TD5397
CAM633 →12/84 CAM377 01/85→			CKS9377 01/85→				FOL82 (x8) [11]	[11] Hydraulic
465 Vaneo (414)		02/02→07/05						
1.7 Diesel	OM 668.914	1689cc	Ø 80.00	4 Cyl.	16V	55-67kW/75-91PS	DOHC	TD18173
						FOL162 (x16)	FOL190 (x16) [11]	[11] Hydraulic
466 Vario (512)		09/96→						
2.9 Diesel	OM 602.984	2874cc	Ø 89.00	5 Cyl.	10V	90kW/122PS	SOHC	TD5682
							FOL84 (x10) [11]	[11] Hydraulic
467 Vario (612)		09/96→						
2.9 Diesel	OM 602.984	2874cc	Ø 89.00	5 Cyl.	10V	90kW/122PS	SOHC	TD5682
2.9 Diesel	OM 602.985	2874cc	Ø 89.00	5 Cyl.	10V	90kW/122PS	SOHC	TD6020
							FOL84 (x10) [11]	[11] Hydraulic
468 Vario (812)		09/96→						
2.9 Diesel	OM 602.984	2874cc	Ø 89.00	5 Cyl.	10V	90kW/122PS	SOHC	TD5682
2.9 Diesel	OM 602.985	2874cc	Ø 89.00	5 Cyl.	10V	90kW/122PS	SOHC	TD6020
							FOL84 (x10) [11]	[11] Hydraulic
469 V-Class (638/2)		09/96→07/03						
2.0	M 111.948	1998cc	Ø 89.90	4 Cyl.	16V	95kW/129PS	DOHC	TD5399
CAM693 ■ CAM694 ■							FOL147 (x16) [11]	[11] Hydraulic
2.0	M 111.950	1998cc	Ø 89.90	4 Cyl.	16V	95kW/129PS	DOHC	TD22702
							FOL147 (x16) [11]	[11] Hydraulic
2.3	M 111.978	2295cc	Ø 90.90	4 Cyl.	16V	105kW/143PS	DOHC	TD4668
CAM694 ■							FOL147 (x16) [11]	[11] Hydraulic
2.3 Diesel	OM 601A.970	2299cc	Ø 89.00	4 Cyl.	8V	72kW/98PS	SOHC	TD4674
CAM627							FOL84 (x8) [11]	[11] Hydraulic
2.8	M 104.900	2792cc	Ø 89.90	6 Cyl.	12V	128kW/174PS	SOHC	TD8023
							FOL147 (x12) [11]	[11] Hydraulic
470 Viano (W639)		03/06→						
3.0 Diesel	OM 642.990	2987cc	Ø 83.00	6 Cyl.	24V	150kW/204PS	DOHC	TD22148
						FOL249 (x24)	FOL190 (x24) [11]	[11] Hydraulic
3.5	M 272.978	3498cc	Ø 92.90	6 Cyl.	24V	190kW/258PS	DOHC	TD20983
							FOL190 (x24) [11]	[11] Hydraulic



471 Vito (638)

02/96→07/03

2.0	M 111.948	1998cc	Ø 89.90	4 Cyl.	16V	95kW/129PS	DOHC	TD5399
CAM693							FOL147 (x16) [11]	[11] Hydraulic
CAM694								
2.0	M 111.950	1998cc	Ø 89.90	4 Cyl.	16V	95kW/129PS	DOHC	TD22702
							FOL147 (x16) [11]	[11] Hydraulic
2.2 Diesel	OM 611A (60 KW CDI)	2148cc	Ø 88.00	4 Cyl.	16V	60kW/81PS	DOHC	TD14348
2.2 Diesel	OM 611LA (75 KW CDI)	2148cc	Ø 88.00	4 Cyl.	16V	75-110kW/102-150PS	DOHC	TD14349
							FOL153 (x16) [11]	[11] Hydraulic
2.3	M 111.978	2295cc	Ø 90.90	4 Cyl.	16V	105kW/143PS	DOHC	TD4668
CAM694							FOL147 (x16) [11]	[11] Hydraulic
2.3 Diesel	OM 601A.970	2299cc	Ø 89.00	4 Cyl.	8V	72kW/98PS	SOHC	TD4674
2.3 Diesel	OM 601.942	2299cc	Ø 89.00	4 Cyl.	8V	58kW/79PS	SOHC	TD5398
CAM627							FOL84 (x8) [11]	[11] Hydraulic

472 Vito (W639)

07/06→

3.0 Diesel	OM 642.890	2987cc	Ø 83.00	6 Cyl.	24V	165kW/224PS	DOHC	TD27268
3.0 Diesel	OM 642.990	2987cc	Ø 83.00	6 Cyl.	24V	150kW/204PS	DOHC	TD22148
						FOL249 (x24)	FOL190 (x24) [11]	[11] Hydraulic
3.5	M 272.978	3498cc	Ø 92.90	6 Cyl.	24V	190kW/258PS	DOHC	TD20983
							FOL190 (x24) [11]	[11] Hydraulic



473 MGF 03/95→03/02

1.8	18 K4F	1796cc	Ø 80.00	4 Cyl.	16V	88kW/120PS	DOHC	TD18234
							FOL106 (x16) [5][11] →eng.(V)4A999999 FOL131 (x16) [5][11] eng.(V)5A000001→	[5] Height: 24mm [11] Hydraulic

474 TF 03/02→

1.8	18 K4F	1796cc	Ø 80.00	4 Cyl.	16V	88kW/120PS	DOHC	TD18234
							FOL106 (x16) [5][11] →eng.(V)4A999999 FOL131 (x16) [5][11] eng.(V)5A000001→	[5] Height: 24mm [11] Hydraulic

475 ZR 06/01→04/05

1.8	18 K4F	1796cc	Ø 80.00	4 Cyl.	16V	88kW/120PS	DOHC	TD18234
							FOL106 (x16) [5][11] →eng.(V)4A999999 FOL131 (x16) [5][11] eng.(V)5A000001→	[5] Height: 24mm [11] Hydraulic

476 ZS 07/01→10/05

1.8	18 K4F	1796cc	Ø 80.00	4 Cyl.	16V	88kW/120PS	DOHC	TD18234
							FOL106 (x16) [5][11] →eng.(V)4A999999 FOL131 (x16) [5][11] eng.(V)5A000001→	[5] Height: 24mm [11] Hydraulic

477 ZT 01/03→07/05

1.8	18 K4F	1796cc	Ø 80.00	4 Cyl.	16V	88kW/120PS	DOHC	TD18234
							FOL106 (x16) [5][11] →eng.(V)4A999999 FOL131 (x16) [5][11] eng.(V)5A000001→	[5] Height: 24mm [11] Hydraulic

478 ZT- T 01/03→07/05

1.8	18 K4F	1796cc	Ø 80.00	4 Cyl.	16V	88kW/120PS	DOHC	TD18234
							FOL106 (x16) [5][11] →eng.(V)4A999999 FOL131 (x16) [5][11] eng.(V)5A000001→	[5] Height: 24mm [11] Hydraulic



479 Mini (R50, R53)

06/01→09/06

1.6	W10 B16 A	1598cc	∅ 77.00	4 Cyl.	16V	66/85kW/90/116PS			TD18563
							FOL220 (x4) FOL221 (x4) FOL222 (x4)		
1.6	W11 B16 A	1598cc	∅ 77.00	4 Cyl.	16V	120/125kW/163/170PS		FOL185 (x16) [11]	[11] Hydraulic
							FOL220 (x4) FOL221 (x4) FOL222 (x4)		

480 Mini (R52)

07/04→11/07

1.6	W10 B16 A	1598cc	∅ 77.00	4 Cyl.	16V	66/85kW/90/116PS			TD18563
							FOL220 (x4) FOL221 (x4) FOL222 (x4)		
1.6	W11 B16 A	1598cc	∅ 77.00	4 Cyl.	16V	120/125kW/163/170PS		FOL185 (x16) [11]	[11] Hydraulic
							FOL220 (x4) FOL221 (x4) FOL222 (x4)		

481 Mini (R55)

10/07→

1.4	N 12 B14 A	1397cc	∅ 77.00	4 Cyl.	16V	55-70kW/75-95PS	DOHC		TD24547
1.6	N 12 B16 A	1598cc	∅ 77.00	4 Cyl.	16V	85-88kW/116-120PS	DOHC		TD20893
1.6	N 16 B16 A	1598cc	∅ 77.00	4 Cyl.	16V	90kW/122PS	DOHC		TD25563
1.6	N 18 B16 A	1598cc	∅ 77.00	4 Cyl.	16V	135kW/184PS	DOHC		TD25564
								FOL191 (x8) [11] FOL185 (x8) [11]	[11] Hydraulic
1.6	N 14 B16 A	1598cc	∅ 77.00	4 Cyl.	16V	120-128kW/163-174PS	DOHC		TD24546
1.6	N 14 B16 C	1598cc	∅ 77.00	4 Cyl.	16V	155kW/211PS	DOHC		TD25562
							FOL211 (x16)	FOL185 (x16) [11]	[11] Hydraulic
1.6 Diesel	DV6TED4 (9HZ)	1560cc	∅ 75.00	4 Cyl.	16V	80kW/109PS	DOHC		TD20982
	CAM746 CAM747						FOL184 (x16)	FOL190 (x16) [11]	[11] Hydraulic
1.6 Diesel	N 47 C16 A	1598cc	∅ 78.00	4 Cyl.	16V	66-82kW/90-112PS	DOHC		TD26136
2.0 Diesel	N 47 C20 A	1995cc	∅ 84.00	4 Cyl.	16V	82-105kW/112-143PS	DOHC		TD25060
							FOL216 (x16)	FOL152 (x16) [11]	[11] Hydraulic

482 Mini (R56)

10/06→

1.4	N 12 B14 A	1397cc	∅ 77.00	4 Cyl.	16V	55-70kW/75-95PS	DOHC		TD24547
1.6	N 12 B16 A	1598cc	∅ 77.00	4 Cyl.	16V	85-88kW/116-120PS	DOHC		TD20893
1.6	N 16 B16 A	1598cc	∅ 77.00	4 Cyl.	16V	90kW/122PS	DOHC		TD25563
1.6	N 18 B16 A	1598cc	∅ 77.00	4 Cyl.	16V	135kW/184PS	DOHC		TD25564
								FOL191 (x8) [11] FOL185 (x8) [11]	[11] Hydraulic
1.6	N 14 B16 A	1598cc	∅ 77.00	4 Cyl.	16V	120-128kW/163-174PS	DOHC		TD24546
1.6	N 14 B16 C	1598cc	∅ 77.00	4 Cyl.	16V	155kW/211PS	DOHC		TD25562
							FOL211 (x16)	FOL185 (x16) [11]	[11] Hydraulic
1.6 Diesel	DV6TED4 (9HZ)	1560cc	∅ 75.00	4 Cyl.	16V	80kW/109PS	DOHC		TD20982
	CAM746 CAM747						FOL184 (x16)	FOL190 (x16) [11]	[11] Hydraulic



482 Mini (R56)		10/06→						
1.6 Diesel	N 47 C16 A	1598cc	∅ 78.00	4 Cyl.	16V	66-82kW/90-112PS	DOHC	TD26136
2.0 Diesel	N 47 C20 A	1995cc	∅ 84.00	4 Cyl.	16V	82-105kW/112-143PS	DOHC	TD25060
						FOL216 (x16)	FOL152 (x16) [11]	[11] Hydraulic

483 Mini (R57)		03/08→						
1.6	N 12 B16 A	1598cc	∅ 77.00	4 Cyl.	16V	85-88kW/116-120PS	DOHC	TD20893
1.6	N 16 B16 A	1598cc	∅ 77.00	4 Cyl.	16V	90kW/122PS	DOHC	TD25563
1.6	N 18 B16 A	1598cc	∅ 77.00	4 Cyl.	16V	135kW/184PS	DOHC	TD25564
						FOL191 ■ (x8) [11] FOL185 ■ (x8) [11]	[11] Hydraulic	
1.6	N 14 B16 A	1598cc	∅ 77.00	4 Cyl.	16V	120-128kW/163-174PS	DOHC	TD24546
1.6	N 14 B16 C	1598cc	∅ 77.00	4 Cyl.	16V	155kW/211PS	DOHC	TD25562
						FOL211 (x16)	FOL185 (x16) [11]	[11] Hydraulic
1.6 Diesel	N 47 C16 A	1598cc	∅ 78.00	4 Cyl.	16V	66-82kW/90-112PS	DOHC	TD26136
2.0 Diesel	N 47 C20 A	1995cc	∅ 84.00	4 Cyl.	16V	82-105kW/112-143PS	DOHC	TD25060
						FOL216 (x16)	FOL152 (x16) [11]	[11] Hydraulic

484 Mini (R58)		09/11→						
1.6	N 14 B16 C	1598cc	∅ 77.00	4 Cyl.	16V	155kW/211PS	DOHC	TD25562
						FOL211 (x16)	FOL185 (x16) [11]	[11] Hydraulic
1.6	N 16 B16 A	1598cc	∅ 77.00	4 Cyl.	16V	90kW/122PS	DOHC	TD25563
1.6	N 18 B16 A	1598cc	∅ 77.00	4 Cyl.	16V	135kW/184PS	DOHC	TD25564
						FOL191 ■ (x8) [11] FOL185 ■ (x8) [11]	[11] Hydraulic	
2.0 Diesel	N 47 C20 A	1995cc	∅ 84.00	4 Cyl.	16V	82-105kW/112-143PS	DOHC	TD25060
						FOL216 (x16)	FOL152 (x16) [11]	[11] Hydraulic

485 Mini (R59)		02/12→						
1.6	N 14 B16 C	1598cc	∅ 77.00	4 Cyl.	16V	155kW/211PS	DOHC	TD25562
						FOL211 (x16)	FOL185 (x16) [11]	[11] Hydraulic
1.6	N 16 B16 A	1598cc	∅ 77.00	4 Cyl.	16V	90kW/122PS	DOHC	TD25563
1.6	N 18 B16 A	1598cc	∅ 77.00	4 Cyl.	16V	135kW/184PS	DOHC	TD25564
						FOL191 ■ (x8) [11] FOL185 ■ (x8) [11]	[11] Hydraulic	
2.0 Diesel	N 47 C20 A	1995cc	∅ 84.00	4 Cyl.	16V	82-105kW/112-143PS	DOHC	TD25060
						FOL216 (x16)	FOL152 (x16) [11]	[11] Hydraulic

486 Mini (R60)		06/10→						
1.6	N 16 B16 A	1598cc	∅ 77.00	4 Cyl.	16V	90kW/122PS	DOHC	TD25563
1.6	N 18 B16 A	1598cc	∅ 77.00	4 Cyl.	16V	135kW/184PS	DOHC	TD25564
						FOL191 ■ (x8) [11] FOL185 ■ (x8) [11]	[11] Hydraulic	
1.6 Diesel	N 47 C16 A	1598cc	∅ 78.00	4 Cyl.	16V	66-82kW/90-112PS	DOHC	TD26136
2.0 Diesel	N 47 C20 A	1995cc	∅ 84.00	4 Cyl.	16V	82-105kW/112-143PS	DOHC	TD25060
						FOL216 (x16)	FOL152 (x16) [11]	[11] Hydraulic



487 Mini (R61)

04/12→

1.6	N 16 B16 A	1598cc	Ø 77.00	4 Cyl.	16V	90kW/122PS	DOHC	TD25563
1.6	N 18 B16 A	1598cc	Ø 77.00	4 Cyl.	16V	135kW/184PS	DOHC	TD25564
							FOL191 ■ (x8) [11] FOL185 ■ (x8) [11]	[11] Hydraulic
1.6 Diesel	N 47 C16 A	1598cc	Ø 78.00	4 Cyl.	16V	66-82kW/90-112PS	DOHC	TD26136
2.0 Diesel	N 47 C20 A	1995cc	Ø 84.00	4 Cyl.	16V	82-105kW/112-143PS	DOHC	TD25060

FOL216 (x16)

FOL152 (x16) [11]

[11] Hydraulic



488 ASX		06/10→						
1.8 Diesel	4N13	1798cc	∅ 83.00	4 Cyl.	16V	85-110kW/116-150PS	DOHC	TD24446
						FOL235 (x16) eng.17180895→	FOL187 (x16) [11]	[11] Hydraulic
489 Canter		09/92→09/96						
2.5 Diesel	4 D 56 (8V)	2476cc	∅ 91.10	4 Cyl.	8V	51-54kW/69-73PS	SOHC	TD2293
CAM389 →10/88 CAM390 →05/94 11/88→ CAM734 06/94→								
490 Carisma		07/95→06/06						
1.8	4 G 93	1834cc	∅ 81.00	4 Cyl.	16V	85-110kW/116-150PS	SOHC	TD2346
1.8	4G93 (GDI)	1834cc	∅ 81.00	4 Cyl.	16V	87-110kW/118-150PS	DOHC	TD26289
							FOL194 (x16) [11]	[11] Hydraulic
491 Colt		05/06→07/09						
1.5	4G15T	1468cc	∅ 75.50	4 Cyl.	16V	110kW/150PS	DOHC	TD18562
							FOL194 (x16) [11]	[11] Hydraulic
492 Colt IV		04/92→04/96						
1.8	4 G 93	1834cc	∅ 81.00	4 Cyl.	16V	85-110kW/116-150PS	SOHC	TD2346
							FOL194 (x16) [11]	[11] Hydraulic
493 Colt V		11/97→07/01						
1.8	4 G 93	1834cc	∅ 81.00	4 Cyl.	16V	85-110kW/116-150PS	SOHC	TD2346
							FOL194 (x16) [11]	[11] Hydraulic
494 Colt VI		08/04→06/12						
1.5	4G15T	1468cc	∅ 75.50	4 Cyl.	16V	110kW/150PS	DOHC	TD18562
							FOL194 (x16) [11]	[11] Hydraulic
1.5 Diesel	OM 639.939	1493cc	∅ 83.00	3 Cyl.	12V	50/70kW/58/95PS	DOHC	TD27273
						FOL249 (x12)	FOL190 (x12) [11]	[11] Hydraulic
495 Dion MPV		12/99→10/05						
2.0	4G94	1999cc	∅ 81.50	4 Cyl.	16V	95kW/129PS	DOHC	TD16130
							FOL194 (x16) [11]	[11] Hydraulic
496 Eclipse		04/94→03/05						
1.8	4 G 93	1834cc	∅ 81.00	4 Cyl.	16V	85-110kW/116-150PS	SOHC	TD2346
							FOL194 (x16) [11]	[11] Hydraulic



497 FTO Coupe		09/94→07/01						
1.8	4 G 93	1834cc	Ø 81.00	4 Cyl.	16V	85-110kW/116-150PS	SOHC	TD2346
							FOL194 (x16) [11]	[11] Hydraulic
498 Galant		10/03→						
2.0	4G94	1999cc	Ø 81.50	4 Cyl.	16V	95kW/129PS	DOHC	TD16130
							FOL194 (x16) [11]	[11] Hydraulic
499 Galant II		09/80→05/84						
2.3 Diesel	4 D 55 T	2346cc	Ø 91.10	4 Cyl.	8V	49kW/67PS	SOHC	TD2292
CAM389								
500 Galant V		11/92→08/96						
1.8	4 G 93	1834cc	Ø 81.00	4 Cyl.	16V	85-110kW/116-150PS	SOHC	TD2346
1.8	4G93 (GDI)	1834cc	Ø 81.00	4 Cyl.	16V	87-110kW/118-150PS	DOHC	TD26289
							FOL194 (x16) [11]	[11] Hydraulic
2.0	6A12	1999cc	Ø 78.40	6 Cyl.	24V	108-110kW/147-150PS	SOHC	TD2348
							FOL194 (x24) [11]	[11] Hydraulic
501 Galant VI		11/97→10/04						
1.8	4G93 (GDI)	1834cc	Ø 81.00	4 Cyl.	16V	87-110kW/118-150PS	DOHC	TD26289
2.0	4G94	1999cc	Ø 81.50	4 Cyl.	16V	95kW/129PS	DOHC	TD16130
2.4	4G64 (GDI)	2351cc	Ø 86.50	4 Cyl.	16V	110kW/150PS	DOHC	TD11611
							FOL194 (x16) [11]	[11] Hydraulic
502 Kuda		06/98→						
2.5 Diesel	4 D 56 (8V)	2476cc	Ø 91.10	4 Cyl.	8V	51-54kW/69-73PS	SOHC	TD2293
CAM389 →10/88 CAM390 →05/94 11/88→ CAM734 06/94→								
503 L 200		10/86→12/07						
2.5 Diesel	4 D 56 (8V)	2476cc	Ø 91.10	4 Cyl.	8V	51-54kW/69-73PS	SOHC	TD2293
CAM389 →10/88 CAM390 →05/94 11/88→ CAM734 06/94→								
2.5 Diesel	4 D 56 T	2476cc	Ø 91.10	4 Cyl.	8V	63kW/85PS	SOHC	TD4682
2.5 Diesel	4 D 56 TD	2477cc	Ø 91.10	4 Cyl.	8V	73kW/99PS	SOHC	TD2294
CAM390 →05/94 CAM734 06/94→								



504 L 300		11/86→02/06						
2.5 Diesel	4 D 56 (8V)	2476cc	∅ 91.10	4 Cyl.	8V	51-54kW/69-73PS	SOHC	TD2293
CAM389 →10/88 CAM390 →05/94 11/88→ CAM734 06/94→								
2.5 Diesel	4 D 56 T	2476cc	∅ 91.10	4 Cyl.	8V	63kW/85PS	SOHC	TD4682
2.5 Diesel	4 D 56 TD	2477cc	∅ 91.10	4 Cyl.	8V	73kW/99PS	SOHC	TD2294
CAM390 →05/94 CAM734 06/94→								
505 L 400		05/95→06/05						
2.5 Diesel	4 D 56 T	2476cc	∅ 91.10	4 Cyl.	8V	63kW/85PS	SOHC	TD4682
2.5 Diesel	4 D 56 TD	2477cc	∅ 91.10	4 Cyl.	8V	73kW/99PS	SOHC	TD2294
CAM390 →05/94 CAM734 06/94→								
506 Lancer		06/92→10/08						
1.8	4 G 93	1834cc	∅ 81.00	4 Cyl.	16V	85-110kW/116-150PS	SOHC	TD2346
							FOL194 (x16) [11]	[11] Hydraulic
1.8 Diesel	4N13	1798cc	∅ 83.00	4 Cyl.	16V	85-110kW/116-150PS	DOHC	TD2446
						FOL235 (x16) eng.17180895→	FOL187 (x16) [11]	[11] Hydraulic
2.0	4G94	1999cc	∅ 81.50	4 Cyl.	16V	95kW/129PS	DOHC	TD16130
2.4	4G64 (GDI)	2351cc	∅ 86.50	4 Cyl.	16V	110kW/150PS	DOHC	TD11611
							FOL194 (x16) [11]	[11] Hydraulic
507 Lancer V		06/92→10/03						
1.8	4 G 93	1834cc	∅ 81.00	4 Cyl.	16V	85-110kW/116-150PS	SOHC	TD2346
							FOL194 (x16) [11]	[11] Hydraulic
508 Lancer VI		09/95→08/03						
1.8	4 G 93	1834cc	∅ 81.00	4 Cyl.	16V	85-110kW/116-150PS	SOHC	TD2346
1.8	4G93 (GDI)	1834cc	∅ 81.00	4 Cyl.	16V	87-110kW/118-150PS	DOHC	TD26289
2.0	4G94	1999cc	∅ 81.50	4 Cyl.	16V	95kW/129PS	DOHC	TD16130
2.4	4G64 (GDI)	2351cc	∅ 86.50	4 Cyl.	16V	110kW/150PS	DOHC	TD11611
							FOL194 (x16) [11]	[11] Hydraulic
509 Mirage		12/91→07/03						
1.8	4 G 93	1834cc	∅ 81.00	4 Cyl.	16V	85-110kW/116-150PS	SOHC	TD2346
							FOL194 (x16) [11]	[11] Hydraulic



510 Outlander I 01/05→12/06

2.4	4G64 (GDI)	2351cc	∅ 86.50	4 Cyl.	16V	110kW/150PS	DOHC	TD11611
							FOL194 (x16) [11]	[11] Hydraulic

511 Outlander II 08/07→11/12

2.2 Diesel	4HK	2179cc	∅ 85.00	4 Cyl.	16V	115kW/156PS	DOHC	TD24800
2.2 Diesel	4HN	2179cc	∅ 85.00	4 Cyl.	16V	115kW/156PS	DOHC	TD24440
						FOL214 (x16)	FOL196 (x16) [11]	[11] Hydraulic

512 Pajero 11/97→06/07

1.8	4 G 93	1834cc	∅ 81.00	4 Cyl.	16V	85-110kW/116-150PS	SOHC	TD2346
1.8	4G93 (GDI)	1834cc	∅ 81.00	4 Cyl.	16V	87-110kW/118-150PS	DOHC	TD26289
2.0	4G94	1999cc	∅ 81.50	4 Cyl.	16V	95kW/129PS	DOHC	TD16130
							FOL194 (x16) [11]	[11] Hydraulic
2.5 Diesel	4 D 56 T	2476cc	∅ 91.10	4 Cyl.	8V	63kW/85PS	SOHC	TD4682
CAM390 →05/94 CAM734 06/94→								
3.0	6G72 (SOHC 24V)	2972cc	∅ 91.10	6 Cyl.	24V	114-150kW/155-204PS	SOHC	TD25167
							FOL176 (x24) [11]	[11] Hydraulic

513 Pajero I 12/82→12/91

2.3 Diesel	4 D 55 T	2346cc	∅ 91.10	4 Cyl.	8V	49kW/67PS	SOHC	TD2292
CAM389								
2.5 Diesel	4 D 56 T	2476cc	∅ 91.10	4 Cyl.	8V	63kW/85PS	SOHC	TD4682
CAM390 →05/94 CAM734 06/94→								

514 Pajero II 12/90→

2.5 Diesel	4 D 56 T	2476cc	∅ 91.10	4 Cyl.	8V	63kW/85PS	SOHC	TD4682
2.5 Diesel	4 D 56 TD	2477cc	∅ 91.10	4 Cyl.	8V	73kW/99PS	SOHC	TD2294
CAM390 →05/94 CAM734 06/94→								
3.0	6G72 (SOHC 12V)	2972cc	∅ 91.10	6 Cyl.	12V	110kW/150PS	SOHC	TD8290
							FOL176 (x12) [11]	[11] Hydraulic
3.0	6G72 (SOHC 24V)	2972cc	∅ 91.10	6 Cyl.	24V	114-150kW/155-204PS	SOHC	TD25167
3.5	6G74 (SOHC 24V)	3497cc	∅ 93.00	6 Cyl.	24V	135-163kW/184-222PS	SOHC	TD25165
							FOL176 (x24) [11]	[11] Hydraulic



515 Pajero III 04/00→12/06

2.5 Diesel	4 D 56 T	2476cc	∅ 91.10	4 Cyl.	8V	63kW/85PS	SOHC	TD4682
CAM390 →05/94								
CAM734 06/94→								

516 Space Runner 10/91→08/02

1.8	4 G 93	1834cc	∅ 81.00	4 Cyl.	16V	85-110kW/116-150PS	SOHC	TD2346
2.4	4G64 (GDI)	2351cc	∅ 86.50	4 Cyl.	16V	110kW/150PS	DOHC	TD11611
						FOL194 (x16) [11]	[11] Hydraulic	

517 Space Star 06/98→12/04

1.8	4 G 93	1834cc	∅ 81.00	4 Cyl.	16V	85-110kW/116-150PS	SOHC	TD2346
1.8	4G93 (GDI)	1834cc	∅ 81.00	4 Cyl.	16V	87-110kW/118-150PS	DOHC	TD26289
						FOL194 (x16) [11]	[11] Hydraulic	

518 Space Wagon 10/91→12/04

1.8	4 G 93	1834cc	∅ 81.00	4 Cyl.	16V	85-110kW/116-150PS	SOHC	TD2346
2.4	4G64 (GDI)	2351cc	∅ 86.50	4 Cyl.	16V	110kW/150PS	DOHC	TD11611
						FOL194 (x16) [11]	[11] Hydraulic	



519 180 SX		04/89→06/92						
1.8	CA18DET	1809cc	Ø 83.00	4 Cyl.	16V	124kW/168PS	DOHC	TD2408
							FOL201 (x16) [11]	[11] Hydraulic
520 200 SX		07/88→11/93						
1.8	CA18DET	1809cc	Ø 83.00	4 Cyl.	16V	124kW/168PS	DOHC	TD2408
							FOL201 (x16) [11]	[11] Hydraulic
521 Almera II		01/03→						
1.5 Diesel	K9K 722	1461cc	Ø 76.00	4 Cyl.	8V	60kW/82PS	SOHC	TD20971
CAM921 [22]								[22] with sensor
CAM736 [23]								[23] without sensor
522 Bluebird		02/89→12/90						
1.8	CA18D	1809cc	Ø 83.00	4 Cyl.	16V	92-95kW/125-129PS	DOHC	TD2405
							FOL201 (x16) [11]	[11] Hydraulic
523 Interstar		07/02→						
1.9 Diesel	F9Q 772	1870cc	Ø 80.00	4 Cyl.	8V	60kW/82PS	SOHC	TD19378
CAM706								
2.2 Diesel	G9T 722	2188cc	Ø 87.00	4 Cyl.	16V	66kW/90PS	DOHC	TD19379
2.5 Diesel	G9U 650	2464cc	Ø 89.00	4 Cyl.	16V	74-88kW/101-120PS	DOHC	TD23875
2.5 Diesel	G9U 720	2464cc	Ø 89.00	4 Cyl.	16V	84kW/115PS	DOHC	TD21010
CAM926 ■								FOL246 (x16)
CAM927 ■								
524 Kubistar		08/03→						
1.5 Diesel	K9K 700	1461cc	Ø 76.00	4 Cyl.	8V	48-50kW/65-68PS	SOHC	TD21368
1.5 Diesel	K9K 704	1461cc	Ø 76.00	4 Cyl.	8V	48kW/65PS	SOHC	TD17660
1.5 Diesel	K9K 710	1461cc	Ø 76.00	4 Cyl.	8V	42-45kW/57-61PS	SOHC	TD26066
1.5 Diesel	K9K 714	1461cc	Ø 76.00	4 Cyl.	8V	42-45kW/57-61PS	SOHC	TD26067
1.5 Diesel	K9K 722	1461cc	Ø 76.00	4 Cyl.	8V	60kW/82PS	SOHC	TD20971
CAM921 [22]								[22] with sensor
CAM736 [23]								[23] without sensor
1.6	K4M 752	1598cc	Ø 79.50	4 Cyl.	16V	70kW/95PS	DOHC	TD21398
CAM727 ■								FOL245 (x16)
CAM728 ■								FOL103 (x16) [11]
							[11] Hydraulic	
525 Micra		02/98→06/10						
1.5 Diesel	K9K 704	1461cc	Ø 76.00	4 Cyl.	8V	48kW/65PS	SOHC	TD17660
1.5 Diesel	K9K 722	1461cc	Ø 76.00	4 Cyl.	8V	60kW/82PS	SOHC	TD20971
CAM921 [22]								[22] with sensor
CAM736 [23]								[23] without sensor
1.5 Diesel	TD15 (TUD5)	1527cc	Ø 77.00	4 Cyl.	8V	42kW/57PS		TD16316
CAM461								FOL126 (x8) [13]
							[13] Mechanical	



526 Navara 07/05 →

2.5 Diesel	YD25DDTi	2488cc	∅ 89.00	4 Cyl.	16V	98-110kW/133-150PS	DOHC	TD17650
CAM942 ■								
CAM943 ■								

527 Note 03/06 →

1.5 Diesel	K9K 700	1461cc	∅ 76.00	4 Cyl.	8V	48-50kW/65-68PS	SOHC	TD21368
CAM921 [22]								
CAM736 [23]								
							[22] with sensor	
							[23] without sensor	

528 NV400 11/11 →

2.3 Diesel	M9T 670	2298cc	∅ 85.00	4 Cyl.	16V	74/92kW/101/125PS	DOHC	TD26543
2.3 Diesel	M9T 672	2298cc	∅ 85.00	4 Cyl.	16V	74/92kW/101/125PS	DOHC	TD26768
2.3 Diesel	M9T 676	2298cc	∅ 85.00	4 Cyl.	16V	74/92kW/101/125PS	DOHC	TD26769
2.3 Diesel	M9T 678	2298cc	∅ 85.00	4 Cyl.	16V	107kW/146PS	DOHC	TD26770
2.3 Diesel	M9T 680	2298cc	∅ 85.00	4 Cyl.	16V	107kW/146PS	DOHC	TD26771
2.3 Diesel	M9T 686	2298cc	∅ 85.00	4 Cyl.	16V	92kW/125PS	DOHC	TD26772
2.3 Diesel	M9T 690	2298cc	∅ 85.00	4 Cyl.	16V	74/92kW/101/125PS	DOHC	TD26544
2.3 Diesel	M9T 692	2298cc	∅ 85.00	4 Cyl.	16V	92kW/125PS	DOHC	TD26773
2.3 Diesel	M9T 694	2298cc	∅ 85.00	4 Cyl.	16V	107kW/146PS	DOHC	TD26774
2.3 Diesel	M9T 696	2298cc	∅ 85.00	4 Cyl.	16V	92/107kW/125/146PS	DOHC	TD26775
2.3 Diesel	M9T 698	2298cc	∅ 85.00	4 Cyl.	16V	92/107kW/125/146PS	DOHC	TD26776
						FOL189 (x16)	FOL190 (x16) [11]	[11] Hydraulic

529 Primastar 03/01 →

1.9 Diesel	F9Q 760	1870cc	∅ 80.00	4 Cyl.	8V	74kW/101PS	SOHC	TD20980
1.9 Diesel	F9Q 762	1870cc	∅ 80.00	4 Cyl.	8V	60kW/82PS	SOHC	TD20991
CAM706								
2.0	F4R 720	1998cc	∅ 82.70	4 Cyl.	16V	88kW/120PS	DOHC	TD19376
2.0	F4R 722	1998cc	∅ 82.70	4 Cyl.	16V	88kW/120PS	DOHC	TD19377
						FOL245 (x16)	FOL103 (x16) [11]	[11] Hydraulic
2.0 Diesel	M9R 780	1995cc	∅ 84.00	4 Cyl.	16V	66-84kW/90-114PS	DOHC	TD20890
2.0 Diesel	M9R 782	1995cc	∅ 84.00	4 Cyl.	16V	66kW/90PS	DOHC	TD24668
						FOL189 (x16)	FOL190 (x16) [11]	[11] Hydraulic
2.5 Diesel	G9U 720	2464cc	∅ 89.00	4 Cyl.	16V	84kW/115PS	DOHC	TD21010
2.5 Diesel	G9U 730	2464cc	∅ 89.00	4 Cyl.	16V	99kW/135PS	DOHC	TD18702
CAM926 ■								
CAM927 ■								
						FOL246 (x16)		

530 Qashqai 02/07 →

2.0 Diesel	M9R	1995cc	∅ 84.00	4 Cyl.	16V	110kW/150PS		TD22892
						FOL189 (x16)	FOL190 (x16) [11]	[11] Hydraulic

531 Sunny 02/87 → 06/91

1.6	CA16D	1598cc	∅ 78.00	4 Cyl.	16V	81kW/110PS	DOHC	TD2401
1.8	CA18D	1809cc	∅ 83.00	4 Cyl.	16V	92-95kW/125-129PS	DOHC	TD2405
						FOL201 (x16) [11]		[11] Hydraulic



532 TIIDA 09/07→

1.5 Diesel	K9K 728	1461cc	Ø 76.00	4 Cyl.	8V	74-78kW/101-106PS	SOHC	TD24669
CAM921 [22]								[22] with sensor
CAM736 [23]								[23] without sensor

533 X-Trail 06/07→

2.0 Diesel	M9R	1995cc	Ø 84.00	4 Cyl.	16V	110kW/150PS		TD22892
2.0 Diesel	M9R 760	1995cc	Ø 84.00	4 Cyl.	16V	127kW/173PS	DOHC	TD20981

FOL189 (x16)

FOL190 (x16) [11]

[11] Hydraulic



534 Adam 10/12→											
1.2	A 12 XEL	1229cc	Ø 73.40	4 Cyl.	16V	51kW/69PS	DOHC				TD24371
1.4	A 14 XEL	1398cc	Ø 73.40	4 Cyl.	16V	64kW/87PS	DOHC				TD24373
						FOL183 (x16)		FOL167 (x16) [11]		[11] Hydraulic	
1.4	A 14 XER	1398cc	Ø 73.40	4 Cyl.	16V	74kW/101PS	DOHC				TD23855
	CAM917 ■ CAM907 ■					FOL183 (x16)		FOL167 (x16) [11]		[11] Hydraulic	
535 Admiral B 03/69→01/78											
2.8	28 E	2784cc	Ø 92.00	6 Cyl.	12V	118-121kW/160-165PS	CIH				TD2675
2.8	28 H	2784cc	Ø 92.00	6 Cyl.	12V	103-107kW/140-146PS	CIH				TD2677
								FOL5 (x12) [11]		[11] Hydraulic	
536 Agila 09/00→											
1.0	Z 10 XE	973cc	Ø 72.50	3 Cyl.	12V	43kW/58PS	DOHC				TD14008
1.0	Z 10 XEP	998cc	Ø 73.40	3 Cyl.	12V	44kW/60PS	DOHC				TD17475
	CAM918 ■ CAM809 ■					FOL183 (x12)		FOL167 (x12) [11]		[11] Hydraulic	
1.2	Z 12 XE	1199cc	Ø 72.50	4 Cyl.	16V	55kW/75PS	DOHC				TD14009
	CAM917 ■ CAM907 ■					FOL183 (x16)		FOL167 (x16) [11]		[11] Hydraulic	
1.2	Z 12 XEP	1229cc	Ø 73.40	4 Cyl.	16V	59kW/80PS	DOHC				TD18012
	CAM929 ■ CAM907 ■					FOL183 (x16)		FOL167 (x16) [11]		[11] Hydraulic	
1.3 Diesel	D13A	1248cc	Ø 69.60	4 Cyl.	16V	55kW/75PS	DOHC				TD23364
1.3 Diesel	Z 13 DT	1248cc	Ø 69.60	4 Cyl.	16V	51kW/70PS	DOHC				TD17477
1.3 Diesel	Z 13 DTJ	1248cc	Ø 69.60	4 Cyl.	16V	55kW/75PS	DOHC				TD18989
	CAM711 ■ CAM712 ■					FOL233 (x16)		FOL187 (x16) [11]		[11] Hydraulic	
537 Antara 05/06→											
2.0 Diesel	Z 20 DM	1991cc	Ø 83.00	4 Cyl.	16V	93kW/126PS	DOHC				TD21017
2.0 Diesel	Z 20 DMH	1991cc	Ø 83.00	4 Cyl.	16V	110kW/150PS	DOHC				TD19203
2.0 Diesel	Z 20 S	1991cc	Ø 83.00	4 Cyl.	16V	93-110kW/126-150PS	DOHC				TD20856
						FOL218 ■ (x4) FOL219 ■ (x4)					
2.4	Z 24 XED	2405cc	Ø 87.50	4 Cyl.	16V	104kW/141PS	DOHC				TD19220
	CAM462 ■ CAM463 ■							FOL107 (x16) [11]		[11] Hydraulic	
3.0	A 30 XH	2997cc	Ø 89.00	6 Cyl.	24V	190-197kW/258-268PS	DOHC				TD25441
3.2	10 HM	3195cc	Ø 89.00	6 Cyl.	24V	167-169kW/227-230PS	DOHC				TD20752
3.2	Z 32 SEE	3195cc	Ø 89.00	6 Cyl.	24V	165kW/224PS	DOHC				TD19218
								FOL199 (x24) [11]		[11] Hydraulic	
538 Arena 03/98→08/01											
1.9 Diesel	F8Q 600	1870cc	Ø 80.00	4 Cyl.	8V	44kW/60PS	SOHC				TD21361
1.9 Diesel	F8Q 606	1870cc	Ø 80.00	4 Cyl.	8V	44kW/60PS	SOHC				TD21359
	CAM664							FOL180 (x8) [7][13]		[7] Height: 26.5mm [13] Mechanical	



538 Arena 03/98→08/01

2.5 Diesel	S8U 758	2499cc	∅ 93.00	4 Cyl.	8V	55-58kW/75-79PS	SOHC	TD22880
2.5 Diesel	S8U 780	2499cc	∅ 93.00	4 Cyl.	8V	55kW/75PS	SOHC	TD22882
2.5 Diesel	S8U 782	2499cc	∅ 93.00	4 Cyl.	8V	55kW/75PS	SOHC	TD24143
CAM718								

539 Ascona A 10/70→08/75

1.6	16 S	1584cc	∅ 85.00	4 Cyl.	8V	55kW/75PS	CIH	TD4737
							FOL3 (x8) [13]	[13] Mechanical

540 Ascona B 09/75→08/81

1.3	13 N	1297cc	∅ 75.00	4 Cyl.	8V	39-44kW/53-60PS	SOHC	TD4723
CAM366						FOL40 (x8)	FOL38 (x8) [11] TTP1 (x8)	[11] Hydraulic
1.3	13 S	1297cc	∅ 75.00	4 Cyl.	8V	42-55kW/57-75PS	SOHC	TD4725
CAM316			CKS2316			FOL40 (x8)	FOL38 (x8) [11] TTP1 (x8)	[11] Hydraulic
1.6	16 S	1584cc	∅ 85.00	4 Cyl.	8V	55kW/75PS	CIH	TD4737
							FOL3 (x8) [13]	[13] Mechanical
2.0	20 E	1979cc	∅ 95.00	4 Cyl.	8V	81kW/110PS	CIH	TD2642
2.0	20 N	1979cc	∅ 95.00	4 Cyl.	8V	56-66kW/76-90PS	CIH	TD4758
2.0	20 S	1979cc	∅ 95.00	4 Cyl.	8V	74kW/100PS	CIH	TD4762
CAM326							FOL5 (x8) [11]	[11] Hydraulic

541 Ascona C 09/81→08/88

1.3	13 N	1297cc	∅ 75.00	4 Cyl.	8V	39-44kW/53-60PS	SOHC	TD4723
CAM366						FOL40 (x8)	FOL38 (x8) [11] TTP1 (x8)	[11] Hydraulic
1.3	13 S	1297cc	∅ 75.00	4 Cyl.	8V	42-55kW/57-75PS	SOHC	TD4725
CAM316			CKS2316			FOL40 (x8)	FOL38 (x8) [11] TTP1 (x8)	[11] Hydraulic
1.6	C 16 LZ	1598cc	∅ 79.00	4 Cyl.	8V	55kW/75PS	SOHC	TD4784
CAM359						FOL40 (x8)	FOL38 (x8) [11] TTP1	[11] Hydraulic
1.6	16 SV	1598cc	∅ 79.00	4 Cyl.	8V	60kW/82PS	SOHC	TD4740
1.6	C 16 NZ	1598cc	∅ 79.00	4 Cyl.	8V	55kW/75PS	SOHC	TD4785
1.6	E 16 NZ	1598cc	∅ 79.00	4 Cyl.	8V	55kW/75PS	SOHC	TD4810
CAM359						FOL40 (x8)	FOL38 (x8) [11] TTP1 (x8)	[11] Hydraulic
1.6	16 N	1598cc	∅ 80.00	4 Cyl.	8V	55kW/75PS	SOHC	TD5281
1.6	16 SH	1598cc	∅ 80.00	4 Cyl.	8V	66kW/89PS	SOHC	TD4739
CAM317						FOL40 (x8)	FOL38 (x8) [11] TTP1 (x8)	[11] Hydraulic
1.6 Diesel	16 D	1598cc	∅ 80.00	4 Cyl.	8V	40kW/54PS	SOHC	TD4734
CAM341						FOL40 (x8)	FOL38 (x8) [11] TTP1 (x8)	[11] Hydraulic
1.6 Diesel	16 DA	1598cc	∅ 80.00	4 Cyl.	8V	40kW/54PS	SOHC	TD4735
CAM341 →eng.14498630			CKS2364 eng.14498631→			FOL40 (x8)	FOL38 (x8) [11] TTP1 (x8)	[11] Hydraulic
CAM364 eng.14498631→			CKS4364 eng.14498631→					





541 Ascona C 09/81→08/88

1.8	18 E	1796cc	∅ 84.80	4 Cyl.	8V	82-85kW/112-115PS	SOHC	TD4749	
						FOL40 (x8)	FOL38 (x8) [11] TTP1 (x8)	[11] Hydraulic	
1.8	E 18 NV	1796cc	∅ 84.80	4 Cyl.	8V	62kW/84PS	SOHC	TD4812	
CAM402						FOL40 (x8)	FOL38 (x8) [11] TTP1 (x8)	[11] Hydraulic	
2.0	20 NE	1998cc	∅ 86.00	4 Cyl.	8V	85kW/115PS	SOHC	TD4759	
2.0	C 20 NE	1998cc	∅ 86.00	4 Cyl.	8V	85kW/115PS	SOHC	TD4799	
CAM361						CKS2361	FOL40 (x8)	FOL38 (x8) [11] TTP1 (x8)	[11] Hydraulic
2.0	20 SEH	1998cc	∅ 86.00	4 Cyl.	8V	95kW/129PS	SOHC	TD4763	
CAM429						FOL40 (x8)	FOL38 (x8) [11] TTP1 (x8)	[11] Hydraulic	

542 Astra F 09/91→01/05

1.4	14 NV	1389cc	∅ 77.60	4 Cyl.	8V	53-55kW/72-75PS	SOHC	TD4728	
CAM365						FOL40 (x8)	FOL38 (x8) [11] TTP1 (x8)	[11] Hydraulic	
1.4	C 14 NZ	1389cc	∅ 77.60	4 Cyl.	8V	44kW/60PS	SOHC	TD4782	
CAM369						CKS2369	FOL40 (x8)	FOL38 (x8) [11] TTP1 (x8)	[11] Hydraulic
1.4	C 14 SE	1389cc	∅ 77.60	4 Cyl.	8V	60kW/82PS	SOHC	TD4783	
CAM451						FOL40 (x8)	FOL38 (x8) [11] TTP1 (x8)	[11] Hydraulic	
1.4	Z 14 XEP	1364cc	∅ 73.40	4 Cyl.	16V	66kW/89PS	DOHC	TD17476	
CAM929 ■ CAM907 ■						FOL183 (x16)	FOL167 (x16) [11]	[11] Hydraulic	
1.4	X 14 XE	1389cc	∅ 77.60	4 Cyl.	16V	66kW/89PS	DOHC	TD2733	
CAM456 ■ CAM457 ■							FOL107 (x16) [11]	[11] Hydraulic	
1.6	C 16 SE	1598cc	∅ 79.00	4 Cyl.	8V	74kW/100PS	SOHC	TD4787	
						FOL40 (x8)	FOL38 (x8) [11] TTP1 (x8)	[11] Hydraulic	
1.6	C 16 NZ	1598cc	∅ 79.00	4 Cyl.	8V	55kW/75PS	SOHC	TD4785	
CAM359						FOL40 (x8)	FOL38 (x8) [11] TTP1 (x8)	[11] Hydraulic	
1.6	X 16 SZ	1598cc	∅ 79.00	4 Cyl.	8V	52kW/71PS	SOHC	TD2734	
CAM931						FOL40 (x8)	FOL38 (x8) [11] TTP1 (x8)	[11] Hydraulic	
1.6	X 16 SZR	1598cc	∅ 79.00	4 Cyl.	8V	55kW/75PS	SOHC	TD4819	
CAM735 eng.02HV1801→						FOL40 (x8)	FOL38 (x8) [11] TTP1 (x8)	[11] Hydraulic	
1.6	X 16 XEL	1598cc	∅ 79.00	4 Cyl.	16V	74/78kW/100/106PS	DOHC	TD4820	
CAM456 ■ CAM457 ■ →eng.W1285446;W7154258 CAM723 ■ eng.W1285447;W7154259→							FOL107 (x16) [11]	[11] Hydraulic	
1.7 Diesel	17 DT (TC4EE1)	1686cc	∅ 79.00	4 Cyl.	8V	60kW/81PS	SOHC	TD4747	
1.7 Diesel	X 17 DT (TC4EE1)	1686cc	∅ 79.00	4 Cyl.	8V	60kW/81PS	SOHC	TD4822	
CAM452									



542 Astra F

09/91→01/05

1.7 Diesel	17 D	1699cc	∅ 82.50	4 Cyl.	8V	42kW/57PS	SOHC	TD4742
1.7 Diesel	17 DR	1699cc	∅ 82.50	4 Cyl.	8V	42-44kW/57-60PS	SOHC	TD4744
1.7 Diesel	X 17 DTL	1699cc	∅ 82.50	4 Cyl.	8V	50kW/68PS	SOHC	TD4821
CAM364						FOL40 (x8)	FOL38 (x8) [11] TTP1 (x8)	[11] Hydraulic
1.8	18 SE	1796cc	∅ 84.80	4 Cyl.	8V	82-85kW/112-116PS	SOHC	TD4753
						FOL40 (x8)	FOL38 (x8) [11] TTP1 (x8)	[11] Hydraulic
1.8	C 18 NZ	1796cc	∅ 84.80	4 Cyl.	8V	66kW/90PS	SOHC	TD4793
CAM361						FOL40 (x8)	FOL38 (x8) [11] TTP1 (x8)	[11] Hydraulic
1.8	C 18 XE	1796cc	∅ 81.60	4 Cyl.	16V	92kW/125PS	DOHC	TD4795
1.8	C 18 XEL	1796cc	∅ 81.60	4 Cyl.	16V	85kW/115PS	DOHC	TD4796
1.8	X 18 XE	1796cc	∅ 81.60	4 Cyl.	16V	85kW/115PS	DOHC	TD4823
CAM462 ■ CAM463 ■							FOL107 (x16) [11]	[11] Hydraulic
2.0	C 20 NE	1998cc	∅ 86.00	4 Cyl.	8V	85kW/115PS	SOHC	TD4799
CAM361						FOL40 (x8)	FOL38 (x8) [11] TTP1 (x8)	[11] Hydraulic
2.0	X 20 XEV	1998cc	∅ 86.00	4 Cyl.	16V	100kW/136PS	DOHC	TD2737
CAM462 ■ CAM463 ■							FOL107 (x16) [11]	[11] Hydraulic

543 Astra G

02/98→12/09

1.2	X 12 XE	1199cc	∅ 72.50	4 Cyl.	16V	48kW/65PS	DOHC	TD9508
1.2	Z 12 XE	1199cc	∅ 72.50	4 Cyl.	16V	55kW/75PS	DOHC	TD14009
CAM917 ■ CAM907 ■						FOL183 (x16)	FOL167 (x16) [11]	[11] Hydraulic
1.4	Z 14 XEP	1364cc	∅ 73.40	4 Cyl.	16V	66kW/89PS	DOHC	TD17476
CAM929 ■ CAM907 ■						FOL183 (x16)	FOL167 (x16) [11]	[11] Hydraulic
1.4	X 14 XE	1389cc	∅ 77.60	4 Cyl.	16V	66kW/89PS	DOHC	TD2733
1.4	Z 14 XE	1389cc	∅ 77.60	4 Cyl.	16V	66kW/89PS	DOHC	TD14920
CAM456 ■ CAM457 ■							FOL107 (x16) [11]	[11] Hydraulic
1.6	X 16 SZR	1598cc	∅ 79.00	4 Cyl.	8V	55kW/75PS	SOHC	TD4819
CAM735 eng.02HV1801→						FOL40 (x8)	FOL38 (x8) [11] TTP1 (x8)	[11] Hydraulic
1.6	Z 16 SE	1598cc	∅ 79.00	4 Cyl.	8V	62kW/84PS	SOHC	TD15089
CAM735						FOL40 (x8)	FOL38 (x8) [11] TTP1 (x8)	[11] Hydraulic
1.6	Z 16 XE	1598cc	∅ 79.00	4 Cyl.	16V	74kW/100PS	DOHC	TD14923
CAM456 ■ CAM457 ■							FOL107 (x16) [11]	[11] Hydraulic
1.6	C 16 SEL	1598cc	∅ 79.00	4 Cyl.	16V	78kW/106PS	DOHC	TD16394
CAM456 ■ CAM723 ■							FOL107 (x16) [11]	[11] Hydraulic
1.6	X 16 XEL	1598cc	∅ 79.00	4 Cyl.	16V	74/78kW/100/106PS	DOHC	TD4820
CAM456 ■ CAM457 ■ →eng.W1285446;W7154258 CAM723 ■ eng.W1285447;W7154259→							FOL107 (x16) [11]	[11] Hydraulic



543 Astra G 02/98→12/09

1.7 Diesel	X 17 DTL	1699cc	∅ 82.50	4 Cyl.	8V	50kW/68PS	SOHC	TD4821
CAM364			CKS2364			FOL40 (x8)	FOL38 (x8) [11] TTP1 (x8)	[11] Hydraulic
			CKS4364					
1.7 Diesel	Y 17 DT	1686cc	∅ 79.00	4 Cyl.	16V	55kW/75PS	DOHC	TD13689
1.7 Diesel	Z 17 DTL	1686cc	∅ 79.00	4 Cyl.	16V	59kW/80PS	DOHC	TD17947
CAM724							FOL178 (x16) [11]	[11] Hydraulic
CAM725								
1.8	X 18 XE1	1796cc	∅ 80.50	4 Cyl.	16V	85kW/115PS	DOHC	TD9509
1.8	Z 18 XE	1796cc	∅ 80.50	4 Cyl.	16V	92kW/125PS	DOHC	TD14922
2.0	C 20 SEL	1998cc	∅ 86.00	4 Cyl.	16V	100kW/136PS	DOHC	TD15968
2.0	X 20 XER	1998cc	∅ 86.00	4 Cyl.	16V	118kW/160PS	DOHC	TD13690
							FOL107 (x16) [11]	[11] Hydraulic
2.0	X 20 XEV	1998cc	∅ 86.00	4 Cyl.	16V	100kW/136PS	DOHC	TD2737
CAM462							FOL107 (x16) [11]	[11] Hydraulic
CAM463								
2.0 Diesel	X 20 DTH	1995cc	∅ 84.00	4 Cyl.	16V	74kW/100PS	SOHC	TD9729
2.0 Diesel	X 20 DTL	1995cc	∅ 84.00	4 Cyl.	16V	60kW/81PS	SOHC	TD4824
2.0 Diesel	Y 20 DTH	1995cc	∅ 84.00	4 Cyl.	16V	74kW/100PS	SOHC	TD13752
2.0 Diesel	Y 20 DTL	1995cc	∅ 84.00	4 Cyl.	16V	60kW/81PS	SOHC	TD15848
CAM650						FOL208 (x8)	FOL107 (x16) [11]	[11] Hydraulic
2.2	Z 22 SE	2198cc	∅ 86.00	4 Cyl.	16V	108kW/147PS	DOHC	TD14668
CAM951							FOL199 (x16) [11]	[11] Hydraulic
CAM952								
2.2 Diesel	Y 22 DTR	2172cc	∅ 84.00	4 Cyl.	16V	92kW/125PS	SOHC	TD14924
CAM650						FOL208 (x8)	FOL107 (x16) [11]	[11] Hydraulic

544 Astra H 03/04→

1.2	Z 12 XEP	1229cc	∅ 73.40	4 Cyl.	16V	59kW/80PS	DOHC	TD18012
CAM929						FOL183 (x16)	FOL167 (x16) [11]	[11] Hydraulic
CAM907								
1.3 Diesel	Z 13 DTH	1248cc	∅ 69.60	4 Cyl.	16V	66-74kW/90-101PS	DOHC	TD18653
CAM711						FOL233 (x16)	FOL187 (x16) [11]	[11] Hydraulic
CAM712								
1.4	Z 14 XEP	1364cc	∅ 73.40	4 Cyl.	16V	66kW/89PS	DOHC	TD17476
CAM929						FOL183 (x16)	FOL167 (x16) [11]	[11] Hydraulic
CAM907								
1.4	Z 14 XEL	1364cc	∅ 77.00	4 Cyl.	16V	59kW/80PS	DOHC	TD18552
CAM917						FOL183 (x16)	FOL167 (x16) [11]	[11] Hydraulic
CAM907								
1.6	Z 16 LET	1598cc	∅ 79.00	4 Cyl.	16V	132kW/180PS	DOHC	TD19313
CAM456							FOL107 (x16) [11]	[11] Hydraulic
1.7 Diesel	A 17 DTJ	1686cc	∅ 79.00	4 Cyl.	16V	81kW/110PS	DOHC	TD20751
1.7 Diesel	A 17 DTR	1686cc	∅ 79.00	4 Cyl.	16V	92kW/125PS	DOHC	TD20061
1.7 Diesel	Z 17 DTJ	1686cc	∅ 79.00	4 Cyl.	16V	81kW/110PS	DOHC	TD24044
1.7 Diesel	Z 17 DTR	1686cc	∅ 79.00	4 Cyl.	16V	92kW/125PS	DOHC	TD19314
CAM946								
CAM947								



544 Astra H

03/04→

1.7 Diesel	Z 17 DTH	1686cc	∅ 79.00	4 Cyl.	16V	74kW/100PS	DOHC	TD17478
1.7 Diesel	Z 17 DTL	1686cc	∅ 79.00	4 Cyl.	16V	59kW/80PS	DOHC	TD17947
CAM724 ■ CAM725 ■							FOL178 (x16) [11]	[11] Hydraulic
1.8	Z 18 XE	1796cc	∅ 80.50	4 Cyl.	16V	92kW/125PS	DOHC	TD14922
							FOL107 (x16) [11]	[11] Hydraulic
1.9 Diesel	Z 19 DTL	1910cc	∅ 82.00	4 Cyl.	8V	74kW/100PS	DOHC	TD18671
CAM654							FOL104 (x8) [13]	[13] Mechanical
1.9 Diesel	Z 19 DTH	1910cc	∅ 82.00	4 Cyl.	16V	88-110kW/120-150PS	DOHC	TD18014
1.9 Diesel	Z 19 DTJ	1910cc	∅ 82.00	4 Cyl.	16V	88kW/120PS	DOHC	TD18011
CAM948 ■ →eng.82167147;81076999 CAM944 ■ eng.82167148;81077000→ CAM949 ■ →eng.82167147;81076999 CAM945 ■ eng.82167148;81077000→						FOL236 (x16) →eng.17180894 FOL235 (x16) eng.17180895→	FOL187 (x16) [11]	[11] Hydraulic
2.0	Z 20 LEL	1998cc	∅ 86.00	4 Cyl.	16V	125kW/170PS	DOHC	TD18018
2.0	Z 20 LER	1998cc	∅ 86.00	4 Cyl.	16V	147kW/200PS	DOHC	TD18028
							FOL107 (x16) [11]	[11] Hydraulic

545 Astra J

02/07→

1.3 Diesel	A 13 DTE	1248cc	∅ 69.60	4 Cyl.	16V	70kW/95PS	DOHC	TD23881
CAM711 ■ CAM712 ■						FOL233 (x16)	FOL187 (x16) [11]	[11] Hydraulic
1.4	A 14 NEL	1364cc	∅ 72.50	4 Cyl.	16V	88kW/120PS	DOHC	TD24264
1.4	A 14 NET	1364cc	∅ 72.50	4 Cyl.	16V	103kW/140PS	DOHC	TD23882
1.4	A 14 XEL	1398cc	∅ 73.40	4 Cyl.	16V	64kW/87PS	DOHC	TD24373
						FOL183 (x16)	FOL167 (x16) [11]	[11] Hydraulic
1.4	A 14 XER	1398cc	∅ 73.40	4 Cyl.	16V	74kW/101PS	DOHC	TD23855
CAM917 ■ CAM907 ■						FOL183 (x16)	FOL167 (x16) [11]	[11] Hydraulic
1.6 Diesel	B 16 DTH	1598cc	∅ 79.00	4 Cyl.	16V	99-100kW/135-136PS	DOHC	TD27815
1.6 Diesel	B 16 DTL	1598cc	∅ 79.00	4 Cyl.	16V	81kW/110PS	DOHC	TD28569
						FOL209 (x16)	FOL192 (x16) [11]	[11] Hydraulic
1.7 Diesel	A 17 DTC	1686cc	∅ 79.00	4 Cyl.	16V	81kW/110PS	DOHC	TD24379
1.7 Diesel	A 17 DTE	1686cc	∅ 79.00	4 Cyl.	16V	81kW/110PS	DOHC	TD25743
1.7 Diesel	A 17 DTF	1686cc	∅ 79.00	4 Cyl.	16V	96kW/131PS	DOHC	TD25740
1.7 Diesel	A 17 DTJ	1686cc	∅ 79.00	4 Cyl.	16V	81kW/110PS	DOHC	TD20751
1.7 Diesel	A 17 DTL	1686cc	∅ 79.00	4 Cyl.	16V	74kW/101PS	DOHC	TD25745
1.7 Diesel	A 17 DTR	1686cc	∅ 79.00	4 Cyl.	16V	92kW/125PS	DOHC	TD20061
1.7 Diesel	A 17 DTS	1686cc	∅ 79.00	4 Cyl.	16V	96kW/131PS	DOHC	TD24267
CAM946 ■ CAM947 ■								
2.0 Diesel	A 20 DTH	1956cc	∅ 83.00	4 Cyl.	16V	118kW/160PS	DOHC	TD22601
CAM944 ■ CAM945 ■						FOL235 (x16)	FOL187 (x16) [11]	[11] Hydraulic
2.0 Diesel	A 20 DTR	1956cc	∅ 83.00	4 Cyl.	16V	140kW/190PS	DOHC	TD22604
						FOL235 (x16)	FOL187 (x16) [11]	[11] Hydraulic



546 Calibra A		06/90→07/97						
2.0	C 20 NE	1998cc	Ø 86.00	4 Cyl.	8V	85kW/115PS	SOHC	TD4799
CAM361		CKS2361		FOL40 (x8)		FOL38 (x8) [11] TTP1 (x8)	[11] Hydraulic	
2.0	C 20 LET	1998cc	Ø 86.00	4 Cyl.	16V	150kW/204PS	DOHC	TD4798
						FOL107 (x16) [11] →eng.14003804 FOL142 (x16) [11] eng.14003805→	[11] Hydraulic	
2.0	X 20 XEV	1998cc	Ø 86.00	4 Cyl.	16V	100kW/136PS	DOHC	TD2737
CAM462 ■ CAM463 ■						FOL107 (x16) [11]	[11] Hydraulic	
2.5	C 25 XE	2498cc	Ø 81.60	6 Cyl.	24V	125kW/170PS	DOHC	TD4804
2.5	X 25 XE	2498cc	Ø 81.60	6 Cyl.	24V	125kW/170PS	DOHC	TD2738
						FOL107 (x24) [11]	[11] Hydraulic	
547 Cascada		03/13→						
1.4	A 14 NEL	1364cc	Ø 72.50	4 Cyl.	16V	88kW/120PS	DOHC	TD24264
1.4	A 14 NET	1364cc	Ø 72.50	4 Cyl.	16V	103kW/140PS	DOHC	TD23882
				FOL183 (x16)		FOL167 (x16) [11]	[11] Hydraulic	
2.0 Diesel	A 20 DTH	1956cc	Ø 83.00	4 Cyl.	16V	118kW/160PS	DOHC	TD22601
CAM944 ■ CAM945 ■				FOL235 (x16)		FOL187 (x16) [11]	[11] Hydraulic	
2.0 Diesel	A 20 DTR	1956cc	Ø 83.00	4 Cyl.	16V	140kW/190PS	DOHC	TD22604
				FOL235 (x16)		FOL187 (x16) [11]	[11] Hydraulic	
548 Combo		07/94→						
1.2	C 12 NZ	1187cc	Ø 72.00	4 Cyl.	8V	33kW/45PS	SOHC	TD4780
CAM453				FOL40 (x8)		FOL38 (x8) [11] TTP1 (x8)	[11] Hydraulic	
1.2	X 12 SZ	1195cc	Ø 72.00	4 Cyl.	8V	33kW/45PS	SOHC	TD2732
				FOL40 (x8)		FOL38 (x8) [11] TTP1 (x8)	[11] Hydraulic	
1.3 Diesel	A 13 FD	1248cc	Ø 69.60	4 Cyl.	16V	66kW/89PS	DOHC	TD26182
1.3 Diesel	Y 13 DT	1248cc	Ø 69.60	4 Cyl.	16V	51kW/70PS	DOHC	TD20084
1.3 Diesel	Z 13 DT	1248cc	Ø 69.60	4 Cyl.	16V	51kW/70PS	DOHC	TD17477
1.3 Diesel	Z 13 DTJ	1248cc	Ø 69.60	4 Cyl.	16V	55kW/75PS	DOHC	TD18989
CAM711 ■ CAM712 ■				FOL233 (x16)		FOL187 (x16) [11]	[11] Hydraulic	
1.4	C 14 NZ	1389cc	Ø 77.60	4 Cyl.	8V	44kW/60PS	SOHC	TD4782
CAM369		CKS2369		FOL40 (x8)		FOL38 (x8) [11] TTP1 (x8)	[11] Hydraulic	
1.4	C 14 SE	1389cc	Ø 77.60	4 Cyl.	8V	60kW/82PS	SOHC	TD4783
CAM451				FOL40 (x8)		FOL38 (x8) [11] TTP1 (x8)	[11] Hydraulic	
1.4	X 14 SZ	1389cc	Ø 77.60	4 Cyl.	8V	40-44kW/54-60PS	SOHC	TD8405
CAM950				FOL40 (x8)		FOL38 (x8) [11] TTP1 (x8)	[11] Hydraulic	
1.4	Z 14 XEP	1364cc	Ø 73.40	4 Cyl.	16V	66kW/89PS	DOHC	TD17476
CAM929 ■ CAM907 ■				FOL183 (x16)		FOL167 (x16) [11]	[11] Hydraulic	



548 Combo

07/94→

1.4	X 14 XE	1389cc	∅ 77.60	4 Cyl.	16V	66kW/89PS	DOHC	TD2733
CAM456 ■ CAM457 ■							FOL107 (x16) [11]	[11] Hydraulic
1.6	Z 16 SE	1598cc	∅ 79.00	4 Cyl.	8V	62kW/84PS	SOHC	TD15089
CAM735						FOL40 (x8)	FOL38 (x8) [11] TTP1 (x8)	[11] Hydraulic
1.7 Diesel	17 D (4EE1)	1686cc	∅ 79.00	4 Cyl.	8V	44kW/60PS	SOHC	TD5284
1.7 Diesel	X 17 D (4EE1)	1686cc	∅ 79.00	4 Cyl.	8V	44kW/60PS	SOHC	TD5298
CAM452								
1.7 Diesel	Y 17 DT	1686cc	∅ 79.00	4 Cyl.	16V	55kW/75PS	DOHC	TD13689
1.7 Diesel	Y 17 DTL	1686cc	∅ 79.00	4 Cyl.	16V	48kW/65PS	DOHC	TD14921
1.7 Diesel	Z 17 DTH	1686cc	∅ 79.00	4 Cyl.	16V	74kW/100PS	DOHC	TD17478
CAM724 ■ CAM725 ■							FOL178 (x16) [11]	[11] Hydraulic
2.0 Diesel	A 20 FD	1956cc	∅ 83.00	4 Cyl.	16V	99kW/135PS	DOHC	TD26185
CAM949 ■						FOL235 (x16)	FOL187 (x16) [11]	[11] Hydraulic

549 Commodore B

07/72→02/75

2.8	28 E	2784cc	∅ 92.00	6 Cyl.	12V	118-121kW/160-165PS	CIH	TD2675
2.8	28 EC	2784cc	∅ 92.00	6 Cyl.	12V	118kW/160PS	CIH	TD2676
							FOL5 (x12) [11]	[11] Hydraulic

550 Corsa A

09/82→03/93

1.2	C 12 NZ	1187cc	∅ 72.00	4 Cyl.	8V	33kW/45PS	SOHC	TD4780
CAM453						FOL40 (x8)	FOL38 (x8) [11] TTP1 (x8)	[11] Hydraulic
1.2	12 NV	1196cc	∅ 77.80	4 Cyl.	8V	38kW/52PS	SOHC	TD4718
1.2	12 ST	1196cc	∅ 77.80	4 Cyl.	8V	40-43kW/55-58PS	SOHC	TD4722
CAM559						FOL40 (x8)	FOL38 (x8) [11] TTP1 (x8)	[11] Hydraulic
1.3	13 NB	1297cc	∅ 75.00	4 Cyl.	8V	44kW/60PS	SOHC	TD4724
1.3	13 SB	1297cc	∅ 75.00	4 Cyl.	8V	51kW/70PS	SOHC	TD4726
CAM366						FOL40 (x8)	FOL38 (x8) [11] TTP1 (x8)	[11] Hydraulic
1.3	13 S	1297cc	∅ 75.00	4 Cyl.	8V	42-55kW/57-75PS	SOHC	TD4725
CAM316			CKS2316			FOL40 (x8)	FOL38 (x8) [11] TTP1 (x8)	[11] Hydraulic
1.4	14 NV	1389cc	∅ 77.60	4 Cyl.	8V	53-55kW/72-75PS	SOHC	TD4728
CAM365						FOL40 (x8)	FOL38 (x8) [11] TTP1 (x8)	[11] Hydraulic
1.4	C 14 NZ	1389cc	∅ 77.60	4 Cyl.	8V	44kW/60PS	SOHC	TD4782
CAM369			CKS2369			FOL40 (x8)	FOL38 (x8) [11] TTP1 (x8)	[11] Hydraulic
1.4	C 14 SE	1389cc	∅ 77.60	4 Cyl.	8V	60kW/82PS	SOHC	TD4783
CAM451						FOL40 (x8)	FOL38 (x8) [11] TTP1 (x8)	[11] Hydraulic
1.5 Diesel	15 D (4EC1)	1488cc	∅ 76.00	4 Cyl.	8V	37kW/50PS	SOHC	TD4732
1.5 Diesel	15 DT (T4EC1)	1488cc	∅ 76.00	4 Cyl.	8V	49-53kW/67-72PS	SOHC	TD4733
CAM452								



550 Corsa A 09/82→03/93

1.6	C 16 NZ	1598cc	∅ 79.00	4 Cyl.	8V	55kW/75PS	SOHC	TD4785
CAM359						FOL40 (x8)	FOL38 (x8) [11] TTP1 (x8)	[11] Hydraulic
1.6	C 16 SE	1598cc	∅ 79.00	4 Cyl.	8V	74kW/100PS	SOHC	TD4787
						FOL40 (x8)	FOL38 (x8) [11] TTP1 (x8)	[11] Hydraulic
1.6	E 16 SE	1598cc	∅ 79.00	4 Cyl.	8V	74kW/100PS	SOHC	TD4811
CAM368						FOL40 (x8)	FOL38 (x8) [11] TTP1 (x8)	[11] Hydraulic

551 Corsa B 03/93→09/00

1.0	X 10 XE	973cc	∅ 72.50	3 Cyl.	12V	40kW/54PS	DOHC	TD5512
CAM802 ■ CAM809 ■						FOL183 (x12)	FOL167 (x12) [11]	[11] Hydraulic
1.2	12 NZ	1195cc	∅ 72.00	4 Cyl.	8V	33kW/45PS	SOHC	TD4719
1.2	C 12 NZ	1187cc	∅ 72.00	4 Cyl.	8V	33kW/45PS	SOHC	TD4780
CAM453						FOL40 (x8)	FOL38 (x8) [11] TTP1 (x8)	[11] Hydraulic
1.2	X 12 SZ	1195cc	∅ 72.00	4 Cyl.	8V	33kW/45PS	SOHC	TD2732
						FOL40 (x8)	FOL38 (x8) [11] TTP1 (x8)	[11] Hydraulic
1.2	X 12 XE	1199cc	∅ 72.50	4 Cyl.	16V	48kW/65PS	DOHC	TD9508
CAM917 ■ CAM907 ■						FOL183 (x16)	FOL167 (x16) [11]	[11] Hydraulic
1.3	13 NB	1297cc	∅ 75.00	4 Cyl.	8V	44kW/60PS	SOHC	TD4724
CAM366						FOL40 (x8)	FOL38 (x8) [11] TTP1 (x8)	[11] Hydraulic
1.4	C 14 NZ	1389cc	∅ 77.60	4 Cyl.	8V	44kW/60PS	SOHC	TD4782
CAM369			CKS2369			FOL40 (x8)	FOL38 (x8) [11] TTP1 (x8)	[11] Hydraulic
1.4	C 14 SE	1389cc	∅ 77.60	4 Cyl.	8V	60kW/82PS	SOHC	TD4783
CAM451						FOL40 (x8)	FOL38 (x8) [11] TTP1 (x8)	[11] Hydraulic
1.4	X 14 SZ	1389cc	∅ 77.60	4 Cyl.	8V	40-44kW/54-60PS	SOHC	TD8405
CAM950						FOL40 (x8)	FOL38 (x8) [11] TTP1 (x8)	[11] Hydraulic
1.4	C 14 SEL	1389cc	∅ 77.60	4 Cyl.	16V	63kW/86PS	DOHC	TD16393
CAM456 ■ CAM723 ■							FOL107 (x16) [11]	[11] Hydraulic
1.4	X 14 XE	1389cc	∅ 77.60	4 Cyl.	16V	66kW/89PS	DOHC	TD2733
CAM456 ■ CAM457 ■							FOL107 (x16) [11]	[11] Hydraulic
1.5 Diesel	15 D (4EC1)	1488cc	∅ 76.00	4 Cyl.	8V	37kW/50PS	SOHC	TD4732
1.5 Diesel	15 DT (T4EC1)	1488cc	∅ 76.00	4 Cyl.	8V	49-53kW/67-72PS	SOHC	TD4733
CAM452								
1.6	C 16 SEL	1598cc	∅ 79.00	4 Cyl.	16V	78kW/106PS	DOHC	TD16394
CAM456 ■ CAM723 ■							FOL107 (x16) [11]	[11] Hydraulic
1.6	C 16 XE	1598cc	∅ 79.00	4 Cyl.	16V	80kW/109PS	DOHC	TD4789
1.6	X 16 XE	1598cc	∅ 79.00	4 Cyl.	16V	78kW/106PS	DOHC	TD2735
CAM456 ■ ■ (x2)							FOL107 (x16) [11]	[11] Hydraulic



551 Corsa B 03/93→09/00

1.7 Diesel	17 D (4EE1)	1686cc	∅ 79.00	4 Cyl.	8V	44kW/60PS	SOHC	TD5284
1.7 Diesel	X 17 D (4EE1)	1686cc	∅ 79.00	4 Cyl.	8V	44kW/60PS	SOHC	TD5298
CAM452								

552 Corsa C 09/00→12/09

1.0	Z 10 XE	973cc	∅ 72.50	3 Cyl.	12V	43kW/58PS	DOHC	TD14008
1.0	Z 10 XEP	998cc	∅ 73.40	3 Cyl.	12V	44kW/60PS	DOHC	TD17475
CAM918 ■ CAM809 ■						FOL183 (x12)	FOL167 (x12) [11]	[11] Hydraulic
1.2	Z 12 XE	1199cc	∅ 72.50	4 Cyl.	16V	55kW/75PS	DOHC	TD14009
CAM917 ■ CAM907 ■						FOL183 (x16)	FOL167 (x16) [11]	[11] Hydraulic
1.2	Z 12 XEP	1229cc	∅ 73.40	4 Cyl.	16V	59kW/80PS	DOHC	TD18012
CAM929 ■ CAM907 ■						FOL183 (x16)	FOL167 (x16) [11]	[11] Hydraulic
1.3 Diesel	Z 13 DT	1248cc	∅ 69.60	4 Cyl.	16V	51kW/70PS	DOHC	TD17477
CAM711 ■ CAM712 ■						FOL233 (x16)	FOL187 (x16) [11]	[11] Hydraulic
1.4	Z 14 XEP	1364cc	∅ 73.40	4 Cyl.	16V	66kW/89PS	DOHC	TD17476
CAM929 ■ CAM907 ■						FOL183 (x16)	FOL167 (x16) [11]	[11] Hydraulic
1.4	Z 14 XE	1389cc	∅ 77.60	4 Cyl.	16V	66kW/89PS	DOHC	TD14920
CAM456 ■ CAM457 ■							FOL107 (x16) [11]	[11] Hydraulic
1.6	Z 16 SE	1598cc	∅ 79.00	4 Cyl.	8V	62kW/84PS	SOHC	TD15089
CAM735						FOL40 (x8)	FOL38 (x8) [11] TTP1 (x8)	[11] Hydraulic
1.7 Diesel	Y 17 DT	1686cc	∅ 79.00	4 Cyl.	16V	55kW/75PS	DOHC	TD13689
1.7 Diesel	Y 17 DTL	1686cc	∅ 79.00	4 Cyl.	16V	48kW/65PS	DOHC	TD14921
1.7 Diesel	Z 17 DTH	1686cc	∅ 79.00	4 Cyl.	16V	74kW/100PS	DOHC	TD17478
CAM724 ■ CAM725 ■							FOL178 (x16) [11]	[11] Hydraulic
1.8	Z 18 XE	1796cc	∅ 80.50	4 Cyl.	16V	92kW/125PS	DOHC	TD14922
							FOL107 (x16) [11]	[11] Hydraulic

553 Corsa Classic 08/94→12/03

1.3	13 NB	1297cc	∅ 75.00	4 Cyl.	8V	44kW/60PS	SOHC	TD4724
CAM366						FOL40 (x8)	FOL38 (x8) [11] TTP1 (x8)	[11] Hydraulic
1.4	C 14 NZ	1389cc	∅ 77.60	4 Cyl.	8V	44kW/60PS	SOHC	TD4782
CAM369						CKS2369	FOL40 (x8)	FOL38 (x8) [11] TTP1 (x8)
1.4	Z 14 XEP	1364cc	∅ 73.40	4 Cyl.	16V	66kW/89PS	DOHC	TD17476
CAM929 ■ CAM907 ■						FOL183 (x16)	FOL167 (x16) [11]	[11] Hydraulic
1.4	Z 14 XE	1389cc	∅ 77.60	4 Cyl.	16V	66kW/89PS	DOHC	TD14920
CAM456 ■ CAM457 ■							FOL107 (x16) [11]	[11] Hydraulic
1.6	C 16 SEL	1598cc	∅ 79.00	4 Cyl.	16V	78kW/106PS	DOHC	TD16394
CAM456 ■ CAM723 ■							FOL107 (x16) [11]	[11] Hydraulic



554 Corsa D 07/06→

1.0	Z 10 XEP	998cc	Ø 73.40	3 Cyl.	12V	44kW/60PS	DOHC	TD17475
CAM918						FOL183 (x12)	FOL167 (x12) [11]	[11] Hydraulic
CAM809								
1.2	A 12 XEL	1229cc	Ø 73.40	4 Cyl.	16V	51kW/69PS	DOHC	TD24371
						FOL183 (x16)	FOL167 (x16) [11]	[11] Hydraulic
1.2	A 12 XER	1229cc	Ø 73.40	4 Cyl.	16V	63kW/86PS	DOHC	TD24372
CAM917						FOL183 (x16)	FOL167 (x16) [11]	[11] Hydraulic
CAM907								
1.2	Z 12 XEP	1229cc	Ø 73.40	4 Cyl.	16V	59kW/80PS	DOHC	TD18012
CAM929						FOL183 (x16)	FOL167 (x16) [11]	[11] Hydraulic
CAM907								
1.3 Diesel	A 13 DTC	1248cc	Ø 69.60	4 Cyl.	16V	55kW/75PS	DOHC	TD24265
1.3 Diesel	A 13 DTE	1248cc	Ø 69.60	4 Cyl.	16V	70kW/95PS	DOHC	TD23881
1.3 Diesel	A 13 DTR	1248cc	Ø 69.60	4 Cyl.	16V	70kW/95PS	DOHC	TD24378
1.3 Diesel	Z 13 DTE	1248cc	Ø 69.60	4 Cyl.	16V	70kW/95PS	DOHC	TD24376
1.3 Diesel	Z 13 DTH	1248cc	Ø 69.60	4 Cyl.	16V	66-74kW/90-101PS	DOHC	TD18653
1.3 Diesel	Z 13 DTJ	1248cc	Ø 69.60	4 Cyl.	16V	55kW/75PS	DOHC	TD18989
CAM711						FOL233 (x16)	FOL187 (x16) [11]	[11] Hydraulic
CAM712								
1.4	A 14 NEL	1364cc	Ø 72.50	4 Cyl.	16V	88kW/120PS	DOHC	TD24264
						FOL183 (x16)	FOL167 (x16) [11]	[11] Hydraulic
1.4	Z 14 XEP	1364cc	Ø 73.40	4 Cyl.	16V	66kW/89PS	DOHC	TD17476
CAM929						FOL183 (x16)	FOL167 (x16) [11]	[11] Hydraulic
CAM907								
1.4	A 14 XEL	1398cc	Ø 73.40	4 Cyl.	16V	64kW/87PS	DOHC	TD24373
						FOL183 (x16)	FOL167 (x16) [11]	[11] Hydraulic
1.4	A 14 XER	1398cc	Ø 73.40	4 Cyl.	16V	74kW/101PS	DOHC	TD23855
CAM917						FOL183 (x16)	FOL167 (x16) [11]	[11] Hydraulic
CAM907								
1.6	Z 16 LET	1598cc	Ø 79.00	4 Cyl.	16V	132kW/180PS	DOHC	TD19313
CAM456							FOL107 (x16) [11]	[11] Hydraulic
1.7 Diesel	A 17 DTS	1686cc	Ø 79.00	4 Cyl.	16V	96kW/131PS	DOHC	TD24267
1.7 Diesel	Z 17 DTR	1686cc	Ø 79.00	4 Cyl.	16V	92kW/125PS	DOHC	TD19314
CAM946								
CAM947								

555 Corsa Pickup 01/96→12/10

1.3	13 NB	1297cc	Ø 75.00	4 Cyl.	8V	44kW/60PS	SOHC	TD4724
CAM366						FOL40 (x8)	FOL38 (x8) [11] TTP1 (x8)	[11] Hydraulic
1.4	Z 14 XE	1389cc	Ø 77.60	4 Cyl.	16V	66kW/89PS	DOHC	TD14920
CAM456							FOL107 (x16) [11]	[11] Hydraulic
CAM457								
1.7 Diesel	X 17 D (4EE1)	1686cc	Ø 79.00	4 Cyl.	8V	44kW/60PS	SOHC	TD5298
CAM452								
1.7 Diesel	Y 17 DT	1686cc	Ø 79.00	4 Cyl.	16V	55kW/75PS	DOHC	TD13689
1.7 Diesel	Y 17 DTL	1686cc	Ø 79.00	4 Cyl.	16V	48kW/65PS	DOHC	TD14921
CAM724							FOL178 (x16) [11]	[11] Hydraulic
CAM725								



556 Diplomat B		03/69→02/75						
2.8	28 E	2784cc	∅ 92.00	6 Cyl.	12V	118-121kW/160-165PS	CIH	TD2675
							FOL5 (x12) [11]	[11] Hydraulic
557 Frontera A		03/92→10/98						
2.0	C 20 NE	1998cc	∅ 86.00	4 Cyl.	8V	85kW/115PS	SOHC	TD4799
CAM361			CKS2361			FOL40 (x8)	FOL38 (x8) [11] TTP1 (x8)	[11] Hydraulic
2.2	X 22 XE	2198cc	∅ 86.00	4 Cyl.	16V	100kW/136PS	DOHC	TD4827
CAM462 ■ CAM463 ■							FOL107 (x16) [11]	[11] Hydraulic
558 Frontera B		10/98→						
2.2	X 22 SE	2198cc	∅ 86.00	4 Cyl.	16V	100-104kW/136-141PS	DOHC	TD15849
2.2	Y 22 SE	2198cc	∅ 86.00	4 Cyl.	16V	100kW/136PS	DOHC	TD15093
CAM462 ■ CAM463 ■							FOL107 (x16) [11]	[11] Hydraulic
2.2 Diesel	X 22 DTH	2172cc	∅ 84.00	4 Cyl.	16V	85kW/115PS	SOHC	TD9510
2.2 Diesel	Y 22 DTH	2172cc	∅ 84.00	4 Cyl.	16V	85/88/92kW/115/120/125PS	SOHC	TD15091
CAM650						FOL208 (x8)	FOL107 (x16) [11]	[11] Hydraulic
559 GT Convertible		06/07→						
2.0	LNF	1998cc	∅ 86.00	4 Cyl.	16V	194kW/264PS	DOHC	TD21018
2.0	Z 20 NHH	1998cc	∅ 86.00	4 Cyl.	16V	194kW/264PS	DOHC	TD20064
							FOL199 (x16) [11]	[11] Hydraulic
560 Insignia		07/08→						
1.4	A 14 NET	1364cc	∅ 72.50	4 Cyl.	16V	103kW/140PS	DOHC	TD23882
						FOL183 (x16)	FOL167 (x16) [11]	[11] Hydraulic
2.0	A 20 NHT	1998cc	∅ 86.00	4 Cyl.	16V	162kW/220PS	DOHC	TD22593
							FOL199 (x16) [11]	[11] Hydraulic
2.0 Diesel	A 20 DT	1956cc	∅ 83.00	4 Cyl.	16V	96kW/131PS	DOHC	TD25782
2.0 Diesel	A 20 DTC	1956cc	∅ 83.00	4 Cyl.	16V	81kW/110PS	DOHC	TD22597
2.0 Diesel	A 20 DTE	1956cc	∅ 83.00	4 Cyl.	16V	88-103kW/120-140PS	DOHC	TD28123
2.0 Diesel	A 20 DTH	1956cc	∅ 83.00	4 Cyl.	16V	118kW/160PS	DOHC	TD22601
2.0 Diesel	A 20 DTJ	1956cc	∅ 83.00	4 Cyl.	16V	96kW/131PS	DOHC	TD22599
2.0 Diesel	A 20 DTL	1956cc	∅ 83.00	4 Cyl.	16V	81kW/110PS	DOHC	TD25724
CAM944 ■ CAM945 ■						FOL235 (x16)	FOL187 (x16) [11]	[11] Hydraulic
2.0 Diesel	A 20 DTR	1956cc	∅ 83.00	4 Cyl.	16V	140kW/190PS	DOHC	TD22604
						FOL235 (x16)	FOL187 (x16) [11]	[11] Hydraulic
2.8	A 28 NER	2792cc	∅ 89.00	6 Cyl.	24V	239kW/325PS	DOHC	TD23883
2.8	A 28 NET	2792cc	∅ 89.00	6 Cyl.	24V	191kW/260PS	DOHC	TD22595
							FOL199 (x24) [11]	[11] Hydraulic



561 Kadett C 05/77→07/79

1.6	16 S	1584cc	∅ 85.00	4 Cyl.	8V	55kW/75PS	CIH	TD4737
							FOL3 (x8) [13]	[13] Mechanical
2.0	20 E	1979cc	∅ 95.00	4 Cyl.	8V	81kW/110PS	CIH	TD2642
CAM326							FOL5 (x8) [11]	[11] Hydraulic

562 Kadett D 08/79→08/84

1.2	12 ST	1196cc	∅ 77.80	4 Cyl.	8V	40-43kW/55-58PS	SOHC	TD4722
CAM559						FOL40 (x8)	FOL38 (x8) [11] TTP1 (x8)	[11] Hydraulic
1.3	13 N	1297cc	∅ 75.00	4 Cyl.	8V	39-44kW/53-60PS	SOHC	TD4723
CAM366						FOL40 (x8)	FOL38 (x8) [11] TTP1 (x8)	[11] Hydraulic
1.3	13 S	1297cc	∅ 75.00	4 Cyl.	8V	42-55kW/57-75PS	SOHC	TD4725
CAM316		CKS2316				FOL40 (x8)	FOL38 (x8) [11] TTP1 (x8)	[11] Hydraulic
1.6	16 SH	1598cc	∅ 80.00	4 Cyl.	8V	66kW/89PS	SOHC	TD4739
CAM317						FOL40 (x8)	FOL38 (x8) [11] TTP1 (x8)	[11] Hydraulic
1.6 Diesel	16 D	1598cc	∅ 80.00	4 Cyl.	8V	40kW/54PS	SOHC	TD4734
CAM341						FOL40 (x8)	FOL38 (x8) [11] TTP1 (x8)	[11] Hydraulic
1.8	18 E	1796cc	∅ 84.80	4 Cyl.	8V	82-85kW/112-115PS	SOHC	TD4749
						FOL40 (x8)	FOL38 (x8) [11] TTP1 (x8)	[11] Hydraulic

563 Kadett E 08/84→05/00

1.3	13 N	1297cc	∅ 75.00	4 Cyl.	8V	39-44kW/53-60PS	SOHC	TD4723
1.3	13 NB	1297cc	∅ 75.00	4 Cyl.	8V	44kW/60PS	SOHC	TD4724
CAM366						FOL40 (x8)	FOL38 (x8) [11] TTP1 (x8)	[11] Hydraulic
1.3	13 S	1297cc	∅ 75.00	4 Cyl.	8V	42-55kW/57-75PS	SOHC	TD4725
CAM316		CKS2316				FOL40 (x8)	FOL38 (x8) [11] TTP1 (x8)	[11] Hydraulic
1.4	14 NV	1389cc	∅ 77.60	4 Cyl.	8V	53-55kW/72-75PS	SOHC	TD4728
CAM365						FOL40 (x8)	FOL38 (x8) [11] TTP1 (x8)	[11] Hydraulic
1.4	C 14 NZ	1389cc	∅ 77.60	4 Cyl.	8V	44kW/60PS	SOHC	TD4782
CAM369		CKS2369				FOL40 (x8)	FOL38 (x8) [11] TTP1 (x8)	[11] Hydraulic
1.4	C 14 SE	1389cc	∅ 77.60	4 Cyl.	8V	60kW/82PS	SOHC	TD4783
CAM451						FOL40 (x8)	FOL38 (x8) [11] TTP1 (x8)	[11] Hydraulic
1.5 Diesel	15 DT (T4EC1)	1488cc	∅ 76.00	4 Cyl.	8V	49-53kW/67-72PS	SOHC	TD4733
CAM452								
1.6	16 SV	1598cc	∅ 79.00	4 Cyl.	8V	60kW/82PS	SOHC	TD4740
1.6	C 16 NZ	1598cc	∅ 79.00	4 Cyl.	8V	55kW/75PS	SOHC	TD4785
1.6	E 16 NZ	1598cc	∅ 79.00	4 Cyl.	8V	55kW/75PS	SOHC	TD4810
CAM359						FOL40 (x8)	FOL38 (x8) [11] TTP1 (x8)	[11] Hydraulic
1.6	C 16 LZ	1598cc	∅ 79.00	4 Cyl.	8V	55kW/75PS	SOHC	TD4784
CAM359						FOL40 (x8)	FOL38 (x8) [11] TTP1	[11] Hydraulic



563 Kadett E		08/84→05/00					
1.6 E 16 SE	1598cc	∅ 79.00	4 Cyl.	8V	74kW/100PS	SOHC	TD4811
CAM368					FOL40 (x8)	FOL38 (x8) [11] TTP1 (x8)	[11] Hydraulic
1.6 X 16 SZR	1598cc	∅ 79.00	4 Cyl.	8V	55kW/75PS	SOHC	TD4819
CAM735 eng.02HV1801→					FOL40 (x8)	FOL38 (x8) [11] TTP1 (x8)	[11] Hydraulic
1.6 16 SH	1598cc	∅ 80.00	4 Cyl.	8V	66kW/89PS	SOHC	TD4739
CAM317					FOL40 (x8)	FOL38 (x8) [11] TTP1 (x8)	[11] Hydraulic
1.6 Diesel 16 D	1598cc	∅ 80.00	4 Cyl.	8V	40kW/54PS	SOHC	TD4734
CAM341					FOL40 (x8)	FOL38 (x8) [11] TTP1 (x8)	[11] Hydraulic
1.6 Diesel 16 DA	1598cc	∅ 80.00	4 Cyl.	8V	40kW/54PS	SOHC	TD4735
CAM341 →eng.14498630 CAM364 eng.14498631→		CKS2364 eng.14498631→ CKS4364 eng.14498631→			FOL40 (x8)	FOL38 (x8) [11] TTP1 (x8)	[11] Hydraulic
1.7 Diesel 17 D	1699cc	∅ 82.50	4 Cyl.	8V	42kW/57PS	SOHC	TD4742
1.7 Diesel 17 DR	1699cc	∅ 82.50	4 Cyl.	8V	42-44kW/57-60PS	SOHC	TD4744
CAM364		CKS2364 CKS4364			FOL40 (x8)	FOL38 (x8) [11] TTP1 (x8)	[11] Hydraulic
1.8 18 E	1796cc	∅ 84.80	4 Cyl.	8V	82-85kW/112-115PS	SOHC	TD4749
1.8 18 SE	1796cc	∅ 84.80	4 Cyl.	8V	82-85kW/112-116PS	SOHC	TD4753
					FOL40 (x8)	FOL38 (x8) [11] TTP1 (x8)	[11] Hydraulic
1.8 18 SV	1796cc	∅ 84.80	4 Cyl.	8V	66kW/90PS	SOHC	TD4755
1.8 C 18 NZ	1796cc	∅ 84.80	4 Cyl.	8V	66kW/90PS	SOHC	TD4793
CAM361		CKS2361			FOL40 (x8)	FOL38 (x8) [11] TTP1 (x8)	[11] Hydraulic
1.8 E 18 NV	1796cc	∅ 84.80	4 Cyl.	8V	62kW/84PS	SOHC	TD4812
CAM402					FOL40 (x8)	FOL38 (x8) [11] TTP1 (x8)	[11] Hydraulic
2.0 20 NE	1998cc	∅ 86.00	4 Cyl.	8V	85kW/115PS	SOHC	TD4759
2.0 20 SE	1998cc	∅ 86.00	4 Cyl.	8V	85-90kW/115-122PS	SOHC	TD2651
2.0 C 20 NE	1998cc	∅ 86.00	4 Cyl.	8V	85kW/115PS	SOHC	TD4799
CAM361		CKS2361			FOL40 (x8)	FOL38 (x8) [11] TTP1 (x8)	[11] Hydraulic
2.0 20 SEH	1998cc	∅ 86.00	4 Cyl.	8V	95kW/129PS	SOHC	TD4763
CAM429					FOL40 (x8)	FOL38 (x8) [11] TTP1 (x8)	[11] Hydraulic
2.0 20 XE	1998cc	∅ 86.00	4 Cyl.	16V	115kW/156PS	DOHC	TD4765
						FOL107 (x16) [11] →eng.14137011 FOL142 (x16) [11] eng.14137012→	[11] Hydraulic

564 Manta A		09/70→08/75					
1.6 16 S	1584cc	∅ 85.00	4 Cyl.	8V	55kW/75PS	CIH	TD4737
						FOL3 (x8) [13]	[13] Mechanical



565 Manta B		09/75→08/88						
1.3	13 N	1297cc	Ø 75.00	4 Cyl.	8V	39-44kW/53-60PS	SOHC	TD4723
CAM366						FOL40 (x8)	FOL38 (x8) [11] TTP1 (x8)	[11] Hydraulic
1.3	13 S	1297cc	Ø 75.00	4 Cyl.	8V	42-55kW/57-75PS	SOHC	TD4725
CAM316						CKS2316 FOL40 (x8)	FOL38 (x8) [11] TTP1 (x8)	[11] Hydraulic
1.6	16 S	1584cc	Ø 85.00	4 Cyl.	8V	55kW/75PS	CIH	TD4737
							FOL3 (x8) [13]	[13] Mechanical
1.8	18 S	1796cc	Ø 84.80	4 Cyl.	8V	65-66kW/88-90PS	SOHC	TD4752
CAM367						FOL40 (x8)	FOL38 (x8) [11] TTP1 (x8)	[11] Hydraulic
2.0	20 E	1979cc	Ø 95.00	4 Cyl.	8V	81kW/110PS	CIH	TD2642
2.0	20 N	1979cc	Ø 95.00	4 Cyl.	8V	56-66kW/76-90PS	CIH	TD4758
2.0	20 S	1979cc	Ø 95.00	4 Cyl.	8V	74kW/100PS	CIH	TD4762
CAM326							FOL5 (x8) [11]	[11] Hydraulic
566 Meriva		05/03→05/10						
1.3 Diesel	Y 13 DT	1248cc	Ø 69.60	4 Cyl.	16V	51kW/70PS	DOHC	TD20084
1.3 Diesel	Z 13 DT	1248cc	Ø 69.60	4 Cyl.	16V	51kW/70PS	DOHC	TD17477
1.3 Diesel	Z 13 DTJ	1248cc	Ø 69.60	4 Cyl.	16V	55kW/75PS	DOHC	TD18989
CAM711 ■ CAM712 ■						FOL233 (x16)	FOL187 (x16) [11]	[11] Hydraulic
1.4	Z 14 XEP	1364cc	Ø 73.40	4 Cyl.	16V	66kW/89PS	DOHC	TD17476
CAM929 ■ CAM907 ■						FOL183 (x16)	FOL167 (x16) [11]	[11] Hydraulic
1.6	Z 16 SE	1598cc	Ø 79.00	4 Cyl.	8V	62kW/84PS	SOHC	TD15089
CAM735						FOL40 (x8)	FOL38 (x8) [11] TTP1 (x8)	[11] Hydraulic
1.6	Z 16 LET	1598cc	Ø 79.00	4 Cyl.	16V	132kW/180PS	DOHC	TD19313
CAM456 ■							FOL107 (x16) [11]	[11] Hydraulic
1.6	Z 16 XE	1598cc	Ø 79.00	4 Cyl.	16V	74kW/100PS	DOHC	TD14923
CAM456 ■ CAM457 ■							FOL107 (x16) [11]	[11] Hydraulic
1.7 Diesel	A 17 DTR	1686cc	Ø 79.00	4 Cyl.	16V	92kW/125PS	DOHC	TD20061
1.7 Diesel	Z 17 DT	1686cc	Ø 79.00	4 Cyl.	16V	74kW/101PS	DOHC	TD25865
1.7 Diesel	Z 17 DTR	1686cc	Ø 79.00	4 Cyl.	16V	92kW/125PS	DOHC	TD19314
CAM946 ■ CAM947 ■								
1.7 Diesel	Y 17 DT	1686cc	Ø 79.00	4 Cyl.	16V	55kW/75PS	DOHC	TD13689
1.7 Diesel	Z 17 DTH	1686cc	Ø 79.00	4 Cyl.	16V	74kW/100PS	DOHC	TD17478
CAM724 ■ CAM725 ■							FOL178 (x16) [11]	[11] Hydraulic
1.8	Z 18 XE	1796cc	Ø 80.50	4 Cyl.	16V	92kW/125PS	DOHC	TD14922
							FOL107 (x16) [11]	[11] Hydraulic



567 Meriva B		06/10→						
1.3 Diesel	A 13 DTC	1248cc	∅ 69.60	4 Cyl.	16V	55kW/75PS	DOHC	TD24265
1.3 Diesel	A 13 DTE	1248cc	∅ 69.60	4 Cyl.	16V	70kW/95PS	DOHC	TD23881
CAM711 ■						FOL233 (x16)	FOL187 (x16) [11]	[11] Hydraulic
CAM712 ■								
1.4	A 14 NEL	1364cc	∅ 72.50	4 Cyl.	16V	88kW/120PS	DOHC	TD24264
1.4	A 14 NET	1364cc	∅ 72.50	4 Cyl.	16V	103kW/140PS	DOHC	TD23882
						FOL183 (x16)	FOL167 (x16) [11]	[11] Hydraulic
1.4	A 14 XER	1398cc	∅ 73.40	4 Cyl.	16V	74kW/101PS	DOHC	TD23855
CAM917 ■						FOL183 (x16)	FOL167 (x16) [11]	[11] Hydraulic
CAM907 ■								
1.6 Diesel	B 16 DTC	1598cc	∅ 79.00	4 Cyl.	16V	70kW/95PS	DOHC	TD28882
1.6 Diesel	B 16 DTE	1598cc	∅ 79.00	4 Cyl.	16V	81kW/110PS		TD30372
1.6 Diesel	B 16 DTH	1598cc	∅ 79.00	4 Cyl.	16V	99-100kW/135-136PS	DOHC	TD27815
1.6 Diesel	B 16 DTL	1598cc	∅ 79.00	4 Cyl.	16V	81kW/110PS	DOHC	TD28569
						FOL209 (x16)	FOL192 (x16) [11]	[11] Hydraulic
1.7 Diesel	A 17 DT	1686cc	∅ 79.00	4 Cyl.	16V	74kW/101PS	DOHC	TD24266
1.7 Diesel	A 17 DTC	1686cc	∅ 79.00	4 Cyl.	16V	81kW/110PS	DOHC	TD24379
1.7 Diesel	A 17 DTI	1686cc	∅ 79.00	4 Cyl.	16V	81kW/110PS	DOHC	TD28265
1.7 Diesel	A 17 DTS	1686cc	∅ 79.00	4 Cyl.	16V	96kW/131PS	DOHC	TD24267
CAM946 ■								
CAM947 ■								

568 Mokka		06/12→						
1.4	A 14 NET	1364cc	∅ 72.50	4 Cyl.	16V	103kW/140PS	DOHC	TD23882
						FOL183 (x16)	FOL167 (x16) [11]	[11] Hydraulic
1.7 Diesel	A 17 DTS	1686cc	∅ 79.00	4 Cyl.	16V	96kW/131PS	DOHC	TD24267
CAM946 ■								
CAM947 ■								

569 Monza A		02/78→08/86						
2.8	28 H	2784cc	∅ 92.00	6 Cyl.	12V	103-107kW/140-146PS	CIH	TD2677
3.0	30 E	2969cc	∅ 95.00	6 Cyl.	12V	132kW/180PS	CIH	TD4775
							FOL5 (x12) [11]	[11] Hydraulic

570 Movano		07/98→						
1.9 Diesel	F9Q 770	1870cc	∅ 80.00	4 Cyl.	8V	59kW/80PS	SOHC	TD19374
1.9 Diesel	F9Q 772	1870cc	∅ 80.00	4 Cyl.	8V	60kW/82PS	SOHC	TD23125
1.9 Diesel	F9Q 774	1870cc	∅ 80.00	4 Cyl.	8V	60kW/81PS	SOHC	TD18252
CAM706								
2.2 Diesel	G9T 720	2188cc	∅ 87.00	4 Cyl.	16V	66kW/89PS	DOHC	TD18875
2.2 Diesel	G9T 722	2188cc	∅ 87.00	4 Cyl.	16V	66kW/90PS	DOHC	TD21397
2.2 Diesel	G9T 750	2188cc	∅ 87.00	4 Cyl.	16V	66kW/90PS	DOHC	TD23885
CAM926 ■						FOL246 (x16)		
CAM927 ■								
2.5 Diesel	S8U 770	2499cc	∅ 93.00	4 Cyl.	8V	59kW/80PS	SOHC	TD22881
CAM718								



570 Movano		07/98→						
2.5 Diesel	G9U 632	2464cc	Ø 89.00	4 Cyl.	16V	88-107kW/120-146PS	DOHC	TD21014
2.5 Diesel	G9U 650	2464cc	Ø 89.00	4 Cyl.	16V	74-88kW/101-120PS	DOHC	TD21012
2.5 Diesel	G9U 720	2464cc	Ø 89.00	4 Cyl.	16V	85kW/116PS	DOHC	TD18874
2.5 Diesel	G9U 724	2464cc	Ø 89.00	4 Cyl.	16V	84kW/115PS	DOHC	TD19367
2.5 Diesel	G9U 750	2464cc	Ø 89.00	4 Cyl.	16V	84kW/115PS	DOHC	TD23887
2.5 Diesel	G9U 754	2464cc	Ø 89.00	4 Cyl.	16V	84-73kW/115-99PS	DOHC	TD19817
CAM926						FOL246 (x16)		
CAM927								
2.8 Diesel	S9W 702	2799cc	Ø 94.40	4 Cyl.	8V	84kW/114PS	SOHC	TD19360
CAM681						FOL169 (x8) [13]	[13] Mechanical	

571 Movano B		05/10→						
2.3 Diesel	M9T 670	2298cc	Ø 85.00	4 Cyl.	16V	74-92kW/101-125PS	DOHC	TD25055
2.3 Diesel	M9T 672	2298cc	Ø 85.00	4 Cyl.	16V	74-92kW/101-125PS	DOHC	TD25226
2.3 Diesel	M9T 676	2298cc	Ø 85.00	4 Cyl.	16V	74-92kW/101-125PS	DOHC	TD25056
2.3 Diesel	M9T 678	2298cc	Ø 85.00	4 Cyl.	16V	107kW/146PS	DOHC	TD25157
2.3 Diesel	M9T 680	2298cc	Ø 85.00	4 Cyl.	16V	92-107kW/125-146PS	DOHC	TD25137
2.3 Diesel	M9T 686	2298cc	Ø 85.00	4 Cyl.	16V	92kW/125PS	DOHC	TD25231
2.3 Diesel	M9T 690	2298cc	Ø 85.00	4 Cyl.	16V	74-92kW/101-125PS	DOHC	TD25230
2.3 Diesel	M9T 692	2298cc	Ø 85.00	4 Cyl.	16V	74-92kW/101-125PS	DOHC	TD25224
2.3 Diesel	M9T 694	2298cc	Ø 85.00	4 Cyl.	16V	107kW/146PS	DOHC	TD25058
2.3 Diesel	M9T 696	2298cc	Ø 85.00	4 Cyl.	16V	92-107kW/125-146PS	DOHC	TD25225
2.3 Diesel	M9T 698	2298cc	Ø 85.00	4 Cyl.	16V	92-107kW/125-146PS	DOHC	TD25057
						FOL189 (x16)	FOL190 (x16) [11]	[11] Hydraulic

572 Omega A		09/86→04/94						
1.8	18 NV	1796cc	Ø 84.80	4 Cyl.	8V	60kW/82PS	SOHC	TD4751
1.8	E 18 NVR	1796cc	Ø 84.80	4 Cyl.	8V	65kW/88PS	SOHC	TD4813
CAM402						FOL40 (x8)	FOL38 (x8) [11] TTP1 (x8)	[11] Hydraulic
1.8	18 SEH	1796cc	Ø 84.80	4 Cyl.	8V	85kW/115PS	SOHC	TD4754
1.8	18 SV	1796cc	Ø 84.80	4 Cyl.	8V	66kW/90PS	SOHC	TD4755
2.0	20 SE	1998cc	Ø 86.00	4 Cyl.	8V	85-90kW/115-122PS	SOHC	TD2651
2.0	C 20 NE	1998cc	Ø 86.00	4 Cyl.	8V	85kW/115PS	SOHC	TD4799
CAM361		CKS2361				FOL40 (x8)	FOL38 (x8) [11] TTP1 (x8)	[11] Hydraulic
3.0	C 30 SE	2969cc	Ø 95.00	6 Cyl.	24V	150kW/204PS	DOHC	TD4807
3.0	C 30 SEJ	2969cc	Ø 95.00	6 Cyl.	24V	147kW/200PS	DOHC	TD4808
3.6	C 36 GET	3638cc	Ø 95.30	6 Cyl.	24V	280kW/380PS	DOHC	TD12709
						FOL142 (x24) [11]		[11] Hydraulic

573 Omega B		03/94→07/03						
2.0	20 SE	1998cc	Ø 86.00	4 Cyl.	8V	85-90kW/115-122PS	SOHC	TD2651
CAM361		CKS2361				FOL40 (x8)	FOL38 (x8) [11] TTP1 (x8)	[11] Hydraulic
2.0	X 20 XEV	1998cc	Ø 86.00	4 Cyl.	16V	100kW/136PS	DOHC	TD2737
CAM462						FOL107 (x16) [11]		[11] Hydraulic
CAM463								



573 Omega B		03/94→07/03						
2.0 Diesel	X 20 DTH	1995cc	∅ 84.00	4 Cyl.	16V	74kW/100PS	SOHC	TD9729
CAM650						FOL208 (x8)	FOL107 (x16) [11]	[11] Hydraulic
2.2	Y 22 XE	2198cc	∅ 86.00	4 Cyl.	16V	106kW/144PS	DOHC	TD13048
2.2	Z 22 XE	2198cc	∅ 86.00	4 Cyl.	16V	106kW/144PS	DOHC	TD15850
							FOL107 (x16) [11]	[11] Hydraulic
2.2 Diesel	Y 22 DTH	2172cc	∅ 84.00	4 Cyl.	16V	85/88/92kW/115/120/125PS	SOHC	TD15091
2.2 Diesel	Y 22 DTR	2172cc	∅ 84.00	4 Cyl.	16V	92kW/125PS	SOHC	TD14924
CAM650						FOL208 (x8)	FOL107 (x16) [11]	[11] Hydraulic
2.5	X 25 XE	2498cc	∅ 81.60	6 Cyl.	24V	125kW/170PS	DOHC	TD2738
							FOL107 (x24) [11]	[11] Hydraulic
2.5 Diesel	25 DT	2498cc	∅ 80.00	6 Cyl.	12V	96kW/131PS	SOHC	TD4817
2.5 Diesel	X 25 TD	2498cc	∅ 80.00	6 Cyl.	12V	96kW/130PS	SOHC	TD4828
2.5 Diesel	X 25 TD	2498cc	∅ 80.00	6 Cyl.	12V	96kW/131PS	SOHC	TD17322
CAM458							FOL129 (x12) [11]	[11] Hydraulic
2.5 Diesel	Y 25 DT	2497cc	∅ 80.00	6 Cyl.	24V	110kW/150PS	DOHC	TD16301
						FOL186 (x24)	FOL152 (x24) [11]	[11] Hydraulic
2.6	Y 26 SE	2597cc	∅ 83.20	6 Cyl.	24V	125-132kW/170-180PS	DOHC	TD14925
3.0	X 30 XE	2962cc	∅ 86.00	6 Cyl.	24V	155kW/211PS	DOHC	TD2739
3.2	Y 32 SE	3175cc	∅ 87.50	6 Cyl.	24V	160kW/218PS	DOHC	TD15851
							FOL107 (x24) [11]	[11] Hydraulic

574 Rekord D		09/75→08/77						
2.0	20 S	1979cc	∅ 95.00	4 Cyl.	8V	74kW/100PS	CIH	TD4762
CAM326							FOL5 (x8) [11]	[11] Hydraulic

575 Rekord E		08/77→12/91						
1.8	18 N	1796cc	∅ 84.80	4 Cyl.	8V	55kW/75PS	SOHC	TD4750
1.8	18 S	1796cc	∅ 84.80	4 Cyl.	8V	65-66kW/88-90PS	SOHC	TD4752
CAM367						FOL40 (x8)	FOL38 (x8) [11] TTP1 (x8)	[11] Hydraulic
1.8	C 18 NV	1796cc	∅ 84.80	4 Cyl.	8V	74kW/100PS	SOHC	TD4792
						FOL40 (x8)	FOL38 (x8) [11] TTP1 (x8)	[11] Hydraulic
2.0	20 E	1979cc	∅ 95.00	4 Cyl.	8V	81kW/110PS	CIH	TD2642
2.0	20 N	1979cc	∅ 95.00	4 Cyl.	8V	56-66kW/76-90PS	CIH	TD4758
2.0	20 S	1979cc	∅ 95.00	4 Cyl.	8V	74kW/100PS	CIH	TD4762
CAM326							FOL5 (x8) [11]	[11] Hydraulic
2.0	20 NE	1998cc	∅ 86.00	4 Cyl.	8V	85kW/115PS	SOHC	TD4759
2.0	20 SE	1998cc	∅ 86.00	4 Cyl.	8V	85-90kW/115-122PS	SOHC	TD2651
CAM361			CKS2361			FOL40 (x8)	FOL38 (x8) [11] TTP1 (x8)	[11] Hydraulic
2.0	20 SEH	1998cc	∅ 86.00	4 Cyl.	8V	95kW/129PS	SOHC	TD4763
CAM429						FOL40 (x8)	FOL38 (x8) [11] TTP1 (x8)	[11] Hydraulic



576 Senator A		02/78→12/86					
2.8	28 H	2784cc	∅ 92.00	6 Cyl.	12V	103-107kW/140-146PS	CIH TD2677
3.0	30 E	2969cc	∅ 95.00	6 Cyl.	12V	132kW/180PS	CIH TD4775
						FOL5 (x12) [11]	[11] Hydraulic
577 Senator B		09/89→09/93					
3.0	C 30 SE	2969cc	∅ 95.00	6 Cyl.	24V	150kW/204PS	DOHC TD4807
						FOL142 (x24) [11]	[11] Hydraulic
578 Signum		05/03→06/08					
1.8	Z 18 XE	1796cc	∅ 80.50	4 Cyl.	16V	92kW/125PS	DOHC TD14922
						FOL107 (x16) [11]	[11] Hydraulic
1.9 Diesel	Z 19 DTH	1910cc	∅ 82.00	4 Cyl.	16V	88-110kW/120-150PS	DOHC TD18014
CAM948 ■ →eng.82167147;81076999 CAM944 ■ eng.82167148;81077000→ CAM949 ■ →eng.82167147;81076999 CAM945 ■ eng.82167148;81077000→				FOL236 (x16) →eng.17180894 FOL235 (x16) eng.17180895→		FOL187 (x16) [11]	[11] Hydraulic
2.0	Z 20 NET	1998cc	∅ 86.00	4 Cyl.	16V	129kW/175PS	DOHC TD18146
						FOL199 (x16) [11]	[11] Hydraulic
2.0 Diesel	Y 20 DTH	1995cc	∅ 84.00	4 Cyl.	16V	74kW/100PS	SOHC TD13752
CAM650				FOL208 (x8)		FOL107 (x16) [11]	[11] Hydraulic
2.2	Z 22 YH	2198cc	∅ 86.00	4 Cyl.	16V	110-114kW/150-155PS	DOHC TD18020
						FOL199 (x16) [11]	[11] Hydraulic
2.2 Diesel	Y 22 DTR	2172cc	∅ 84.00	4 Cyl.	16V	92kW/125PS	SOHC TD14924
CAM650				FOL208 (x8)		FOL107 (x16) [11]	[11] Hydraulic
2.8	Z 28 NEL	2792cc	∅ 89.00	6 Cyl.	24V	169kW/230PS	DOHC TD19202
2.8	Z 28 NET	2792cc	∅ 89.00	6 Cyl.	24V	188kW/255PS	DOHC TD19193
						FOL199 (x24) [11]	[11] Hydraulic
579 Sintra		11/96→04/99					
2.2	X 22 XE	2198cc	∅ 86.00	4 Cyl.	16V	100kW/136PS	DOHC TD4827
CAM462 ■ CAM463 ■						FOL107 (x16) [11]	[11] Hydraulic
2.2 Diesel	X 22 DTH	2172cc	∅ 84.00	4 Cyl.	16V	85kW/115PS	SOHC TD9510
CAM650				FOL208 (x8)		FOL107 (x16) [11]	[11] Hydraulic
3.0	X 30 XE	2962cc	∅ 86.00	6 Cyl.	24V	155kW/211PS	DOHC TD2739
						FOL107 (x24) [11]	[11] Hydraulic
580 Speedster		09/00→					
2.2	Z 22 SE	2198cc	∅ 86.00	4 Cyl.	16V	108kW/147PS	DOHC TD14668
CAM951 ■ CAM952 ■						FOL199 (x16) [11]	[11] Hydraulic



581 Tigr		07/94 →						
1.3 Diesel	Z 13 DT	1248cc	∅ 69.60	4 Cyl.	16V	51kW/70PS	DOHC	TD17477
CAM711 ■ CAM712 ■						FOL233 (x16)	FOL187 (x16) [11]	[11] Hydraulic
1.4	Z 14 XEP	1364cc	∅ 73.40	4 Cyl.	16V	66kW/89PS	DOHC	TD17476
CAM929 ■ CAM907 ■						FOL183 (x16)	FOL167 (x16) [11]	[11] Hydraulic
1.4	X 14 XE	1389cc	∅ 77.60	4 Cyl.	16V	66kW/89PS	DOHC	TD2733
CAM456 ■ CAM457 ■							FOL107 (x16) [11]	[11] Hydraulic
1.6	C 16 SEL	1598cc	∅ 79.00	4 Cyl.	16V	78kW/106PS	DOHC	TD16394
CAM456 ■ CAM723 ■							FOL107 (x16) [11]	[11] Hydraulic
1.6	X 16 XE	1598cc	∅ 79.00	4 Cyl.	16V	78kW/106PS	DOHC	TD2735
CAM456 ■ ■ (x2)							FOL107 (x16) [11]	[11] Hydraulic
1.8	Z 18 XE	1796cc	∅ 80.50	4 Cyl.	16V	92kW/125PS	DOHC	TD14922
							FOL107 (x16) [11]	[11] Hydraulic

582 Vectra A		04/88 → 11/95						
1.4	14 NV	1389cc	∅ 77.60	4 Cyl.	8V	53-55kW/72-75PS	SOHC	TD4728
CAM365						FOL40 (x8)	FOL38 (x8) [11] TTP1 (x8)	[11] Hydraulic
1.6	16 SV	1598cc	∅ 79.00	4 Cyl.	8V	60kW/82PS	SOHC	TD4740
1.6	C 16 NZ	1598cc	∅ 79.00	4 Cyl.	8V	55kW/75PS	SOHC	TD4785
1.6	E 16 NZ	1598cc	∅ 79.00	4 Cyl.	8V	55kW/75PS	SOHC	TD4810
CAM359						FOL40 (x8)	FOL38 (x8) [11] TTP1 (x8)	[11] Hydraulic
1.6	X 16 SZ	1598cc	∅ 79.00	4 Cyl.	8V	52kW/71PS	SOHC	TD2734
CAM931						FOL40 (x8)	FOL38 (x8) [11] TTP1 (x8)	[11] Hydraulic
1.7 Diesel	17 DT (TC4EE1)	1686cc	∅ 79.00	4 Cyl.	8V	60kW/81PS	SOHC	TD4747
1.7 Diesel	X 17 DT (TC4EE1)	1686cc	∅ 79.00	4 Cyl.	8V	60kW/81PS	SOHC	TD4822
CAM452								
1.7 Diesel	17 D	1699cc	∅ 82.50	4 Cyl.	8V	42kW/57PS	SOHC	TD4742
1.7 Diesel	17 DR	1699cc	∅ 82.50	4 Cyl.	8V	42-44kW/57-60PS	SOHC	TD4744
CAM364			CKS2364 CKS4364			FOL40 (x8)	FOL38 (x8) [11] TTP1 (x8)	[11] Hydraulic
1.8	18 SV	1796cc	∅ 84.80	4 Cyl.	8V	66kW/90PS	SOHC	TD4755
1.8	C 18 NZ	1796cc	∅ 84.80	4 Cyl.	8V	66kW/90PS	SOHC	TD4793
CAM361			CKS2361			FOL40 (x8)	FOL38 (x8) [11] TTP1 (x8)	[11] Hydraulic
1.8	E 18 NVR	1796cc	∅ 84.80	4 Cyl.	8V	65kW/88PS	SOHC	TD4813
CAM402						FOL40 (x8)	FOL38 (x8) [11] TTP1 (x8)	[11] Hydraulic
2.0	20 NE	1998cc	∅ 86.00	4 Cyl.	8V	85kW/115PS	SOHC	TD4759
2.0	C 20 NE	1998cc	∅ 86.00	4 Cyl.	8V	85kW/115PS	SOHC	TD4799
CAM361			CKS2361			FOL40 (x8)	FOL38 (x8) [11] TTP1 (x8)	[11] Hydraulic
2.0	20 SEH	1998cc	∅ 86.00	4 Cyl.	8V	95kW/129PS	SOHC	TD4763
CAM429						FOL40 (x8)	FOL38 (x8) [11] TTP1 (x8)	[11] Hydraulic



582 Vectra A		04/88→11/95						
2.0	C 20 LET	1998cc	Ø 86.00	4 Cyl.	16V	150kW/204PS	DOHC	TD4798
							FOL107 (x16) [11] →eng.14003804 FOL142 (x16) [11] eng.14003805→	[11] Hydraulic
2.0	X 20 XEV	1998cc	Ø 86.00	4 Cyl.	16V	100kW/136PS	DOHC	TD2737
	CAM462 ■ CAM463 ■						FOL107 (x16) [11]	[11] Hydraulic
2.5	C 25 XE	2498cc	Ø 81.60	6 Cyl.	24V	125kW/170PS	DOHC	TD4804
							FOL107 (x24) [11]	[11] Hydraulic
583 Vectra B		09/95→07/03						
1.6	16 SV	1598cc	Ø 79.00	4 Cyl.	8V	60kW/82PS	SOHC	TD4740
	CAM359					FOL40 (x8)	FOL38 (x8) [11] TTP1 (x8)	[11] Hydraulic
1.6	X 16 SZR	1598cc	Ø 79.00	4 Cyl.	8V	55kW/75PS	SOHC	TD4819
	CAM735 eng.02HV1801→					FOL40 (x8)	FOL38 (x8) [11] TTP1 (x8)	[11] Hydraulic
1.6	X 16 XEL	1598cc	Ø 79.00	4 Cyl.	16V	74/78kW/100/106PS	DOHC	TD4820
	CAM456 ■ CAM457 ■ →eng.W1285446;W7154258 CAM723 ■ eng.W1285447;W7154259→						FOL107 (x16) [11]	[11] Hydraulic
1.6	Y 16 XE	1598cc	Ø 79.00	4 Cyl.	16V	74kW/100PS	DOHC	TD13688
1.6	Z 16 XE	1598cc	Ø 79.00	4 Cyl.	16V	74kW/100PS	DOHC	TD14923
	CAM456 ■ CAM457 ■						FOL107 (x16) [11]	[11] Hydraulic
1.7 Diesel	X 17 DT (TC4EE1)	1686cc	Ø 79.00	4 Cyl.	8V	60kW/81PS	SOHC	TD4822
	CAM452							
1.8	X 18 XE1	1796cc	Ø 80.50	4 Cyl.	16V	85kW/115PS	DOHC	TD9509
1.8	Z 18 XE	1796cc	Ø 80.50	4 Cyl.	16V	92kW/125PS	DOHC	TD14922
							FOL107 (x16) [11]	[11] Hydraulic
1.8	X 18 XE	1796cc	Ø 81.60	4 Cyl.	16V	85kW/115PS	DOHC	TD4823
	CAM462 ■ CAM463 ■						FOL107 (x16) [11]	[11] Hydraulic
2.0	C 20 NE	1998cc	Ø 86.00	4 Cyl.	8V	85kW/115PS	SOHC	TD4799
	CAM361		CKS2361			FOL40 (x8)	FOL38 (x8) [11] TTP1 (x8)	[11] Hydraulic
2.0	C 20 SEL	1998cc	Ø 86.00	4 Cyl.	16V	100kW/136PS	DOHC	TD15968
							FOL107 (x16) [11]	[11] Hydraulic
2.0	X 20 XEV	1998cc	Ø 86.00	4 Cyl.	16V	100kW/136PS	DOHC	TD2737
	CAM462 ■ CAM463 ■						FOL107 (x16) [11]	[11] Hydraulic
2.0 Diesel	X 20 DTH	1995cc	Ø 84.00	4 Cyl.	16V	74kW/100PS	SOHC	TD9729
2.0 Diesel	X 20 DTL	1995cc	Ø 84.00	4 Cyl.	16V	60kW/81PS	SOHC	TD4824
2.0 Diesel	Y 20 DTH	1995cc	Ø 84.00	4 Cyl.	16V	74kW/100PS	SOHC	TD13752
	CAM650					FOL208 (x8)	FOL107 (x16) [11]	[11] Hydraulic
2.2	Z 22 SE	2198cc	Ø 86.00	4 Cyl.	16V	108kW/147PS	DOHC	TD14668
	CAM951 ■ CAM952 ■						FOL199 (x16) [11]	[11] Hydraulic



583 Vectra B		09/95→07/03						
2.2 Diesel	Y 22 DTR	2172cc	∅ 84.00	4 Cyl.	16V	92kW/125PS	SOHC	TD14924
CAM650						FOL208 (x8)	FOL107 (x16) [11]	[11] Hydraulic
2.5	X 25 XE	2498cc	∅ 81.60	6 Cyl.	24V	125kW/170PS	DOHC	TD2738
2.6	Y 26 SE	2597cc	∅ 83.20	6 Cyl.	24V	125-132kW/170-180PS	DOHC	TD14925
							FOL107 (x24) [11]	[11] Hydraulic

584 Vectra C		04/02→09/08						
1.6	Z 16 XE	1598cc	∅ 79.00	4 Cyl.	16V	74kW/100PS	DOHC	TD14923
CAM456 ■							FOL107 (x16) [11]	[11] Hydraulic
CAM457 ■								
1.8	Z 18 XE	1796cc	∅ 80.50	4 Cyl.	16V	92kW/125PS	DOHC	TD14922
							FOL107 (x16) [11]	[11] Hydraulic
1.9 Diesel	Z 19 DTL	1910cc	∅ 82.00	4 Cyl.	8V	74kW/100PS	DOHC	TD18671
CAM654							FOL104 (x8) [13]	[13] Mechanical
1.9 Diesel	Z 19 DTH	1910cc	∅ 82.00	4 Cyl.	16V	88-110kW/120-150PS	DOHC	TD18014
CAM948 ■						FOL236 (x16)	FOL187 (x16) [11]	[11] Hydraulic
→eng.82167147;81076999						→eng.17180894		
CAM944 ■						FOL235 (x16)		
eng.82167148;81077000→						eng.17180895→		
CAM949 ■								
→eng.82167147;81076999								
CAM945 ■								
eng.82167148;81077000→								
2.0	Z 20 NET	1998cc	∅ 86.00	4 Cyl.	16V	129kW/175PS	DOHC	TD18146
							FOL199 (x16) [11]	[11] Hydraulic
2.0 Diesel	Y 20 DTH	1995cc	∅ 84.00	4 Cyl.	16V	74kW/100PS	SOHC	TD13752
CAM650						FOL208 (x8)	FOL107 (x16) [11]	[11] Hydraulic
2.2	Z 22 YH	2198cc	∅ 86.00	4 Cyl.	16V	110-114kW/150-155PS	DOHC	TD18020
							FOL199 (x16) [11]	[11] Hydraulic
2.2	Z 22 SE	2198cc	∅ 86.00	4 Cyl.	16V	108kW/147PS	DOHC	TD14668
CAM951 ■							FOL199 (x16) [11]	[11] Hydraulic
CAM952 ■								
2.2 Diesel	Y 22 DTR	2172cc	∅ 84.00	4 Cyl.	16V	92kW/125PS	SOHC	TD14924
CAM650						FOL208 (x8)	FOL107 (x16) [11]	[11] Hydraulic
2.8	Z 28 NEL	2792cc	∅ 89.00	6 Cyl.	24V	169kW/230PS	DOHC	TD19202
2.8	Z 28 NET	2792cc	∅ 89.00	6 Cyl.	24V	188kW/255PS	DOHC	TD19193
							FOL199 (x24) [11]	[11] Hydraulic



585 Vivaro 08/01→

1.9 Diesel	F9Q 760	1870cc	Ø 80.00	4 Cyl.	8V	74kW/100PS	SOHC	TD18872
1.9 Diesel	F9Q 762	1870cc	Ø 80.00	4 Cyl.	8V	59-60kW/80-82PS	SOHC	TD18494
1.9 Diesel	F9Q 774	1870cc	Ø 80.00	4 Cyl.	8V	60kW/81PS	SOHC	TD18252
CAM706								
2.0	F4R 720	1998cc	Ø 82.70	4 Cyl.	16V	88kW/120PS	DOHC	TD18194
2.0	F4R 820	1998cc	Ø 82.70	4 Cyl.	16V	86kW/117PS	DOHC	TD21037
						FOL245 (x16)	FOL103 (x16) [11]	[11] Hydraulic
2.0 Diesel	M9R 780	1995cc	Ø 84.00	4 Cyl.	16V	66-84kW/90-114PS	DOHC	TD20888
2.0 Diesel	M9R 782	1995cc	Ø 84.00	4 Cyl.	16V	66-84kW/90-114PS	DOHC	TD24726
2.0 Diesel	M9R 784	1995cc	Ø 84.00	4 Cyl.	16V	84kW/114PS	DOHC	TD25140
2.0 Diesel	M9R 786	1995cc	Ø 84.00	4 Cyl.	16V	66-84kW/90-114PS	DOHC	TD25139
2.0 Diesel	M9R 788	1995cc	Ø 84.00	4 Cyl.	16V	84kW/114PS	DOHC	TD25143
						FOL189 (x16)	FOL190 (x16) [11]	[11] Hydraulic
2.5 Diesel	G9MB6	2464cc	Ø 89.00	4 Cyl.	16V	107kW/146PS		TD20330
						FOL246 (x16)		
2.5 Diesel	G9U 630	2464cc	Ø 89.00	4 Cyl.	16V	84-107kW/114-146PS	DOHC	TD20987
2.5 Diesel	G9U 730	2464cc	Ø 89.00	4 Cyl.	16V	99kW/135PS	DOHC	TD18497
CAM926 ■						FOL246 (x16)		
CAM927 ■								

586 Zafira A 04/99→06/05

1.6	X 16 XEL	1598cc	Ø 79.00	4 Cyl.	16V	74/78kW/100/106PS	DOHC	TD4820
CAM456 ■							FOL107 (x16) [11]	[11] Hydraulic
CAM457 ■								
→eng.W1285446;W7154258								
CAM723 ■								
eng.W1285447;W7154259→								
1.6	Z 16 XE	1598cc	Ø 79.00	4 Cyl.	16V	74kW/100PS	DOHC	TD14923
CAM456 ■							FOL107 (x16) [11]	[11] Hydraulic
CAM457 ■								
1.8	X 18 XE1	1796cc	Ø 80.50	4 Cyl.	16V	85kW/115PS	DOHC	TD9509
1.8	Z 18 XE	1796cc	Ø 80.50	4 Cyl.	16V	92kW/125PS	DOHC	TD14922
2.0	Z 20 LER	1998cc	Ø 86.00	4 Cyl.	16V	147kW/200PS	DOHC	TD18028
							FOL107 (x16) [11]	[11] Hydraulic
2.0 Diesel	X 20 DTL	1995cc	Ø 84.00	4 Cyl.	16V	60kW/81PS	SOHC	TD4824
2.0 Diesel	Y 20 DTH	1995cc	Ø 84.00	4 Cyl.	16V	74kW/100PS	SOHC	TD13752
CAM650						FOL208 (x8)	FOL107 (x16) [11]	[11] Hydraulic
2.2	Z 22 SE	2198cc	Ø 86.00	4 Cyl.	16V	108kW/147PS	DOHC	TD14668
CAM951 ■							FOL199 (x16) [11]	[11] Hydraulic
CAM952 ■								
2.2 Diesel	Y 22 DTR	2172cc	Ø 84.00	4 Cyl.	16V	92kW/125PS	SOHC	TD14924
CAM650						FOL208 (x8)	FOL107 (x16) [11]	[11] Hydraulic



587 Zafira B

07/05 →

1.6	Z 16 SE	1598cc	∅ 79.00	4 Cyl.	8V	62kW/84PS	SOHC	TD15089
CAM735						FOL40 (x8)	FOL38 (x8) [11] TTP1 (x8)	[11] Hydraulic
1.7 Diesel	A 17 DTJ	1686cc	∅ 79.00	4 Cyl.	16V	81kW/110PS	DOHC	TD20751
1.7 Diesel	A 17 DTR	1686cc	∅ 79.00	4 Cyl.	16V	92kW/125PS	DOHC	TD20061
1.7 Diesel	Z 17 DTJ	1686cc	∅ 79.00	4 Cyl.	16V	81kW/110PS	DOHC	TD24044
CAM946								
CAM947								
1.9 Diesel	Z 19 DTL	1910cc	∅ 82.00	4 Cyl.	8V	74kW/100PS	DOHC	TD18671
CAM654							FOL104 (x8) [13]	[13] Mechanical
1.9 Diesel	Z 19 DTH	1910cc	∅ 82.00	4 Cyl.	16V	88-110kW/120-150PS	DOHC	TD18014
CAM948						FOL236 (x16) →eng.17180894	FOL187 (x16) [11]	[11] Hydraulic
→eng.82167147;81076999								
CAM944						FOL235 (x16) eng.17180895→		
eng.82167148;81077000→								
CAM949								
→eng.82167147;81076999								
CAM945								
eng.82167148;81077000→								
2.0	Z 20 LER	1998cc	∅ 86.00	4 Cyl.	16V	147kW/200PS	DOHC	TD18028
							FOL107 (x16) [11]	[11] Hydraulic
2.2	Z 22 YH	2198cc	∅ 86.00	4 Cyl.	16V	110-114kW/150-155PS	DOHC	TD18020
							FOL199 (x16) [11]	[11] Hydraulic

588 Zafira C

10/11 →

1.4	A 14 NEL	1364cc	∅ 72.50	4 Cyl.	16V	88kW/120PS	DOHC	TD24264
1.4	A 14 NET	1364cc	∅ 72.50	4 Cyl.	16V	103kW/140PS	DOHC	TD23882
						FOL183 (x16)	FOL167 (x16) [11]	[11] Hydraulic
1.6 Diesel	B 16 DTH	1598cc	∅ 79.00	4 Cyl.	16V	99-100kW/135-136PS	DOHC	TD27815
						FOL209 (x16)	FOL192 (x16) [11]	[11] Hydraulic
2.0 Diesel	A 20 DTR	1956cc	∅ 83.00	4 Cyl.	16V	140kW/190PS	DOHC	TD22604
						FOL235 (x16)	FOL187 (x16) [11]	[11] Hydraulic
2.0 Diesel	A 20 DT	1956cc	∅ 83.00	4 Cyl.	16V	96kW/131PS	DOHC	TD25782
2.0 Diesel	A 20 DTH	1956cc	∅ 83.00	4 Cyl.	16V	118kW/160PS	DOHC	TD22601
2.0 Diesel	A 20 DTL	1956cc	∅ 83.00	4 Cyl.	16V	81kW/110PS	DOHC	TD25724
2.0 Diesel	Y 20 DTJ	1956cc	∅ 83.00	4 Cyl.	16V	96kW/131PS	DOHC	TD26542
2.0 Diesel	Z 20 DTJ	1956cc	∅ 83.00	4 Cyl.	16V	96kW/131PS	DOHC	TD26541
CAM944						FOL235 (x16)	FOL187 (x16) [11]	[11] Hydraulic
CAM945								



589 104		09/73→06/88						
1.0	XV5	954cc	Ø 70.00	4 Cyl.	8V	26kW/35PS	SOHC	TD2893
1.0	XV8 (108C)	954cc	Ø 70.00	4 Cyl.	8V	33kW/45PS	SOHC	TD2894
1.1	XW3 (109)	1124cc	Ø 72.00	4 Cyl.	8V	33kW/44PS	SOHC	TD2895
1.1	XW3S	1124cc	Ø 72.00	4 Cyl.	8V	48kW/65PS	SOHC	TD12688
1.1	XW3S (121)	1124cc	Ø 72.00	4 Cyl.	8V	49kW/67PS	SOHC	TD2896
1.1	XW7 (109F)	1124cc	Ø 72.00	4 Cyl.	8V	37kW/50PS	SOHC	TD2899
1.2	XZ5 (129)	1219cc	Ø 75.00	4 Cyl.	8V	42kW/57PS	SOHC	TD2906
CAM540								

590 106		09/91→03/01						
1.0	TU9M (CDY)	954cc	Ø 70.00	4 Cyl.	8V	37kW/50PS	SOHC	TD4841
1.0	TU9M (CDZ)	954cc	Ø 70.00	4 Cyl.	8V	37kW/50PS	SOHC	TD9405
						FOL160 (x8)		
1.1	TU1M (HDY)	1124cc	Ø 72.00	4 Cyl.	8V	40kW/54PS	SOHC	TD9404
1.1	TU1M (HDZ)	1124cc	Ø 72.00	4 Cyl.	8V	44kW/60PS	SOHC	TD4834
CAM733						FOL160 (x8)		
1.3	TU2J2 (MFZ)	1294cc	Ø 75.00	4 Cyl.	8V	72kW/98PS	SOHC	TD2763
1.4	TU3J2 (KFZ)	1360cc	Ø 75.00	4 Cyl.	8V	69kW/93PS	SOHC	TD2770
1.4	TU3M (KDY)	1360cc	Ø 75.00	4 Cyl.	8V	55-58kW/75-79PS	SOHC	TD4836
						FOL160 (x8)		
1.4	TU3JP (KFW)	1360cc	Ø 75.00	4 Cyl.	8V	55kW/75PS	SOHC	TD14729
1.4	TU3JP (KFX)	1360cc	Ø 75.00	4 Cyl.	8V	55kW/75PS	SOHC	TD5396
CAM731 [16] CAM732 [17] CAM733 [14]						FOL160 (x8)	[14] Euro 2 [16] Euro 3 (D3);Euro 4 (D4) [17] Euro1 to Euro2	
1.4 Diesel	TUD3	1360cc	Ø 75.00	4 Cyl.	8V	39kW/53PS	SOHC	TD2786
1.5 Diesel	TUD5 (VJX)	1527cc	Ø 77.00	4 Cyl.	8V	40kW/54PS	SOHC	TD16193
1.5 Diesel	TUD5 (VJY)	1527cc	Ø 77.00	4 Cyl.	8V	42kW/57PS	SOHC	TD4842
CAM461						FOL126 (x8) [13]	[13] Mechanical	
1.6	TU5J2 (NFW)	1587cc	Ø 78.50	4 Cyl.	8V	65kW/88PS	SOHC	TD4837
1.6	TU5J2 (NFY)	1587cc	Ø 78.50	4 Cyl.	8V	65kW/88PS	SOHC	TD4838
1.6	TU5JP (NFZ)	1587cc	Ø 78.50	4 Cyl.	8V	65kW/88PS	SOHC	TD4840
						FOL160 (x8)		
1.6	TU5J4 (NFX)	1587cc	Ø 78.50	4 Cyl.	16V	87kW/118PS	DOHC	TD4839
						FOL164 (x16) [11]	[11] Hydraulic	

591 107		06/05→						
1.4 Diesel	DV4TD (8HT)	1398cc	Ø 73.70	4 Cyl.	8V	40kW/54PS	SOHC	TD24924
CAM726						FOL228 (x8)	FOL190 (x8) [11]	[11] Hydraulic



592 205

02/83→09/98

1.0	TU9M (CDZ)	954cc	∅ 70.00	4 Cyl.	8V	37kW/50PS	SOHC	TD9405
						FOL160 (x8)		
1.0	XV8 (108C)	954cc	∅ 70.00	4 Cyl.	8V	33kW/45PS	SOHC	TD2894
1.1	XW7 (109F)	1124cc	∅ 72.00	4 Cyl.	8V	37kW/50PS	SOHC	TD2899
1.1	XW7 (109N)	1124cc	∅ 72.00	4 Cyl.	8V	36kW/49PS	SOHC	TD2900
	CAM540							
1.1	TU1 (H1B)	1124cc	∅ 72.00	4 Cyl.	8V	40kW/54PS	SOHC	TD2758
	CAM540					FOL160 (x8)		
1.1	TU1M (HDZ)	1124cc	∅ 72.00	4 Cyl.	8V	44kW/60PS	SOHC	TD4834
	CAM733					FOL160 (x8)		
1.4	TU3M (KDY)	1360cc	∅ 75.00	4 Cyl.	8V	55-58kW/75-79PS	SOHC	TD4836
1.4	TU3M (KDZ)	1360cc	∅ 75.00	4 Cyl.	8V	55kW/75PS	SOHC	TD2775
1.4	TU3S (K2B)	1360cc	∅ 75.00	4 Cyl.	8V	62kW/84PS	SOHC	TD2779
						FOL160 (x8)		
1.4	XY7 (150D)	1360cc	∅ 75.00	4 Cyl.	8V	44kW/60PS	SOHC	TD2902
1.4	XY8 (150B)	1360cc	∅ 75.00	4 Cyl.	8V	58-59kW/79-80PS	SOHC	TD2905
1.4	XY8 (150H)	1360cc	∅ 75.00	4 Cyl.	8V	58kW/79PS	SOHC	TD2904
	CAM540							
1.4	TU3A (K1D)	1360cc	∅ 75.00	4 Cyl.	8V	49kW/67PS	SOHC	TD2766
	CAM731 [15]					FOL160 (x8)		[15] Euro 3 (D3)
1.4	TU3JP (KFX)	1360cc	∅ 75.00	4 Cyl.	8V	55kW/75PS	SOHC	TD5396
	CAM731 [16] CAM732 [17] CAM733 [14]					FOL160 (x8)		[14] Euro 2 [16] Euro 3 (D3); Euro 4 (D4) [17] Euro1 to Euro2
1.6	XU5 (B1AA)	1580cc	∅ 83.00	4 Cyl.	8V	55kW/75PS	SOHC	TD2857
1.6	XU5CP (BAZ)	1580cc	∅ 83.00	4 Cyl.	8V	54-55kW/74-75PS	SOHC	TD2859
1.6	XU51C (B1E)	1580cc	∅ 83.00	4 Cyl.	8V	53-55kW/72-75PS	SOHC	TD2856
	CAM378		CKS9378				FOL88 (x8) [13]	[13] Mechanical
1.8 Diesel	XUD7T	1769cc	∅ 80.00	4 Cyl.	8V	58kW/79PS	SOHC	TD18394
1.8 Diesel	XUD7TE (A8B)	1769cc	∅ 80.00	4 Cyl.	8V	57kW/78PS	SOHC	TD10789
	CAM444						FOL150 (x8) [6][13] FOL73 (x8) [10][13]	[6] Height: 25mm [10] Height: 35mm [13] Mechanical
1.8 Diesel	XUD7 (161A)	1769cc	∅ 80.00	4 Cyl.	8V	44kW/60PS	SOHC	TD2882
1.8 Diesel	XUD7 (A9A)	1769cc	∅ 80.00	4 Cyl.	8V	44kW/60PS	SOHC	TD12351
	CAM354 [28] CAM373 [18]		CKS2373 [18]				FOL150 (x8) [6][13] FOL73 (x8) [10][13]	[6] Height: 25mm [10] Height: 35mm [13] Mechanical [18] Camshaft driven vacuum pump. [28] Pulley driven vacuum pump.
1.9	XU9JAZ (DKZ)	1905cc	∅ 83.00	4 Cyl.	8V	90kW/122PS	SOHC	TD2877
	CAM459						FOL88 (x8) [13]	[13] Mechanical



592 205

02/83→09/98

1.9 Diesel	XUD9	1905cc	∅ 83.00	4 Cyl.	8V	51kW/70PS	SOHC	TD8478
1.9 Diesel	XUD9Y (DJZ)	1905cc	∅ 83.00	4 Cyl.	8V	47kW/64PS	SOHC	TD2891
CAM354 [28] CAM373 [18]								CKS2373 [18]
								FOL150 (x8) [6][13] FOL73 (x8) [10][13]
								[6] Height: 25mm [10] Height: 35mm [13] Mechanical [18] Camshaft driven vacuum pump. [28] Pulley driven vacuum pump.

593 206

09/98→03/09

1.1	TU1JP (HFX)	1124cc	∅ 72.00	4 Cyl.	8V	44kW/60PS	SOHC	TD14728
1.1	TU1JP (HFZ)	1124cc	∅ 72.00	4 Cyl.	8V	44kW/60PS	SOHC	TD9848
								FOL160 (x8)
1.4	TU3A (KFV)	1360cc	∅ 75.00	4 Cyl.	8V	54kW/73PS	SOHC	TD21111
1.4	TU3JP (KFV)	1360cc	∅ 75.00	4 Cyl.	8V	55kW/75PS	SOHC	TD18518
1.4	TU3JP (KFW)	1360cc	∅ 75.00	4 Cyl.	8V	55kW/75PS	SOHC	TD14729
1.4	TU3JP (KFX)	1360cc	∅ 75.00	4 Cyl.	8V	55kW/75PS	SOHC	TD5396
CAM731 [16] CAM732 [17] CAM733 [14]								FOL160 (x8)
								[14] Euro 2 [16] Euro 3 (D3);Euro 4 (D4) [17] Euro1 to Euro2
1.4	ET3J4 (KFU)	1360cc	∅ 75.00	4 Cyl.	16V	65kW/88PS	DOHC	TD17550
CAM957 ■ CAM958 ■								FOL217 (x16)
								FOL190 (x16) [11]
								[11] Hydraulic
1.4 Diesel	DV4TD (8HX)	1398cc	∅ 73.70	4 Cyl.	8V	52kW/71PS	SOHC	TD16368
1.4 Diesel	DV4TD (8HZ)	1398cc	∅ 73.70	4 Cyl.	8V	50kW/68PS	SOHC	TD17509
CAM726								FOL228 (x8)
								FOL190 (x8) [11]
								[11] Hydraulic
1.6	TU5JP (NFZ)	1587cc	∅ 78.50	4 Cyl.	8V	65kW/88PS	SOHC	TD4840
								FOL160 (x8)
1.6	TU5JP4 (NFU)	1587cc	∅ 78.50	4 Cyl.	16V	80kW/109PS	DOHC	TD15668
CAM959 ■ CAM960 ■								FOL206 (x16) [11]
								[11] Hydraulic
1.6 Diesel	DV6TED4 (9HY)	1560cc	∅ 75.00	4 Cyl.	16V	80kW/109PS	DOHC	TD17506
1.6 Diesel	DV6TED4 (9HZ)	1560cc	∅ 75.00	4 Cyl.	16V	80kW/109PS	DOHC	TD18520
CAM746 ■ CAM747 ■								FOL184 (x16)
								FOL190 (x16) [11]
								[11] Hydraulic
1.9 Diesel	DW8 (WJZ)	1868cc	∅ 82.20	4 Cyl.	8V	51kW/69PS	SOHC	TD9868
CAM373 [18]								CKS2373 [18]
								FOL150 (x8) [6][13] FOL73 (x8) [10][13]
								[6] Height: 25mm [10] Height: 35mm [13] Mechanical [18] Camshaft driven vacuum pump.
2.0	EW10J4 (RFN)	1997cc	∅ 85.00	4 Cyl.	16V	100kW/136PS	DOHC	TD15188
2.0	EW10J4 (RFR)	1997cc	∅ 85.00	4 Cyl.	16V	99kW/135PS	DOHC	TD12568
								FOL205 (x16) [11]
								[11] Hydraulic
2.0	EW10J4S (RFK)	1997cc	∅ 85.00	4 Cyl.	16V	130kW/177PS	DOHC	TD17846
								FOL204 (x16) [11]
								[11] Hydraulic
2.0 Diesel	DW10TD (RHY)	1997cc	∅ 85.00	4 Cyl.	8V	63kW/86PS	SOHC	TD12569
CAM679								FOL163 (x8)
								FOL154 (x8) [11]
								[11] Hydraulic



594 207		02/06 →						
1.4	TU3A (KfV)	1360cc	∅ 75.00	4 Cyl.	8V	54kW/73PS	SOHC	TD21111
1.4	TU3JP (KfV)	1360cc	∅ 75.00	4 Cyl.	8V	55kW/75PS	SOHC	TD14729
CAM731 [16] CAM732 [17] CAM733 [14]						FOL160 (x8)	[14] Euro 2 [16] Euro 3 (D3);Euro 4 (D4) [17] Euro1 to Euro2	
1.4	ET3J4 (KfU)	1360cc	∅ 75.00	4 Cyl.	16V	65kW/88PS	DOHC	TD17550
CAM957 ■ CAM958 ■						FOL217 (x16)	FOL190 (x16) [11]	[11] Hydraulic
1.4	EP3	1397cc	∅ 76.00	4 Cyl.	16V	70kW/95PS	DOHC	TD24067
1.4	EP3 (8FS)	1397cc	∅ 77.00	4 Cyl.	16V	70kW/95PS	DOHC	TD24728
1.4	EP3C	1397cc	∅ 77.00	4 Cyl.	16V	70kW/95PS	DOHC	TD26999
						FOL211 (x16)	FOL191 ■ (x8) [11] FOL185 ■ (x8) [11]	[11] Hydraulic
1.4 Diesel	DV4TD (8HZ)	1398cc	∅ 73.70	4 Cyl.	8V	50kW/68PS	SOHC	TD17509
CAM726						FOL228 (x8)	FOL190 (x8) [11]	[11] Hydraulic
1.4 Diesel	DV4C (8HR)	1398cc	∅ 73.70	4 Cyl.	8V	50kW/68PS	SOHC	TD28125
CAM969						FOL228 (x8)	FOL190 (x8) [11]	[11] Hydraulic
1.6	TU5JP4 (N6A)	1587cc	∅ 78.50	4 Cyl.	16V	78-80kW/106-109PS	DOHC	TD21503
1.6	TU5JP4 (NFU)	1587cc	∅ 78.50	4 Cyl.	16V	80kW/109PS	DOHC	TD15668
CAM959 ■ CAM960 ■								FOL206 (x16) [11]
								[11] Hydraulic
1.6	EP6	1598cc	∅ 77.00	4 Cyl.	16V	88kW/120PS	DOHC	TD20086
1.6	EP6C (5FS)	1598cc	∅ 77.00	4 Cyl.	16V	88kW/120PS	DOHC	TD25101
						FOL211 (x16)	FOL191 ■ (x8) [11] FOL185 ■ (x8) [11]	[11] Hydraulic
1.6	EP6DT (5FR)	1598cc	∅ 77.00	4 Cyl.	16V	115kW/156PS	DOHC	TD24702
1.6	EP6DT (5FX)	1598cc	∅ 77.00	4 Cyl.	16V	110kW/150PS	DOHC	TD23766
1.6	EP6DTS (5FY)	1598cc	∅ 77.00	4 Cyl.	16V	128kW/175PS	DOHC	TD24723
						FOL211 (x16)	FOL185 (x16) [11]	[11] Hydraulic
1.6 Diesel	DV6C (9HR)	1560cc	∅ 75.00	4 Cyl.	8V	82kW/112PS	SOHC	TD26421
1.6 Diesel	DV6DTE4 (9HP)	1560cc	∅ 75.00	4 Cyl.	8V	68kW/92PS	SOHC	TD27064
CAM969						FOL228 (x8)	FOL190 (x8) [11]	[11] Hydraulic
1.6 Diesel	DV6ATED4 (9HX)	1560cc	∅ 75.00	4 Cyl.	16V	66kW/92PS	DOHC	TD20147
1.6 Diesel	DV6TED4 (9HV)	1560cc	∅ 75.00	4 Cyl.	16V	66kW/90PS	DOHC	TD28634
1.6 Diesel	DV6TED4 (9HY)	1560cc	∅ 75.00	4 Cyl.	16V	80kW/109PS	DOHC	TD17506
1.6 Diesel	DV6TED4 (9HZ)	1560cc	∅ 75.00	4 Cyl.	16V	80kW/109PS	DOHC	TD18520
CAM746 ■ CAM747 ■						FOL184 (x16)	FOL190 (x16) [11]	[11] Hydraulic

595 208		03/12 →						
1.4	EP3 (8FS)	1397cc	∅ 77.00	4 Cyl.	16V	70kW/95PS	DOHC	TD24728
1.4	EP3C	1397cc	∅ 77.00	4 Cyl.	16V	70kW/95PS	DOHC	TD26999
						FOL211 (x16)	FOL191 ■ (x8) [11] FOL185 ■ (x8) [11]	[11] Hydraulic
1.4 Diesel	DV4C (8HP)	1398cc	∅ 73.70	4 Cyl.	8V	50kW/68PS	SOHC	TD28225
1.4 Diesel	DV4C (8HR)	1398cc	∅ 73.70	4 Cyl.	8V	50kW/68PS	SOHC	TD28125
CAM969						FOL228 (x8)	FOL190 (x8) [11]	[11] Hydraulic



595 208		03/12→						
1.6	EP6C (5FS)	1598cc	Ø 77.00	4 Cyl.	16V	88kW/120PS	DOHC	TD25101
						FOL211 (x16)	FOL191 ■ (x8) [11] FOL185 ■ (x8) [11]	[11] Hydraulic
1.6	EP6CDT	1598cc	Ø 77.00	4 Cyl.	16V	115kW/156PS	DOHC	TD24068
1.6	EP6DT (5FV)	1598cc	Ø 77.00	4 Cyl.	16V	115kW/156PS	DOHC	TD24696
						FOL211 (x16)	FOL185 (x16) [11]	[11] Hydraulic
1.6 Diesel	DV6DTE (9HP)	1560cc	Ø 75.00	4 Cyl.	8V	68kW/92PS	SOHC	TD27064
1.6 Diesel	DV6ETEDM (9HK)	1560cc	Ø 75.00	4 Cyl.	8V	55kW/75PS	DOHC	TD27968
CAM969						FOL228 (x8)	FOL190 (x8) [11]	[11] Hydraulic

596 305		10/82→12/88						
1.6	XU5 (B1AA)	1580cc	Ø 83.00	4 Cyl.	8V	55kW/75PS	SOHC	TD2857
1.6	XU5CP (BAZ)	1580cc	Ø 83.00	4 Cyl.	8V	54-55kW/74-75PS	SOHC	TD2859
CAM378						CKS9378	FOL88 (x8) [13]	[13] Mechanical
1.8 Diesel	XUD7 (161A)	1769cc	Ø 80.00	4 Cyl.	8V	44kW/60PS	SOHC	TD2882
CAM354 [28] CAM373 [18]						CKS2373 [18]	FOL150 (x8) [6][13] FOL73 (x8) [10][13]	[6] Height: 25mm [10] Height: 35mm [13] Mechanical [18] Camshaft driven vacuum pump. [28] Pulley driven vacuum pump.
1.9 Diesel	XUD9 (162)	1905cc	Ø 83.00	4 Cyl.	8V	47-48kW/64-65PS	SOHC	TD2886
1.9 Diesel	XUD9 (D9A)	1905cc	Ø 83.00	4 Cyl.	8V	47kW/64PS	SOHC	TD2754
CAM354 [28] CAM373 [18]						CKS2373 [18]	FOL73 (x8) [10][13]	[10] Height: 35mm [13] Mechanical [18] Camshaft driven vacuum pump. [28] Pulley driven vacuum pump.

597 306		04/93→04/02						
1.1	TU1M (HDZ)	1124cc	Ø 72.00	4 Cyl.	8V	44kW/60PS	SOHC	TD4834
CAM733						FOL160 (x8)		
1.4	TU3JP (KFW)	1360cc	Ø 75.00	4 Cyl.	8V	55kW/75PS	SOHC	TD14729
1.4	TU3JP (KFX)	1360cc	Ø 75.00	4 Cyl.	8V	55kW/75PS	SOHC	TD5396
CAM731 [16] CAM732 [17] CAM733 [14]						FOL160 (x8)		[14] Euro 2 [16] Euro 3 (D3);Euro 4 (D4) [17] Euro1 to Euro2
1.6	TU5JP (NFZ)	1587cc	Ø 78.50	4 Cyl.	8V	65kW/88PS	SOHC	TD4840
						FOL160 (x8)		
1.8	XU7JP4 (LFY)	1761cc	Ø 83.00	4 Cyl.	16V	81kW/110PS	DOHC	TD4849
							FOL134 (x16) [11]	[11] Hydraulic



597 306

04/93→04/02

1.8 Diesel	XUD7 (A9A)	1769cc	∅ 80.00	4 Cyl.	8V	44kW/60PS	SOHC	TD12351
CAM354 [28] CAM373 [18]							FOL150 (x8) [6][13] FOL73 (x8) [10][13]	[6] Height: 25mm [10] Height: 35mm [13] Mechanical [18] Camshaft driven vacuum pump. [28] Pulley driven vacuum pump.
1.9 Diesel	DW8 (WJZ)	1868cc	∅ 82.20	4 Cyl.	8V	51kW/69PS	SOHC	TD9868
1.9 Diesel	DW8B (WJY)	1868cc	∅ 82.20	4 Cyl.	8V	51kW/69PS	SOHC	TD13788
CAM373 [18]							FOL150 (x8) [6][13] FOL73 (x8) [10][13]	[6] Height: 25mm [10] Height: 35mm [13] Mechanical [18] Camshaft driven vacuum pump.
1.9 Diesel	XUD9	1905cc	∅ 83.00	4 Cyl.	8V	51kW/70PS	SOHC	TD8478
1.9 Diesel	XUD9A (DJY)	1905cc	∅ 83.00	4 Cyl.	8V	51kW/69PS	SOHC	TD2887
1.9 Diesel	XUD9TE	1905cc	∅ 83.00	4 Cyl.	8V	66kW/90PS	SOHC	TD18953
1.9 Diesel	XUD9Y (DJZ)	1905cc	∅ 83.00	4 Cyl.	8V	47kW/64PS	SOHC	TD2891
CAM354 [28] CAM373 [18]							FOL150 (x8) [6][13] FOL73 (x8) [10][13]	[6] Height: 25mm [10] Height: 35mm [13] Mechanical [18] Camshaft driven vacuum pump. [28] Pulley driven vacuum pump.
1.9 Diesel	DHV (XUD9BSD)	1905cc	∅ 83.00	4 Cyl.	8V	44/66kW/60/90PS	SOHC	TD9867
1.9 Diesel	XUD9TE (DHY)	1905cc	∅ 83.00	4 Cyl.	8V	66kW/89PS	SOHC	TD2888
CAM373 [18]							FOL150 (x8) [6][13] FOL73 (x8) [10][13]	[6] Height: 25mm [10] Height: 35mm [13] Mechanical [18] Camshaft driven vacuum pump.
2.0	XU10J4 (RFT)	1998cc	∅ 86.00	4 Cyl.	16V	110-112kW/150-152PS	DOHC	TD2852
2.0	XU10J4 (RFY)	1998cc	∅ 86.00	4 Cyl.	16V	112kW/152PS	DOHC	TD2855
2.0	XU10J4R (RFV)	1998cc	∅ 86.00	4 Cyl.	16V	99kW/135PS	DOHC	TD2853
							FOL134 (x16) [11]	[11] Hydraulic
2.0	XU10J4RS (RFS)	1998cc	∅ 86.00	4 Cyl.	16V	120-123kW/163-167PS	DOHC	TD4848
							FOL138 (x16) [11]	[11] Hydraulic
2.0 Diesel	DW10TD (RHY)	1997cc	∅ 85.00	4 Cyl.	8V	63kW/86PS	SOHC	TD12569
CAM679						FOL163 (x8)	FOL154 (x8) [11]	[11] Hydraulic

598 307

08/00→

1.4	TU3JP (KFW)	1360cc	∅ 75.00	4 Cyl.	8V	55kW/75PS	SOHC	TD14729
CAM731 [16] CAM732 [17] CAM733 [14]						FOL160 (x8)		[14] Euro 2 [16] Euro 3 (D3);Euro 4 (D4) [17] Euro1 to Euro2
1.4	ET3J4 (KFU)	1360cc	∅ 75.00	4 Cyl.	16V	65kW/88PS	DOHC	TD17550
CAM957 CAM958						FOL217 (x16)	FOL190 (x16) [11]	[11] Hydraulic



598 307

08/00→

1.4 Diesel	DV4TD (8HX)	1398cc	Ø 73.70	4 Cyl.	8V	52kW/71PS	SOHC	TD16368
1.4 Diesel	DV4TD (8HZ)	1398cc	Ø 73.70	4 Cyl.	8V	50kW/68PS	SOHC	TD17509
CAM726						FOL228 (x8)	FOL190 (x8) [11]	[11] Hydraulic
1.6	TU5JP4 (NFU)	1587cc	Ø 78.50	4 Cyl.	16V	80kW/109PS	DOHC	TD15668
CAM959 ■ CAM960 ■							FOL206 (x16) [11]	[11] Hydraulic
1.6 Diesel	DV6ATED4 (9HV)	1560cc	Ø 75.00	4 Cyl.	16V	66kW/90PS	DOHC	TD24730
1.6 Diesel	DV6ATED4 (9HX)	1560cc	Ø 75.00	4 Cyl.	16V	66kW/92PS	DOHC	TD20147
1.6 Diesel	DV6TED4 (9HY)	1560cc	Ø 75.00	4 Cyl.	16V	80kW/109PS	DOHC	TD17506
1.6 Diesel	DV6TED4 (9HZ)	1560cc	Ø 75.00	4 Cyl.	16V	80kW/109PS	DOHC	TD18520
CAM746 ■ CAM747 ■						FOL184 (x16)	FOL190 (x16) [11]	[11] Hydraulic
2.0	EW10A (RFJ)	1997cc	Ø 85.00	4 Cyl.	16V	103kW/140PS	DOHC	TD18690
2.0	EW10J4 (RFN)	1997cc	Ø 85.00	4 Cyl.	16V	100kW/136PS	DOHC	TD15188
							FOL205 (x16) [11]	[11] Hydraulic
2.0	EW10J4S (RFK)	1997cc	Ø 85.00	4 Cyl.	16V	130kW/177PS	DOHC	TD17846
							FOL204 (x16) [11]	[11] Hydraulic
2.0 Diesel	DW10ATED (RHS)	1997cc	Ø 85.00	4 Cyl.	8V	81kW/110PS	SOHC	TD20417
2.0 Diesel	DW10TD (RHY)	1997cc	Ø 85.00	4 Cyl.	8V	63kW/86PS	SOHC	TD12569
CAM679						FOL163 (x8)	FOL154 (x8) [11]	[11] Hydraulic
2.0 Diesel	DW10BTED4 (RHR)	1997cc	Ø 85.00	4 Cyl.	16V	100kW/136PS	DOHC	TD17507
CAM748 ■ CAM749 ■						FOL247 (x16)	FOL115 (x16) [11]	[11] Hydraulic

599 308

09/07→

1.4	EP3	1397cc	Ø 76.00	4 Cyl.	16V	70kW/95PS	DOHC	TD24067
1.4	EP3 (8FS)	1397cc	Ø 77.00	4 Cyl.	16V	70kW/95PS	DOHC	TD24728
						FOL211 (x16)	FOL191 ■ (x8) [11] FOL185 ■ (x8) [11]	[11] Hydraulic
1.6	TU5JP4 (NFU)	1587cc	Ø 78.50	4 Cyl.	16V	80kW/109PS	DOHC	TD15668
CAM959 ■ CAM960 ■							FOL206 (x16) [11]	[11] Hydraulic
1.6	EP6	1598cc	Ø 77.00	4 Cyl.	16V	88kW/120PS	DOHC	TD20086
1.6	EP6CDTX	1598cc	Ø 77.00	4 Cyl.	16V	147kW/200PS	DOHC	TD24069
						FOL211 (x16)	FOL191 ■ (x8) [11] FOL185 ■ (x8) [11]	[11] Hydraulic
1.6	EP6CDT	1598cc	Ø 77.00	4 Cyl.	16V	115kW/156PS	DOHC	TD24068
1.6	EP6DT (5FT)	1598cc	Ø 77.00	4 Cyl.	16V	103kW/140PS	DOHC	TD24695
1.6	EP6DT (5FV)	1598cc	Ø 77.00	4 Cyl.	16V	115kW/156PS	DOHC	TD24696
1.6	EP6DT (5FX)	1598cc	Ø 77.00	4 Cyl.	16V	110kW/150PS	DOHC	TD23766
1.6	EP6DTS (5FY)	1598cc	Ø 77.00	4 Cyl.	16V	128kW/175PS	DOHC	TD24723
						FOL211 (x16)	FOL185 (x16) [11]	[11] Hydraulic
1.6 Diesel	DV6C (9HR)	1560cc	Ø 75.00	4 Cyl.	8V	82kW/112PS	SOHC	TD26421
1.6 Diesel	DV6DTE4 (9HP)	1560cc	Ø 75.00	4 Cyl.	8V	68kW/92PS	SOHC	TD27064
CAM969						FOL228 (x8)	FOL190 (x8) [11]	[11] Hydraulic



599 308		09/07→						
1.6 Diesel	DV6ATED4 (9HV)	1560cc	∅ 75.00	4 Cyl.	16V	66kW/90PS	DOHC	TD24730
1.6 Diesel	DV6ATED4 (9HX)	1560cc	∅ 75.00	4 Cyl.	16V	66kW/92PS	DOHC	TD20147
1.6 Diesel	DV6TED4 (9HZ)	1560cc	∅ 75.00	4 Cyl.	16V	80kW/109PS	DOHC	TD18520
CAM746						FOL184 (x16)	FOL190 (x16) [11]	[11] Hydraulic
CAM747								
2.0	EW10A (RFJ)	1997cc	∅ 85.00	4 Cyl.	16V	103kW/140PS	DOHC	TD18690
							FOL205 (x16) [11]	[11] Hydraulic
2.0 Diesel	DW10BTE4 (RHR)	1997cc	∅ 85.00	4 Cyl.	16V	100kW/136PS	DOHC	TD17507
CAM748						FOL247 (x16)	FOL115 (x16) [11]	[11] Hydraulic
CAM749								
600 309		10/85→12/93						
1.1	TU1 (H1B)	1124cc	∅ 72.00	4 Cyl.	8V	40kW/54PS	SOHC	TD2758
CAM540						FOL160 (x8)		
1.1	TU1M (HDZ)	1124cc	∅ 72.00	4 Cyl.	8V	44kW/60PS	SOHC	TD4834
CAM733						FOL160 (x8)		
1.4	TU3A (K1D)	1360cc	∅ 75.00	4 Cyl.	8V	49kW/67PS	SOHC	TD2766
CAM731 [15]						FOL160 (x8)		[15] Euro 3 (D3)
1.4	TU3M (KDY)	1360cc	∅ 75.00	4 Cyl.	8V	55-58kW/75-79PS	SOHC	TD4836
1.4	TU3M (KDZ)	1360cc	∅ 75.00	4 Cyl.	8V	55kW/75PS	SOHC	TD2775
1.4	TU3S (K2B)	1360cc	∅ 75.00	4 Cyl.	8V	62kW/84PS	SOHC	TD2779
						FOL160 (x8)		
1.6	XU5 (B1AA)	1580cc	∅ 83.00	4 Cyl.	8V	55kW/75PS	SOHC	TD2857
1.6	XU5CP (BAZ)	1580cc	∅ 83.00	4 Cyl.	8V	54-55kW/74-75PS	SOHC	TD2859
1.6	XU51C (B1E)	1580cc	∅ 83.00	4 Cyl.	8V	53-55kW/72-75PS	SOHC	TD2856
CAM378		CKS9378					FOL88 (x8) [13]	[13] Mechanical
1.6	XU52C (B2A)	1580cc	∅ 83.00	4 Cyl.	8V	68kW/92PS	SOHC	TD12430
							FOL88 (x8) [13]	[13] Mechanical
1.8 Diesel	XUD7TE (A8B)	1769cc	∅ 80.00	4 Cyl.	8V	57kW/78PS	SOHC	TD10789
CAM444							FOL150 (x8) [6][13] FOL73 (x8) [10][13]	[6] Height: 25mm [10] Height: 35mm [13] Mechanical
1.8 Diesel	XUD7 (161A)	1769cc	∅ 80.00	4 Cyl.	8V	44kW/60PS	SOHC	TD2882
CAM354 [28] CAM373 [18]		CKS2373 [18]					FOL150 (x8) [6][13] FOL73 (x8) [10][13]	[6] Height: 25mm [10] Height: 35mm [13] Mechanical [18] Camshaft driven vacuum pump. [28] Pulley driven vacuum pump.
1.9	XU9JAZ (DKZ)	1905cc	∅ 83.00	4 Cyl.	8V	90kW/122PS	SOHC	TD2877
CAM459							FOL88 (x8) [13]	[13] Mechanical
1.9	XU9J4 (D6C)	1905cc	∅ 83.00	4 Cyl.	16V	116kW/158PS	DOHC	TD2873
1.9	XU9J4 (DFW)	1905cc	∅ 83.00	4 Cyl.	16V	90kW/122PS	DOHC	TD2875
							FOL134 (x16) [11]	[11] Hydraulic



600 309		10/85→12/93						
1.9 Diesel	XUD9Y (DJZ)	1905cc	Ø 83.00	4 Cyl.	8V	47kW/64PS	SOHC	TD2891
CAM354 [28]							FOL150 (x8) [6][13]	[6] Height: 25mm
CAM373 [18]							FOL73 (x8) [10][13]	[10] Height: 35mm [13] Mechanical [18] Camshaft driven vacuum pump. [28] Pulley driven vacuum pump.
1.9 Diesel	XUD9 (162)	1905cc	Ø 83.00	4 Cyl.	8V	47-48kW/64-65PS	SOHC	TD2886
1.9 Diesel	XUD9 (D9A)	1905cc	Ø 83.00	4 Cyl.	8V	47kW/64PS	SOHC	TD2754
CAM354 [28]							FOL73 (x8) [10][13]	[10] Height: 35mm [13] Mechanical [18] Camshaft driven vacuum pump. [28] Pulley driven vacuum pump.
CAM373 [18]								
601 405		01/87→11/99						
1.6	XU5CP (BAZ)	1580cc	Ø 83.00	4 Cyl.	8V	54-55kW/74-75PS	SOHC	TD2859
1.6	XU51C (B1E)	1580cc	Ø 83.00	4 Cyl.	8V	53-55kW/72-75PS	SOHC	TD2856
CAM378							FOL88 (x8) [13]	[13] Mechanical
1.6	XU52C (B2A)	1580cc	Ø 83.00	4 Cyl.	8V	68kW/92PS	SOHC	TD12430
							FOL88 (x8) [13]	[13] Mechanical
1.6	TU5JP4 (NFU)	1587cc	Ø 78.50	4 Cyl.	16V	80kW/109PS	DOHC	TD15668
CAM959							FOL206 (x16) [11]	[11] Hydraulic
CAM960								
1.8 Diesel	XUD7TE (A8A)	1769cc	Ø 80.00	4 Cyl.	8V	66kW/90PS		TD2884
CAM444							FOL73 (x8) [10][13]	[10] Height: 35mm [13] Mechanical
1.8 Diesel	XUD7TE (AJZ)	1769cc	Ø 80.00	4 Cyl.	8V	66kW/90PS	SOHC	TD2885
CAM373 [18]							FOL150 (x8) [6][13]	[6] Height: 25mm [13] Mechanical [18] Camshaft driven vacuum pump.
1.9	XU9JAZ (DKZ)	1905cc	Ø 83.00	4 Cyl.	8V	90kW/122PS	SOHC	TD2877
CAM459							FOL88 (x8) [13]	[13] Mechanical
1.9	XU9J4 (D6C)	1905cc	Ø 83.00	4 Cyl.	16V	116kW/158PS	DOHC	TD2873
1.9	XU9J4 (DFW)	1905cc	Ø 83.00	4 Cyl.	16V	90kW/122PS	DOHC	TD2875
							FOL134 (x16) [11]	[11] Hydraulic
1.9 Diesel	XUD9	1905cc	Ø 83.00	4 Cyl.	8V	51kW/70PS	SOHC	TD8478
1.9 Diesel	XUD9A (DJY)	1905cc	Ø 83.00	4 Cyl.	8V	51kW/69PS	SOHC	TD2887
1.9 Diesel	XUD9TE	1905cc	Ø 83.00	4 Cyl.	8V	66kW/90PS	SOHC	TD18953
1.9 Diesel	XUD9Y (DJZ)	1905cc	Ø 83.00	4 Cyl.	8V	47kW/64PS	SOHC	TD2891
CAM354 [28]							FOL150 (x8) [6][13]	[6] Height: 25mm
CAM373 [18]							FOL73 (x8) [10][13]	[10] Height: 35mm [13] Mechanical [18] Camshaft driven vacuum pump. [28] Pulley driven vacuum pump.



601 405		01/87→11/99						
1.9 Diesel	XUD9A (D9B)	1905cc	∅ 83.00	4 Cyl.	8V	51kW/69PS	SOHC	TD2834
CAM354 [28] CAM373 [18]		CKS2373 [18]		FOL73 (x8) [10][13]		[10] Height: 35mm [13] Mechanical [18] Camshaft driven vacuum pump. [28] Pulley driven vacuum pump.		
1.9 Diesel	XUD9TE (DHY)	1905cc	∅ 83.00	4 Cyl.	8V	66kW/89PS	SOHC	TD2888
CAM373 [18]		CKS2373 [18]		FOL150 (x8) [6][13] FOL73 (x8) [10][13]		[6] Height: 25mm [10] Height: 35mm [13] Mechanical [18] Camshaft driven vacuum pump.		
2.0	XU10J4 (RFT)	1998cc	∅ 86.00	4 Cyl.	16V	110-112kW/150-152PS	DOHC	TD2852
2.0	XU10J4 (RFY)	1998cc	∅ 86.00	4 Cyl.	16V	112kW/152PS	DOHC	TD2855
				FOL134 (x16) [11]		[11] Hydraulic		
602 406		11/95→12/04						
1.8	EW7J4 (6FZ)	1749cc	∅ 82.70	4 Cyl.	16V	85kW/116PS	DOHC	TD15190
				FOL205 (x16) [11]		[11] Hydraulic		
1.8	XU7JP4 (LFY)	1761cc	∅ 83.00	4 Cyl.	16V	81kW/110PS	DOHC	TD4849
				FOL134 (x16) [11]		[11] Hydraulic		
1.9 Diesel	XUD9SD (DHW)	1905cc	∅ 83.00	4 Cyl.	8V	66kW/89PS	SOHC	TD9365
CAM373 [18]				FOL150 (x8) [6][13]		[6] Height: 25mm [13] Mechanical [18] Camshaft driven vacuum pump.		
1.9 Diesel	XUD9TE (DHX)	1905cc	∅ 83.00	4 Cyl.	8V	66kW/89PS	SOHC	TD2889
CAM354 [28] CAM373 [18]				FOL150 (x8) [6][13]		[6] Height: 25mm [13] Mechanical [18] Camshaft driven vacuum pump. [28] Pulley driven vacuum pump.		
1.9 Diesel	XUD9TE (DHY)	1905cc	∅ 83.00	4 Cyl.	8V	66kW/89PS	SOHC	TD2888
CAM373 [18]		CKS2373 [18]		FOL150 (x8) [6][13] FOL73 (x8) [10][13]		[6] Height: 25mm [10] Height: 35mm [13] Mechanical [18] Camshaft driven vacuum pump.		
2.0	EW10J4 (RFN)	1997cc	∅ 85.00	4 Cyl.	16V	100kW/136PS	DOHC	TD15188
2.0	EW10J4 (RFR)	1997cc	∅ 85.00	4 Cyl.	16V	99kW/135PS	DOHC	TD12568
				FOL205 (x16) [11]		[11] Hydraulic		
2.0	EW10D (RLZ)	1997cc	∅ 85.00	4 Cyl.	16V	103kW/140PS	DOHC	TD16234
				FOL154 (x16) [11]		[11] Hydraulic		
2.0	XU10J4R (RFV)	1998cc	∅ 86.00	4 Cyl.	16V	99kW/135PS	DOHC	TD2853
				FOL134 (x16) [11]		[11] Hydraulic		



602 406 11/95→12/04

2.0 Diesel	DW10ATED (RHS)	1997cc	∅ 85.00	4 Cyl.	8V	81kW/110PS	SOHC	TD20417
2.0 Diesel	DW10ATED (RHZ)	1997cc	∅ 85.00	4 Cyl.	8V	80kW/109PS	SOHC	TD10727
2.0 Diesel	DW10TD (RHY)	1997cc	∅ 85.00	4 Cyl.	8V	63kW/86PS	SOHC	TD12569
CAM679						FOL163 (x8)	FOL154 (x8) [11]	[11] Hydraulic
2.1 Diesel	XUD11BTE (P8C)	2088cc	∅ 85.00	4 Cyl.	12V	81kW/110PS	SOHC	TD4850
CAM674						FOL116 (x12)	FOL109 (x12) [11] TTP3 (x12)	[11] Hydraulic
2.2	EW12J4 (3FZ)	2230cc	∅ 86.00	4 Cyl.	16V	118kW/160PS	DOHC	TD16129
							FOL205 (x16) [11]	[11] Hydraulic
2.2 Diesel	DW12TED4/FAP (4HX)	2179cc	∅ 85.00	4 Cyl.	16V	100kW/136PS	DOHC	TD16128
CAM750 ■ CAM751 ■						FOL247 (x16)	FOL115 (x16) [11]	[11] Hydraulic
3.0	ES9J4 (XFZ)	2946cc	∅ 87.00	6 Cyl.	24V	152kW/207PS	DOHC	TD9406
3.0	ES9J4S (XFX)	2946cc	∅ 87.00	6 Cyl.	24V	152kW/207PS	DOHC	TD13908
							FOL206 (x24) [11]	[11] Hydraulic

603 407 05/04→12/09

1.6 Diesel	DV6TED4 (9HZ)	1560cc	∅ 75.00	4 Cyl.	16V	80kW/109PS	DOHC	TD18520
CAM746 ■ CAM747 ■						FOL184 (x16)	FOL190 (x16) [11]	[11] Hydraulic
1.8	EW7A (6FY)	1749cc	∅ 82.70	4 Cyl.	16V	92kW/125PS	DOHC	TD20026
1.8	EW7J4 (6FZ)	1749cc	∅ 82.70	4 Cyl.	16V	85kW/116PS	DOHC	TD15190
2.0	EW10A (RFJ)	1997cc	∅ 85.00	4 Cyl.	16V	103kW/140PS	DOHC	TD18690
2.0	EW10J4 (RFN)	1997cc	∅ 85.00	4 Cyl.	16V	100kW/136PS	DOHC	TD15188
							FOL205 (x16) [11]	[11] Hydraulic
2.0 Diesel	DW10BTD4 (RHR)	1997cc	∅ 85.00	4 Cyl.	16V	100kW/136PS	DOHC	TD17507
CAM748 ■ CAM749 ■						FOL247 (x16)	FOL115 (x16) [11]	[11] Hydraulic
2.2	EW12J4 (3FY)	2230cc	∅ 86.00	4 Cyl.	16V	120kW/163PS	DOHC	TD20025
2.2	EW12J4 (3FZ)	2230cc	∅ 86.00	4 Cyl.	16V	118kW/160PS	DOHC	TD16129
							FOL205 (x16) [11]	[11] Hydraulic
2.2 Diesel	DW12BTD4 (4HP)	2179cc	∅ 85.00	4 Cyl.	16V	120kW/163PS		TD24729
2.2 Diesel	DW12BTD4 (4HT)	2179cc	∅ 85.00	4 Cyl.	16V	125kW/170PS	DOHC	TD20028
						FOL214 (x16)	FOL196 (x16) [11]	[11] Hydraulic
2.7 Diesel	DT17 (UHZ)	2720cc	∅ 81.00	6 Cyl.	24V	150kW/204PS	DOHC	TD20027
						FOL212 (x24)	FOL190 (x24) [11]	[11] Hydraulic
3.0	ES9A (XFV)	2946cc	∅ 87.00	6 Cyl.	24V	155kW/211PS	DOHC	TD18841
							FOL206 (x24) [11]	[11] Hydraulic
3.0 Diesel	DT20C	2993cc	∅ 84.00	6 Cyl.	24V	177kW/241PS	DOHC	TD23527
						FOL212 (x24)		



604 508 11/10→

1.6	EP6C (5FS)	1598cc	∅ 77.00	4 Cyl.	16V	88kW/120PS	DOHC	TD25101
						FOL211 (x16)	FOL191 ■ (x8) [11] FOL185 ■ (x8) [11]	[11] Hydraulic
1.6	EP6CDT	1598cc	∅ 77.00	4 Cyl.	16V	115kW/156PS	DOHC	TD24068
1.6	EP6DT (5FX)	1598cc	∅ 77.00	4 Cyl.	16V	110kW/150PS	DOHC	TD23766
						FOL211 (x16)	FOL185 (x16) [11]	[11] Hydraulic
1.6 Diesel	DV6C (9HR)	1560cc	∅ 75.00	4 Cyl.	8V	82kW/112PS	SOHC	TD26421
1.6 Diesel	DV6CTED (9HD)	1560cc	∅ 75.00	4 Cyl.	8V	84kW/115PS	SOHC	TD26896
CAM969						FOL228 (x8)	FOL190 (x8) [11]	[11] Hydraulic
2.0 Diesel	DW10BTED4 (RHR)	1997cc	∅ 85.00	4 Cyl.	16V	100kW/136PS	DOHC	TD17507
CAM748 ■ CAM749 ■						FOL247 (x16)	FOL115 (x16) [11]	[11] Hydraulic
2.2 Diesel	DW12C (4HL)	2179cc	∅ 85.00	4 Cyl.	16V	147-150kW/200-204PS	DOHC	TD24921
						FOL214 (x16)	FOL196 (x16) [11]	[11] Hydraulic

605 605 06/89→09/99

2.0	XU10J4R (RFV)	1998cc	∅ 86.00	4 Cyl.	16V	99kW/135PS	DOHC	TD2853
							FOL134 (x16) [11]	[11] Hydraulic
2.1 Diesel	XUD11ATE (PHZ)	2088cc	∅ 85.00	4 Cyl.	12V	80kW/109PS	SOHC	TD2881
2.1 Diesel	XUD11BTE (P8C)	2088cc	∅ 85.00	4 Cyl.	12V	81kW/110PS	SOHC	TD4850
CAM674						FOL116 (x12)	FOL109 (x12) [11] TTP3 (x12)	[11] Hydraulic
2.5 Diesel	DK5ATE (THY)	2446cc	∅ 92.00	4 Cyl.	12V	95kW/129PS	SOHC	TD2748
CAM676						FOL116 (x12)	FOL109 (x12) [11] TTP3 (x12)	[11] Hydraulic
3.0	ES9J4 (XFZ)	2946cc	∅ 87.00	6 Cyl.	24V	152kW/207PS	DOHC	TD9406
							FOL206 (x24) [11]	[11] Hydraulic

606 607 02/00→

2.0	EW10J4 (RFN)	1997cc	∅ 85.00	4 Cyl.	16V	100kW/136PS	DOHC	TD15188
							FOL205 (x16) [11]	[11] Hydraulic
2.0 Diesel	DW10ATED (RHS)	1997cc	∅ 85.00	4 Cyl.	8V	81kW/110PS	SOHC	TD20417
2.0 Diesel	DW10ATED (RHZ)	1997cc	∅ 85.00	4 Cyl.	8V	80kW/109PS	SOHC	TD10727
CAM679						FOL163 (x8)	FOL154 (x8) [11]	[11] Hydraulic
2.0 Diesel	DW10BTED4 (RHR)	1997cc	∅ 85.00	4 Cyl.	16V	100kW/136PS	DOHC	TD17507
CAM748 ■ CAM749 ■						FOL247 (x16)	FOL115 (x16) [11]	[11] Hydraulic
2.2	EW12J4 (3FY)	2230cc	∅ 86.00	4 Cyl.	16V	120kW/163PS	DOHC	TD20025
2.2	EW12J4 (3FZ)	2230cc	∅ 86.00	4 Cyl.	16V	118kW/160PS	DOHC	TD16129
							FOL205 (x16) [11]	[11] Hydraulic
2.2 Diesel	DW12BTED4 (4HT)	2179cc	∅ 85.00	4 Cyl.	16V	125kW/170PS	DOHC	TD20028
						FOL214 (x16)	FOL196 (x16) [11]	[11] Hydraulic
2.2 Diesel	DW12TED4/FAP (4HX)	2179cc	∅ 85.00	4 Cyl.	16V	100kW/136PS	DOHC	TD16128
CAM750 ■ CAM751 ■						FOL247 (x16)	FOL115 (x16) [11]	[11] Hydraulic



606 607

02/00→

2.7 Diesel	DT17TED4	2721cc	Ø 81.00	6 Cyl.	24V	150kW/204PS			TD18175
							FOL212 (x24)	FOL190 (x24) [11]	[11] Hydraulic
3.0	ES9A (XfV)	2946cc	Ø 87.00	6 Cyl.	24V	155kW/211PS		DOHC	TD18841
3.0	ES9J4S (XfX)	2946cc	Ø 87.00	6 Cyl.	24V	152kW/207PS		DOHC	TD13908
								FOL206 (x24) [11]	[11] Hydraulic

607 806

07/95→08/02

1.9 Diesel	XUD9TE (DHX)	1905cc	Ø 83.00	4 Cyl.	8V	66kW/89PS		SOHC	TD2889
CAM354 [28]								FOL150 (x8) [6][13]	[6] Height: 25mm [13] Mechanical [18] Camshaft driven vacuum pump. [28] Pulley driven vacuum pump.
CAM373 [18]									
1.9 Diesel	XUD9TE (DHY)	1905cc	Ø 83.00	4 Cyl.	8V	66kW/89PS		SOHC	TD2888
CAM373 [18]			CKS2373 [18]					FOL150 (x8) [6][13] FOL73 (x8) [10][13]	[6] Height: 25mm [10] Height: 35mm [13] Mechanical [18] Camshaft driven vacuum pump.
2.0	EW10J4 (RFN)	1997cc	Ø 85.00	4 Cyl.	16V	100kW/136PS		DOHC	TD15188
								FOL205 (x16) [11]	[11] Hydraulic
2.0	XU10J4R (RFV)	1998cc	Ø 86.00	4 Cyl.	16V	99kW/135PS		DOHC	TD2853
								FOL134 (x16) [11]	[11] Hydraulic
2.0 Diesel	DW10ATED (RHZ)	1997cc	Ø 85.00	4 Cyl.	8V	80kW/109PS		SOHC	TD10727
CAM679						FOL163 (x8)		FOL154 (x8) [11]	[11] Hydraulic
2.0 Diesel	DW10ATED4 (RHW)	1997cc	Ø 85.00	4 Cyl.	16V	80kW/109PS		SOHC	TD17510
CAM750 ■						FOL247 (x16)		FOL115 (x16) [11]	[11] Hydraulic
CAM751 ■									
2.1 Diesel	XUD11BTE (P8C)	2088cc	Ø 85.00	4 Cyl.	12V	81kW/110PS		SOHC	TD4850
CAM674						FOL116 (x12)		FOL109 (x12) [11] TTP3 (x12)	[11] Hydraulic

608 807

06/02→

2.0	EW10A (RFJ)	1997cc	Ø 85.00	4 Cyl.	16V	103kW/140PS		DOHC	TD18690
2.0	EW10J4 (RFN)	1997cc	Ø 85.00	4 Cyl.	16V	100kW/136PS		DOHC	TD15188
								FOL205 (x16) [11]	[11] Hydraulic
2.0 Diesel	DW10ATED4 (RHM)	1997cc	Ø 85.00	4 Cyl.	16V	79kW/107PS		DOHC	TD20790
2.0 Diesel	DW10ATED4 (RHT)	1997cc	Ø 85.00	4 Cyl.	16V	79kW/107PS		DOHC	TD20789
2.0 Diesel	DW10ATED4 (RHW)	1997cc	Ø 85.00	4 Cyl.	16V	80kW/109PS		SOHC	TD17510
CAM750 ■						FOL247 (x16)		FOL115 (x16) [11]	[11] Hydraulic
CAM751 ■									
2.0 Diesel	DW10BTED4 (RHR)	1997cc	Ø 85.00	4 Cyl.	16V	100kW/136PS		DOHC	TD17507
2.0 Diesel	DW10UTED4 (RHK)	1997cc	Ø 85.00	4 Cyl.	16V	85-88kW/116-120PS		DOHC	TD19814
CAM748 ■						FOL247 (x16)		FOL115 (x16) [11]	[11] Hydraulic
CAM749 ■									
2.2	EW12J4 (3FZ)	2230cc	Ø 86.00	4 Cyl.	16V	118kW/160PS		DOHC	TD16129
								FOL205 (x16) [11]	[11] Hydraulic



608 807		06/02→						
2.2 Diesel	DW12TED4/FAP (4HX)	2179cc	∅ 85.00	4 Cyl.	16V	100kW/136PS	DOHC	TD16128
CAM750 ■ CAM751 ■						FOL247 (x16)	FOL115 (x16) [11]	[11] Hydraulic
2.2 Diesel	DW12BTED4 (4HT)	2179cc	∅ 85.00	4 Cyl.	16V	125kW/170PS	DOHC	TD20028
						FOL214 (x16)	FOL196 (x16) [11]	[11] Hydraulic
3.0	ES9J4S (XFX)	2946cc	∅ 87.00	6 Cyl.	24V	152kW/207PS	DOHC	TD13908
							FOL206 (x24) [11]	[11] Hydraulic

609 1007		04/05→						
1.4	TU3JP (KFV)	1360cc	∅ 75.00	4 Cyl.	8V	55kW/75PS	SOHC	TD18518
CAM731 [16] CAM732 [17] CAM733 [14]						FOL160 (x8)		[14] Euro 2 [16] Euro 3 (D3);Euro 4 (D4) [17] Euro1 to Euro2
1.4	ET3J4 (KFU)	1360cc	∅ 75.00	4 Cyl.	16V	65kW/88PS	DOHC	TD17550
CAM957 ■ CAM958 ■						FOL217 (x16)	FOL190 (x16) [11]	[11] Hydraulic
1.4 Diesel	DV4TD (8HX)	1398cc	∅ 73.70	4 Cyl.	8V	52kW/71PS	SOHC	TD16368
1.4 Diesel	DV4TD (8HZ)	1398cc	∅ 73.70	4 Cyl.	8V	50kW/68PS	SOHC	TD17509
CAM726						FOL228 (x8)	FOL190 (x8) [11]	[11] Hydraulic
1.6	TU5JP4 (NFU)	1587cc	∅ 78.50	4 Cyl.	16V	80kW/109PS	DOHC	TD15668
CAM959 ■ CAM960 ■							FOL206 (x16) [11]	[11] Hydraulic
1.6 Diesel	DV6TED4 (9HZ)	1560cc	∅ 75.00	4 Cyl.	16V	80kW/109PS	DOHC	TD18520
CAM746 ■ CAM747 ■						FOL184 (x16)	FOL190 (x16) [11]	[11] Hydraulic

610 2008		03/13→						
1.4 Diesel	DV4C (8HR)	1398cc	∅ 73.70	4 Cyl.	8V	50kW/68PS	SOHC	TD28125
CAM969						FOL228 (x8)	FOL190 (x8) [11]	[11] Hydraulic
1.6	EP6C (5FS)	1598cc	∅ 77.00	4 Cyl.	16V	88kW/120PS	DOHC	TD25101
						FOL211 (x16)	FOL191 ■ (x8) [11] FOL185 ■ (x8) [11]	[11] Hydraulic
1.6 Diesel	DV6CTED (9HD)	1560cc	∅ 75.00	4 Cyl.	8V	84kW/115PS	SOHC	TD26896
1.6 Diesel	DV6DTED (9HP)	1560cc	∅ 75.00	4 Cyl.	8V	68kW/92PS	SOHC	TD27064
CAM969						FOL228 (x8)	FOL190 (x8) [11]	[11] Hydraulic

611 3008		06/09→						
1.6	EP6	1598cc	∅ 77.00	4 Cyl.	16V	88kW/120PS	DOHC	TD20086
1.6	EP6C (5FS)	1598cc	∅ 77.00	4 Cyl.	16V	88kW/120PS	DOHC	TD25101
						FOL211 (x16)	FOL191 ■ (x8) [11] FOL185 ■ (x8) [11]	[11] Hydraulic
1.6	EP6DT (5FV)	1598cc	∅ 77.00	4 Cyl.	16V	115kW/156PS	DOHC	TD24696
1.6	EP6DT (5FX)	1598cc	∅ 77.00	4 Cyl.	16V	110kW/150PS	DOHC	TD23766
						FOL211 (x16)	FOL185 (x16) [11]	[11] Hydraulic
1.6 Diesel	DV6C (9HR)	1560cc	∅ 75.00	4 Cyl.	8V	82kW/112PS	SOHC	TD26421
1.6 Diesel	DV6CTED (9HD)	1560cc	∅ 75.00	4 Cyl.	8V	84kW/115PS	SOHC	TD26896
CAM969						FOL228 (x8)	FOL190 (x8) [11]	[11] Hydraulic



611 3008		06/09→						
1.6 Diesel	DV6TED4 (9HZ)	1560cc	Ø 75.00	4 Cyl.	16V	80kW/109PS	DOHC	TD18520
CAM746 ■ CAM747 ■						FOL184 (x16)	FOL190 (x16) [11]	[11] Hydraulic
612 4007		02/07→						
2.2 Diesel	DW12MTED4 (4HK)	2179cc	Ø 85.00	4 Cyl.	16V	115kW/156PS	DOHC	TD24916
2.2 Diesel	DW12MTED4 (4HN)	2179cc	Ø 85.00	4 Cyl.	16V	115kW/156PS	DOHC	TD24727
						FOL214 (x16)	FOL196 (x16) [11]	[11] Hydraulic
613 5008		09/09→						
1.6	EP6	1598cc	Ø 77.00	4 Cyl.	16V	88kW/120PS	DOHC	TD20086
1.6	EP6C (5FS)	1598cc	Ø 77.00	4 Cyl.	16V	88kW/120PS	DOHC	TD25101
						FOL211 (x16)	FOL191 ■ (x8) [11] FOL185 ■ (x8) [11]	[11] Hydraulic
1.6	EP6CDT	1598cc	Ø 77.00	4 Cyl.	16V	115kW/156PS	DOHC	TD24068
						FOL211 (x16)	FOL185 (x16) [11]	[11] Hydraulic
1.6 Diesel	DV6C (9HR)	1560cc	Ø 75.00	4 Cyl.	8V	82kW/112PS	SOHC	TD26421
1.6 Diesel	DV6CTED (9HD)	1560cc	Ø 75.00	4 Cyl.	8V	84kW/115PS	SOHC	TD26896
CAM969						FOL228 (x8)	FOL190 (x8) [11]	[11] Hydraulic
1.6 Diesel	DV6TED4 (9HZ)	1560cc	Ø 75.00	4 Cyl.	16V	80kW/109PS	DOHC	TD18520
CAM746 ■ CAM747 ■						FOL184 (x16)	FOL190 (x16) [11]	[11] Hydraulic
614 Bipper		02/08→						
1.3 Diesel	F13DTE5 (199 A9.000)	1248cc	Ø 69.60	4 Cyl.	16V	55kW/75PS	DOHC	TD26979
CAM711 ■ CAM712 ■						FOL233 (x16)	FOL187 (x16) [11]	[11] Hydraulic
1.4	TU3A (KFV)	1360cc	Ø 75.00	4 Cyl.	8V	54kW/73PS	SOHC	TD21111
CAM731 [16] CAM732 [17] CAM733 [14]						FOL160 (x8)		[14] Euro 2 [16] Euro 3 (D3);Euro 4 (D4) [17] Euro1 to Euro2
1.4 Diesel	DV4TED (8HS)	1398cc	Ø 73.70	4 Cyl.	8V	50kW/68PS	SOHC	TD29164
CAM726						FOL228 (x8)	FOL190 (x8) [11]	[11] Hydraulic
615 Boxer		03/94→						
1.9 Diesel	XUD9A (DJY)	1905cc	Ø 83.00	4 Cyl.	8V	51kW/69PS	SOHC	TD2887
1.9 Diesel	XUD9AU (D9B)	1905cc	Ø 83.00	4 Cyl.	8V	51kW/70PS	SOHC	TD2880
1.9 Diesel	XUD9TE	1905cc	Ø 83.00	4 Cyl.	8V	66kW/90PS	SOHC	TD18953
CAM354 [28] CAM373 [18]						CKS2373 [18]	FOL150 (x8) [6][13] FOL73 (x8) [10][13]	[6] Height: 25mm [10] Height: 35mm [13] Mechanical [18] Camshaft driven vacuum pump. [28] Pulley driven vacuum pump.
1.9 Diesel	XUD9TE (DHY)	1905cc	Ø 83.00	4 Cyl.	8V	66kW/89PS	SOHC	TD2888
CAM373 [18]						CKS2373 [18]	FOL150 (x8) [6][13] FOL73 (x8) [10][13]	[6] Height: 25mm [10] Height: 35mm [13] Mechanical [18] Camshaft driven vacuum pump.



615 Boxer

03/94→

1.9 Diesel	XUD9UTF (D8C)	1905cc	∅ 83.00	4 Cyl.	8V	66kW/89PS	SOHC	TD2890
							FOL150 (x8) [6][13]	[6] Height: 25mm [13] Mechanical
2.0 Diesel	DW10TD (RHV)	1997cc	∅ 85.00	4 Cyl.	8V	62kW/84PS	SOHC	TD24911
2.0 Diesel	DW10UTD (RHV)	1997cc	∅ 85.00	4 Cyl.	8V	62kW/84PS	SOHC	TD17512
CAM679						FOL163 (x8)	FOL190 (x8) [11]	[11] Hydraulic
2.2 Diesel	DW12UTED (4HY)	2179cc	∅ 85.00	4 Cyl.	8V	74kW/100PS	SOHC	TD17513
						FOL163 (x8)	FOL190 (x8) [11]	[11] Hydraulic
2.2 Diesel	4HU	2198cc	∅ 86.00	4 Cyl.	16V	88kW/120PS	DOHC	TD24470
2.2 Diesel	4HV	2198cc	∅ 86.00	4 Cyl.	16V	74kW/101PS	DOHC	TD24469
						FOL188 (x16) FOL188C (x1)		
2.5 Diesel	DJ5 (T9A)	2446cc	∅ 92.00	4 Cyl.	8V	63kW/86PS	SOHC	TD4830
CAM677						FOL116 (x8)	FOL109 (x8) [11] TTP3 (x8)	[11] Hydraulic
2.5 Diesel	DJ5TED (THX)	2446cc	∅ 92.00	4 Cyl.	8V	79kW/107PS		TD11067
CAM678							FOL118 (x8) [11] TTP3 (x8)	[11] Hydraulic
2.5 Diesel	DJ5T (T8A)	2446cc	∅ 92.00	4 Cyl.	12V	76kW/103PS		TD4831
CAM676						FOL116 (x12)	FOL109 (x12) [11] TTP3 (x8)	[11] Hydraulic
2.8 Diesel	8140.43N	2798cc	∅ 94.40	4 Cyl.	8V	107kW/146PS	SOHC	TD24923
2.8 Diesel	8140.43S (F28DTCR)	2798cc	∅ 94.40	4 Cyl.	8V	92kW/125PS	SOHC	TD17514
CAM681							FOL169 (x8) [13]	[13] Mechanical

616 Expert

02/96→

1.6 Diesel	DV6DUM (9HH)	1560cc	∅ 75.00	4 Cyl.	8V	66kW/90PS	DOHC	TD29700
1.6 Diesel	DV6UC (9HM)	1560cc	∅ 75.00	4 Cyl.	8V	66kW/90PS	DOHC	TD29699
CAM969						FOL228 (x8)	FOL190 (x8) [11]	[11] Hydraulic
1.6 Diesel	DV6UTED4 (9HU)	1560cc	∅ 75.00	4 Cyl.	16V	66kW/90PS	DOHC	TD24693
CAM746 ■ CAM747 ■						FOL184 (x16)	FOL190 (x16) [11]	[11] Hydraulic
1.9 Diesel	DW8 (WJZ)	1868cc	∅ 82.20	4 Cyl.	8V	51kW/69PS	SOHC	TD9868
1.9 Diesel	DW8B (WJY)	1868cc	∅ 82.20	4 Cyl.	8V	51kW/69PS	SOHC	TD13788
CAM373 [18]			CKS2373 [18]				FOL150 (x8) [6][13] FOL73 (x8) [10][13]	[6] Height: 25mm [10] Height: 35mm [13] Mechanical [18] Camshaft driven vacuum pump.
1.9 Diesel	XUD9AU (D9B)	1905cc	∅ 83.00	4 Cyl.	8V	51kW/70PS	SOHC	TD2880
CAM354 [28] CAM373 [18]			CKS2373 [18]				FOL150 (x8) [6][13] FOL73 (x8) [10][13]	[6] Height: 25mm [10] Height: 35mm [13] Mechanical [18] Camshaft driven vacuum pump. [28] Pulley driven vacuum pump.



616 Expert

02/96→

1.9 Diesel	XUD9TE (D8B)	1905cc	Ø 83.00	4 Cyl.	8V	66kW/89PS	SOHC	TD2751
1.9 Diesel	XUD9TE (DHX)	1905cc	Ø 83.00	4 Cyl.	8V	66kW/89PS	SOHC	TD2889
CAM354 [28] CAM373 [18]							FOL150 (x8) [6][13]	[6] Height: 25mm [13] Mechanical [18] Camshaft driven vacuum pump. [28] Pulley driven vacuum pump.
2.0	EW10A (RFH)	1997cc	Ø 85.00	4 Cyl.	16V	103kW/140PS	DOHC	TD23210
2.0	EW10A (RFJ)	1997cc	Ø 85.00	4 Cyl.	16V	103kW/140PS	DOHC	TD18690
2.0	EW10J4 (RFN)	1997cc	Ø 85.00	4 Cyl.	16V	100kW/136PS	DOHC	TD15188
							FOL205 (x16) [11]	[11] Hydraulic
2.0 Diesel	DW10ATED (RHZ)	1997cc	Ø 85.00	4 Cyl.	8V	80kW/109PS	SOHC	TD10727
2.0 Diesel	DW10BTED (RHX)	1997cc	Ø 85.00	4 Cyl.	8V	69kW/93PS	SOHC	TD17515
CAM679						FOL163 (x8)	FOL154 (x8) [11]	[11] Hydraulic
2.0 Diesel	DW10ATED4 (RHW)	1997cc	Ø 85.00	4 Cyl.	16V	80kW/109PS	SOHC	TD17510
CAM750 ■ CAM751 ■						FOL247 (x16)	FOL115 (x16) [11]	[11] Hydraulic
2.0 Diesel	DW10BTED4 (RHR)	1997cc	Ø 85.00	4 Cyl.	16V	100kW/136PS	DOHC	TD17507
2.0 Diesel	DW10UTED4 (RHK)	1997cc	Ø 85.00	4 Cyl.	16V	85-88kW/116-120PS	DOHC	TD19814
CAM748 ■ CAM749 ■						FOL247 (x16)	FOL115 (x16) [11]	[11] Hydraulic

617 J5

09/87→03/94

1.9 Diesel	XUD9	1905cc	Ø 83.00	4 Cyl.	8V	51kW/70PS	SOHC	TD8478
CAM354 [28] CAM373 [18]						CKS2373 [18]	FOL150 (x8) [6][13] FOL73 (x8) [10][13]	[6] Height: 25mm [10] Height: 35mm [13] Mechanical [18] Camshaft driven vacuum pump. [28] Pulley driven vacuum pump.
1.9 Diesel	XUD9A (D9B)	1905cc	Ø 83.00	4 Cyl.	8V	51kW/69PS	SOHC	TD2834
CAM354 [28] CAM373 [18]						CKS2373 [18]	FOL73 (x8) [10][13]	[10] Height: 35mm [13] Mechanical [18] Camshaft driven vacuum pump. [28] Pulley driven vacuum pump.

618 Partner

05/96→

1.1	TU1M (HDZ)	1124cc	Ø 72.00	4 Cyl.	8V	44kW/60PS	SOHC	TD4834
CAM733						FOL160 (x8)		
1.4	TU3A (KFV)	1360cc	Ø 75.00	4 Cyl.	8V	54kW/73PS	SOHC	TD21111
1.4	TU3JP (KFW)	1360cc	Ø 75.00	4 Cyl.	8V	55kW/75PS	SOHC	TD14729
1.4	TU3JP (KFX)	1360cc	Ø 75.00	4 Cyl.	8V	55kW/75PS	SOHC	TD5396
CAM731 [16] CAM732 [17] CAM733 [14]						FOL160 (x8)		[14] Euro 2 [16] Euro 3 (D3);Euro 4 (D4) [17] Euro1 to Euro2
1.6	TU5JP4 (NFU)	1587cc	Ø 78.50	4 Cyl.	16V	80kW/109PS	DOHC	TD15668
1.6	TU5JP4B (NFR)	1587cc	Ø 78.50	4 Cyl.	16V	66kW/90PS	DOHC	TD24700
CAM959 ■ CAM960 ■							FOL206 (x16) [11]	[11] Hydraulic



KIT



618 Partner

05/96 →

1.6	EP6C (5FS)	1598cc	∅ 77.00	4 Cyl.	16V	88kW/120PS	DOHC	TD25101
						FOL211 (x16)	FOL191 ■ (x8) [11] FOL185 ■ (x8) [11]	[11] Hydraulic
1.6 Diesel	DV6C (9HL)	1560cc	∅ 75.00	4 Cyl.	8V	82/85kW/112/116PS	SOHC	TD26986
1.6 Diesel	DV6DTE4 (9HP)	1560cc	∅ 75.00	4 Cyl.	8V	68kW/92PS	SOHC	TD27064
CAM969						FOL228 (x8)	FOL190 (x8) [11]	[11] Hydraulic
1.6 Diesel	DV6ATED4 (9HX)	1560cc	∅ 75.00	4 Cyl.	16V	66kW/92PS	DOHC	TD20147
1.6 Diesel	DV6BTED4 (9HW)	1560cc	∅ 75.00	4 Cyl.	16V	55kW/75PS	DOHC	TD24701
1.6 Diesel	DV6TED4 (9HV)	1560cc	∅ 75.00	4 Cyl.	16V	66kW/90PS	DOHC	TD28634
1.6 Diesel	DV6TED4 (9HZ)	1560cc	∅ 75.00	4 Cyl.	16V	80kW/109PS	DOHC	TD18520
1.6 Diesel	DV6TED4BU (9HS)	1560cc	∅ 75.00	4 Cyl.	16V	66kW/90PS	DOHC	TD29162
CAM746 ■ CAM747 ■						FOL184 (x16)	FOL190 (x16) [11]	[11] Hydraulic
1.8 Diesel	XUD7 (A9A)	1769cc	∅ 80.00	4 Cyl.	8V	44kW/60PS	SOHC	TD12351
CAM354 [28] CAM373 [18]			CKS2373 [18]				FOL150 (x8) [6][13] FOL73 (x8) [10][13]	[6] Height: 25mm [10] Height: 35mm [13] Mechanical [18] Camshaft driven vacuum pump. [28] Pulley driven vacuum pump.
1.9 Diesel	DW8 (WJZ)	1868cc	∅ 82.20	4 Cyl.	8V	51kW/69PS	SOHC	TD9868
1.9 Diesel	DW8B (WJY)	1868cc	∅ 82.20	4 Cyl.	8V	51kW/69PS	SOHC	TD13788
CAM373 [18]			CKS2373 [18]				FOL150 (x8) [6][13] FOL73 (x8) [10][13]	[6] Height: 25mm [10] Height: 35mm [13] Mechanical [18] Camshaft driven vacuum pump.
1.9 Diesel	XUD9	1905cc	∅ 83.00	4 Cyl.	8V	51kW/70PS	SOHC	TD8478
1.9 Diesel	XUD9A (DJY)	1905cc	∅ 83.00	4 Cyl.	8V	51kW/69PS	SOHC	TD2887
CAM354 [28] CAM373 [18]			CKS2373 [18]				FOL150 (x8) [6][13] FOL73 (x8) [10][13]	[6] Height: 25mm [10] Height: 35mm [13] Mechanical [18] Camshaft driven vacuum pump. [28] Pulley driven vacuum pump.
2.0 Diesel	DW10TD (RHY)	1997cc	∅ 85.00	4 Cyl.	8V	63kW/86PS	SOHC	TD12569
CAM679						FOL163 (x8)	FOL154 (x8) [11]	[11] Hydraulic

619 RCZ

03/10 →

1.6	EP6CDT	1598cc	∅ 77.00	4 Cyl.	16V	115kW/156PS	DOHC	TD24068
						FOL211 (x16)	FOL185 (x16) [11]	[11] Hydraulic
1.6	EP6CDTX	1598cc	∅ 77.00	4 Cyl.	16V	147kW/200PS	DOHC	TD24069
						FOL211 (x16)	FOL191 ■ (x8) [11] FOL185 ■ (x8) [11]	[11] Hydraulic


KIT

620 Avantime		09/01→05/03						
2.0	F4R 760	1998cc	Ø 82.70	4 Cyl.	16V	120kW/163PS	DOHC	TD16478
2.0	F4R 761	1998cc	Ø 82.70	4 Cyl.	16V	120kW/163PS	DOHC	TD16480
						FOL245 (x16)	FOL103 (x16) [11]	[11] Hydraulic
2.2 Diesel	G9T 712	2188cc	Ø 87.00	4 Cyl.	16V	110kW/150PS	DOHC	TD18298
CAM926 ■						FOL246 (x16)		
CAM927 ■								
3.0	L7X 720	2946cc	Ø 87.00	6 Cyl.	24V	152kW/207PS	DOHC	TD18299
3.0	L7X 721	2946cc	Ø 87.00	6 Cyl.	24V	152kW/207PS	DOHC	TD18300
							FOL206 (x24) [11]	[11] Hydraulic
621 Clio Grandtour		02/08→						
1.4	K4J 780	1390cc	Ø 79.50	4 Cyl.	16V	72kW/98PS	DOHC	TD18533
CAM727 ■						FOL245 (x16)	FOL103 (x16) [11]	[11] Hydraulic
CAM728 ■								
1.5 Diesel	K9K 714	1461cc	Ø 76.00	4 Cyl.	8V	50kW/68PS	SOHC	TD21173
1.5 Diesel	K9K 752	1461cc	Ø 76.00	4 Cyl.	8V	48-50kW/65-68PS	SOHC	TD21134
1.5 Diesel	K9K 766	1461cc	Ø 76.00	4 Cyl.	8V	63kW/86PS	SOHC	TD18537
CAM921 [22]								[22] with sensor
CAM736 [23]								[23] without sensor
1.6	K4M 800	1598cc	Ø 79.50	4 Cyl.	16V	82kW/111PS	DOHC	TD18534
1.6	K4M 801	1598cc	Ø 79.50	4 Cyl.	16V	82kW/111PS	DOHC	TD18535
1.6	K4M 862	1598cc	Ø 79.50	4 Cyl.	16V	94-98kW/128-133PS	DOHC	TD23548
						FOL245 (x16)	FOL103 (x16) [11]	[11] Hydraulic
622 Clio I		08/90→09/98						
1.8	F3P 710	1794cc	Ø 82.70	4 Cyl.	8V	70kW/95PS	SOHC	TD3267
1.8	F3P 712	1794cc	Ø 82.70	4 Cyl.	8V	70kW/95PS	SOHC	TD3268
1.8	F3P 714	1794cc	Ø 82.70	4 Cyl.	8V	70kW/95PS	SOHC	TD3269
1.8	F3P 754	1794cc	Ø 82.70	4 Cyl.	8V	70kW/95PS	SOHC	TD5523
1.8	F3P 755	1794cc	Ø 82.70	4 Cyl.	8V	70kW/95PS	SOHC	TD3272
1.8	F3P 758	1794cc	Ø 82.70	4 Cyl.	8V	70kW/95PS	SOHC	TD3273
							FOL149 (x8) [9][13] FOL180 (x8) [7][13]	[7] Height: 26.5mm [9] Height: 28.5mm [13] Mechanical
1.9 Diesel	F8Q 678	1870cc	Ø 80.00	4 Cyl.	8V	48-40kW/65-54PS	SOHC	TD20390
CAM758 →09/96							FOL149 (x8) [9][13] FOL180 (x8) [7][13]	[7] Height: 26.5mm [9] Height: 28.5mm [13] Mechanical
CAM759 09/96→								
1.9 Diesel	F8Q 696	1870cc	Ø 80.00	4 Cyl.	8V	40-48kW/54-65PS	SOHC	TD21255
CAM759							FOL149 (x8) [9][13] FOL180 (x8) [7][13]	[7] Height: 26.5mm [9] Height: 28.5mm [13] Mechanical
1.9 Diesel	F8Q 730	1870cc	Ø 80.00	4 Cyl.	8V	47-48kW/64-65PS	SOHC	TD4868
CAM689							FOL149 (x8) [9][13]	[9] Height: 28.5mm [13] Mechanical
1.9 Diesel	F8Q 732	1870cc	Ø 80.00	4 Cyl.	8V	47-48kW/64-65PS	SOHC	TD4869
CAM689							FOL149 (x8) [9][13] FOL180 (x8) [7][13]	[7] Height: 26.5mm [9] Height: 28.5mm [13] Mechanical



623 Clio II		09/98 → 12/02							
1.4	K4J 710	1390cc	∅ 79.50	4 Cyl.	16V	72kW/98PS	DOHC	TD19673	
1.4	K4J 711	1390cc	∅ 79.50	4 Cyl.	16V	72kW/98PS	DOHC	TD19672	
1.4	K4J 712	1390cc	∅ 79.50	4 Cyl.	16V	70-72kW/95-98PS	DOHC	TD14330	
1.4	K4J 713	1390cc	∅ 79.50	4 Cyl.	16V	72kW/98PS	DOHC	TD14331	
CAM727 ■						FOL245 (x16)	FOL103 (x16) [11]	[11] Hydraulic	
CAM728 ■									
1.5 Diesel	K9K 700	1461cc	∅ 76.00	4 Cyl.	8V	48kW/65PS	SOHC	TD16219	
1.5 Diesel	K9K 702	1461cc	∅ 76.00	4 Cyl.	8V	60kW/81PS	SOHC	TD16344	
1.5 Diesel	K9K 704	1461cc	∅ 76.00	4 Cyl.	8V	48kW/65PS	SOHC	TD16343	
1.5 Diesel	K9K 710	1461cc	∅ 76.00	4 Cyl.	8V	60kW/81PS	SOHC	TD17488	
1.5 Diesel	K9K 712	1461cc	∅ 76.00	4 Cyl.	8V	74kW/100PS	SOHC	TD18419	
1.5 Diesel	K9K 714	1461cc	∅ 76.00	4 Cyl.	8V	50kW/68PS	SOHC	TD21173	
1.5 Diesel	K9K 718	1461cc	∅ 76.00	4 Cyl.	8V	62kW/84PS	SOHC	TD21171	
1.5 Diesel	K9K 740	1461cc	∅ 76.00	4 Cyl.	8V	47kW/64PS	SOHC	TD20446	
CAM921 [22]								[22] with sensor	
CAM736 [23]								[23] without sensor	
1.6	K7M 744	1598cc	∅ 79.50	4 Cyl.	8V	66kW/89PS	SOHC	TD14332	
1.6	K7M 745	1598cc	∅ 79.50	4 Cyl.	8V	66kW/89PS	SOHC	TD14333	
CAM729									
1.6	K4M 708	1598cc	∅ 79.50	4 Cyl.	16V	79/81kW/107/109PS	DOHC	TD16345	
1.6	K4M 740	1598cc	∅ 79.50	4 Cyl.	16V	79kW/107PS	DOHC	TD18445	
1.6	K4M 742	1598cc	∅ 79.50	4 Cyl.	16V	66-79kW/90-107PS	DOHC	TD20913	
1.6	K4M 743	1598cc	∅ 79.50	4 Cyl.	16V	66-79kW/90-107PS	DOHC	TD20914	
1.6	K4M 744	1598cc	∅ 79.50	4 Cyl.	16V	79kW/107PS	DOHC	TD19674	
1.6	K4M 745	1598cc	∅ 79.50	4 Cyl.	16V	79kW/107PS	DOHC	TD19675	
1.6	K4M 748	1598cc	∅ 79.50	4 Cyl.	16V	79/81kW/107/109PS	DOHC	TD11567	
CAM727 ■						FOL245 (x16)	FOL103 (x16) [11]	[11] Hydraulic	
CAM728 ■									
1.9 Diesel	F8Q 632	1870cc	∅ 80.00	4 Cyl.	8V	47-48kW/64-65PS	SOHC	TD17431	
CAM664									
1.9 Diesel	F8Q 630	1870cc	∅ 80.00	4 Cyl.	8V	47kW/64PS	SOHC	TD9626	
1.9 Diesel	F8Q 662	1870cc	∅ 80.00	4 Cyl.	8V	47kW/64PS	SOHC	TD9625	
CAM664							FOL180 (x8) [7][13]	[7] Height: 26.5mm [13] Mechanical	
1.9 Diesel	F9Q 780	1870cc	∅ 80.00	4 Cyl.	8V	72kW/98PS	SOHC	TD16339	
CAM706									
2.0	F4R 730	1998cc	∅ 82.70	4 Cyl.	16V	124kW/168PS	DOHC	TD14334	
2.0	F4R 738	1998cc	∅ 82.70	4 Cyl.	16V	132-124kW/180-168PS	DOHC	TD19676	
						FOL245 (x16)	FOL103 (x16) [11]	[11] Hydraulic	
3.0	L7X 760	2946cc	∅ 87.00	6 Cyl.	24V	166kW/226PS	DOHC	TD16213	
3.0	L7X 762	2946cc	∅ 87.00	6 Cyl.	24V	187kW/254PS	DOHC	TD18285	
							FOL206 (x24) [11]	[11] Hydraulic	



624 Clío III		05/05→						
1.4	K4J 780	1390cc	Ø 76.50	4 Cyl.	16V	72kW/98PS	DOHC	TD18533
CAM727						FOL245 (x16)	FOL103 (x16) [11]	[11] Hydraulic
1.5 Diesel	K9K 714	1461cc	Ø 76.00	4 Cyl.	8V	50kW/68PS	SOHC	TD21173
1.5 Diesel	K9K 750	1461cc	Ø 76.00	4 Cyl.	8V	57-65kW/78-88PS	SOHC	TD21133
1.5 Diesel	K9K 752	1461cc	Ø 76.00	4 Cyl.	8V	48-50kW/65-68PS	SOHC	TD21134
1.5 Diesel	K9K 766	1461cc	Ø 76.00	4 Cyl.	8V	63kW/86PS	SOHC	TD18537
CAM921 [22]								[22] with sensor
CAM736 [23]								[23] without sensor
1.6	K4M 748	1598cc	Ø 79.50	4 Cyl.	16V	79/81kW/107/109PS	DOHC	TD11567
CAM727						FOL245 (x16)	FOL103 (x16) [11]	[11] Hydraulic
1.6	K4M 800	1598cc	Ø 79.50	4 Cyl.	16V	82kW/111PS	DOHC	TD18534
1.6	K4M 801	1598cc	Ø 79.50	4 Cyl.	16V	82kW/111PS	DOHC	TD18535
1.6	K4M 804	1598cc	Ø 79.50	4 Cyl.	16V	65kW/88PS	DOHC	TD18532
1.6	K4M 862	1598cc	Ø 79.50	4 Cyl.	16V	94-98kW/128-133PS	DOHC	TD23548
2.0	F4R 830	1998cc	Ø 82.70	4 Cyl.	16V	145kW/197PS	DOHC	TD20836
2.0	M4R 700	1997cc	Ø 84.00	4 Cyl.	16V	102kW/138PS	DOHC	TD21165
2.0	M4R 701	1997cc	Ø 84.00	4 Cyl.	16V	102kW/138PS	DOHC	TD21166
						FOL245 (x16)	FOL103 (x16) [11]	[11] Hydraulic

625 Espace III		11/96→10/02						
1.9 Diesel	F9Q 722	1870cc	Ø 80.00	4 Cyl.	8V	72kW/98PS	SOHC	TD16305
2.0	F3R 728	1998cc	Ø 82.70	4 Cyl.	8V	84kW/114PS	SOHC	TD16177
2.0	F3R 729	1998cc	Ø 82.70	4 Cyl.	8V	84kW/114PS	SOHC	TD16178
						FOL180 (x8) [7][13]		[7] Height: 26.5mm [13] Mechanical
2.0	F4R 700	1998cc	Ø 82.70	4 Cyl.	16V	103kW/140PS	DOHC	TD16306
2.0	F4R 701	1998cc	Ø 82.70	4 Cyl.	16V	103kW/140PS	DOHC	TD16307
						FOL245 (x16)	FOL103 (x16) [11]	[11] Hydraulic
2.2 Diesel	G8T 714	2188cc	Ø 87.00	4 Cyl.	12V	83kW/113PS	SOHC	TD16308
2.2 Diesel	G8T 716	2188cc	Ø 87.00	4 Cyl.	12V	83kW/113PS	SOHC	TD16309
2.2 Diesel	G8T 760	2188cc	Ø 87.00	4 Cyl.	12V	83kW/113PS	SOHC	TD4871
CAM665						FOL110 (x12) [13]	FOL111 (x12) [11]	[11] Hydraulic [13] Mechanical
2.2 Diesel	G9T 642	2188cc	Ø 87.00	4 Cyl.	16V	110kW/150PS	DOHC	TD23177
2.2 Diesel	G9T 710	2188cc	Ø 87.00	4 Cyl.	16V	85kW/115PS	DOHC	TD16310
CAM926						FOL246 (x16)		
CAM927								



626 Espace IV

11/02→02/05

1.9 Diesel	F9Q 820	1870cc	∅ 80.00	4 Cyl.	8V	88kW/120PS	SOHC	TD18287
CAM706								
2.0	F4R 790	1998cc	∅ 82.70	4 Cyl.	16V	100kW/136PS	DOHC	TD17057
2.0	F4R 792	1998cc	∅ 82.70	4 Cyl.	16V	100kW/136PS	DOHC	TD21197
2.0	F4R 794	1998cc	∅ 82.70	4 Cyl.	16V	120kW/163PS	DOHC	TD17059
2.0	F4R 795	1998cc	∅ 82.70	4 Cyl.	16V	120kW/163PS	DOHC	TD17060
2.0	F4R 796	1998cc	∅ 82.70	4 Cyl.	16V	125kW/170PS	DOHC	TD23108
2.0	F4R 797	1998cc	∅ 82.70	4 Cyl.	16V	120kW/163PS	DOHC	TD17061
2.0	F4R 896	1998cc	∅ 82.70	4 Cyl.	16V	125kW/170PS	DOHC	TD23891
2.0	F4R 897	1998cc	∅ 82.70	4 Cyl.	16V	125kW/170PS	DOHC	TD21220
						FOL245 (x16)	FOL103 (x16) [11]	[11] Hydraulic
2.0 Diesel	M9R 740	1995cc	∅ 84.00	4 Cyl.	16V	110kW/150PS	DOHC	TD19680
2.0 Diesel	M9R 750	1995cc	∅ 84.00	4 Cyl.	16V	110kW/150PS	DOHC	TD23508
2.0 Diesel	M9R 760	1995cc	∅ 84.00	4 Cyl.	16V	110kW/150PS	DOHC	TD19681
2.0 Diesel	M9R 761	1995cc	∅ 84.00	4 Cyl.	16V	127kW/173PS	DOHC	TD23899
2.0 Diesel	M9R 762	1995cc	∅ 84.00	4 Cyl.	16V	127kW/173PS	DOHC	TD23900
2.0 Diesel	M9R 763	1995cc	∅ 84.00	4 Cyl.	16V	127kW/173PS	DOHC	TD23901
2.0 Diesel	M9R 802	1995cc	∅ 84.00	4 Cyl.	16V	96kW/131PS	DOHC	TD22197
2.0 Diesel	M9R 815	1995cc	∅ 84.00	4 Cyl.	16V	110/127kW/150/173PS	DOHC	TD26531
						FOL189 (x16)	FOL190 (x16) [11]	[11] Hydraulic
2.2 Diesel	G9T 645	2188cc	∅ 87.00	4 Cyl.	16V	102kW/139PS	DOHC	TD21198
2.2 Diesel	G9T 742	2188cc	∅ 87.00	4 Cyl.	16V	110kW/150PS	DOHC	TD17062
2.2 Diesel	G9T 743	2188cc	∅ 87.00	4 Cyl.	16V	110kW/150PS	DOHC	TD17063
CAM926 ■						FOL246 (x16)		
CAM927 ■								

627 Express

09/91→10/99

1.9 Diesel	F8Q 646	1870cc	∅ 80.00	4 Cyl.	8V	47-66kW/64-90PS	SOHC	TD21252
1.9 Diesel	F8Q 682	1870cc	∅ 80.00	4 Cyl.	8V	48kW/65PS	SOHC	TD16544
							FOL180 (x8) [7][13]	[7] Height: 26.5mm [13] Mechanical
1.9 Diesel	F8Q 722	1870cc	∅ 80.00	4 Cyl.	8V	47-48kW/64-67PS	SOHC	TD3290
1.9 Diesel	F8Q 724	1870cc	∅ 80.00	4 Cyl.	8V	47-48kW/64-67PS	SOHC	TD3291
1.9 Diesel	F8Q 774	1870cc	∅ 80.00	4 Cyl.	8V	47-48kW/64-67PS	SOHC	TD3298
CAM689							FOL149 (x8) [9][13]	[9] Height: 28.5mm [13] Mechanical
1.9 Diesel	F8Q 776	1870cc	∅ 80.00	4 Cyl.	8V	47-48kW/64-67PS	SOHC	TD3299
CAM689							FOL149 (x8) [9][13] FOL180 (x8) [7][13]	[7] Height: 26.5mm [9] Height: 28.5mm [13] Mechanical


KIT
628 Extra 09/91→10/99

1.9 Diesel	F8Q 646	1870cc	Ø 80.00	4 Cyl.	8V	47-66kW/64-90PS	SOHC	TD21252
1.9 Diesel	F8Q 682	1870cc	Ø 80.00	4 Cyl.	8V	48kW/65PS	SOHC	TD16544
							FOL180 (x8) [7][13]	[7] Height: 26.5mm [13] Mechanical
1.9 Diesel	F8Q 722	1870cc	Ø 80.00	4 Cyl.	8V	47-48kW/64-67PS	SOHC	TD3290
1.9 Diesel	F8Q 724	1870cc	Ø 80.00	4 Cyl.	8V	47-48kW/64-67PS	SOHC	TD3291
1.9 Diesel	F8Q 774	1870cc	Ø 80.00	4 Cyl.	8V	47-48kW/64-67PS	SOHC	TD3298
CAM689							FOL149 (x8) [9][13]	[9] Height: 28.5mm [13] Mechanical
1.9 Diesel	F8Q 776	1870cc	Ø 80.00	4 Cyl.	8V	47-48kW/64-67PS	SOHC	TD3299
CAM689							FOL149 (x8) [9][13] FOL180 (x8) [7][13]	[7] Height: 26.5mm [9] Height: 28.5mm [13] Mechanical

629 Fluence 02/10→

1.6	K4M 838	1598cc	Ø 79.50	4 Cyl.	16V	81kW/110PS	DOHC	TD26123
1.6	K4M 839	1598cc	Ø 79.50	4 Cyl.	16V	81kW/110PS	DOHC	TD26124
						FOL245 (x16)	FOL103 (x16) [11]	[11] Hydraulic

630 Grand Scenic II 04/04→11/08

1.5 Diesel	K9K 722	1461cc	Ø 76.00	4 Cyl.	8V	60kW/81PS	SOHC	TD16534
1.5 Diesel	K9K 729	1461cc	Ø 76.00	4 Cyl.	8V	74kW/101PS	SOHC	TD20706
CAM921 [22] CAM736 [23]								[22] with sensor [23] without sensor
1.6	K4M 761	1598cc	Ø 79.50	4 Cyl.	16V	83kW/113PS	DOHC	TD18302
1.6	K4M 782	1598cc	Ø 79.50	4 Cyl.	16V	83kW/113PS	DOHC	TD18303
1.6	K4M 788	1598cc	Ø 79.50	4 Cyl.	16V	77kW/105PS	DOHC	TD21204
1.6	K4M 812	1598cc	Ø 76.00	4 Cyl.	16V	82kW/112PS	DOHC	TD21294
						FOL245 (x16)	FOL103 (x16) [11]	[11] Hydraulic
1.9 Diesel	F9Q 812	1870cc	Ø 80.00	4 Cyl.	8V	88kW/120PS	SOHC	TD20392
CAM706								
2.0	F4R 770	1998cc	Ø 82.70	4 Cyl.	16V	99kW/135PS	DOHC	TD16533
2.0	F4R 771	1998cc	Ø 82.70	4 Cyl.	16V	99kW/135PS	DOHC	TD18301
2.0	F4R 776	1998cc	Ø 82.70	4 Cyl.	16V	120kW/163PS	DOHC	TD19695
						FOL245 (x16)	FOL103 (x16) [11]	[11] Hydraulic
2.0 Diesel	M9R 700	1995cc	Ø 84.00	4 Cyl.	16V	110kW/150PS	DOHC	TD20708
2.0 Diesel	M9R 721	1995cc	Ø 84.00	4 Cyl.	16V	110kW/150PS	DOHC	TD23502
2.0 Diesel	M9R 722	1995cc	Ø 84.00	4 Cyl.	16V	110kW/150PS	DOHC	TD23503
						FOL189 (x16)	FOL190 (x16) [11]	[11] Hydraulic



631 Grand Scénic III 02/09→

1.6	K4M 858	1598cc	∅ 79.50	4 Cyl.	16V	81kW/110PS	DOHC	TD23580
1.6	K4M 866	1598cc	∅ 79.50	4 Cyl.	16V	81kW/110PS	DOHC	TD23553
						FOL245 (x16)	FOL103 (x16) [11]	[11] Hydraulic
2.0 Diesel	M9R 610	1995cc	∅ 84.00	4 Cyl.	16V	118kW/160PS	DOHC	TD23557
2.0 Diesel	M9R 615	1995cc	∅ 84.00	4 Cyl.	16V	110kW/150PS	DOHC	TD23559
						FOL189 (x16)	FOL190 (x16) [11]	[11] Hydraulic

632 Kangoo 08/97→

1.5 Diesel	K9K 700	1461cc	∅ 76.00	4 Cyl.	8V	48kW/65PS	SOHC	TD16219
1.5 Diesel	K9K 702	1461cc	∅ 76.00	4 Cyl.	8V	60kW/81PS	SOHC	TD16344
1.5 Diesel	K9K 704	1461cc	∅ 76.00	4 Cyl.	8V	48kW/65PS	SOHC	TD16343
1.5 Diesel	K9K 710	1461cc	∅ 76.00	4 Cyl.	8V	60kW/81PS	SOHC	TD17488
1.5 Diesel	K9K 714	1461cc	∅ 76.00	4 Cyl.	8V	50kW/68PS	SOHC	TD21173
1.5 Diesel	K9K 718	1461cc	∅ 76.00	4 Cyl.	8V	62kW/84PS	SOHC	TD21171
CAM921 [22]								[22] with sensor
CAM736 [23]								[23] without sensor
1.6	K4M 750	1598cc	∅ 79.50	4 Cyl.	16V	70kW/95PS	DOHC	TD17489
1.6	K4M 752	1598cc	∅ 79.50	4 Cyl.	16V	79/81kW/107/109PS	DOHC	TD16370
1.6	K4M 753	1598cc	∅ 79.50	4 Cyl.	16V	70kW/95PS	DOHC	TD17494
1.6	K4M 830	1598cc	∅ 79.50	4 Cyl.	16V	78kW/106PS	DOHC	TD23581
1.6	K4M 831	1598cc	∅ 79.50	4 Cyl.	16V	79kW/107PS	DOHC	TD26526
1.6	K4M 834	1598cc	∅ 79.50	4 Cyl.	16V	72kW/98PS	DOHC	TD26128
1.6	K4M 850	1598cc	∅ 79.50	4 Cyl.	16V	78kW/106PS	DOHC	TD26565
CAM727 ■ CAM728 ■						FOL245 (x16)	FOL103 (x16) [11]	[11] Hydraulic
1.9 Diesel	F8Q 630	1870cc	∅ 80.00	4 Cyl.	8V	47kW/64PS	SOHC	TD9626
1.9 Diesel	F8Q 662	1870cc	∅ 80.00	4 Cyl.	8V	47kW/64PS	SOHC	TD9625
CAM664							FOL180 (x8) [7][13]	[7] Height: 26.5mm [13] Mechanical
1.9 Diesel	F8Q 632	1870cc	∅ 80.00	4 Cyl.	8V	47-48kW/64-65PS	SOHC	TD17431
CAM664								
1.9 Diesel	F9Q 780	1870cc	∅ 80.00	4 Cyl.	8V	72kW/98PS	SOHC	TD16339
1.9 Diesel	F9Q 782	1870cc	∅ 80.00	4 Cyl.	8V	59kW/80PS	SOHC	TD17498
1.9 Diesel	F9Q 790	1870cc	∅ 80.00	4 Cyl.	8V	59kW/80PS	SOHC	TD16358
CAM706								

633 Koleos 09/08→

2.0 Diesel	M9R 830	1995cc	∅ 84.00	4 Cyl.	16V	127kW/173PS	DOHC	TD22206
2.0 Diesel	M9R 855	1995cc	∅ 84.00	4 Cyl.	16V	110kW/150PS	DOHC	TD26248
2.0 Diesel	M9R 856	1995cc	∅ 84.00	4 Cyl.	16V	110kW/150PS	DOHC	TD26249
2.0 Diesel	M9R 862	1995cc	∅ 84.00	4 Cyl.	16V	110kW/150PS	DOHC	TD26255
2.0 Diesel	M9R 865	1995cc	∅ 84.00	4 Cyl.	16V	110kW/150PS	DOHC	TD26250
2.0 Diesel	M9R 866	1995cc	∅ 84.00	4 Cyl.	16V	110kW/150PS	DOHC	TD26251
						FOL189 (x16)	FOL190 (x16) [11]	[11] Hydraulic


634 Laguna 11/93→03/01

1.6	K4M 720	1598cc	Ø 79.50	4 Cyl.	16V	79/81kW/107/109PS	DOHC	TD16269
CAM727 ■						FOL245 (x16)	FOL103 (x16) [11]	[11] Hydraulic
CAM728 ■								
1.8	F3P 670	1794cc	Ø 82.70	4 Cyl.	8V	66kW/89PS	SOHC	TD5541
							FOL149 (x8) [9][13] FOL180 (x8) [7][13]	[7] Height: 26.5mm [9] Height: 28.5mm [13] Mechanical
1.8	F4P 760	1783cc	Ø 82.70	4 Cyl.	16V	88kW/120PS	DOHC	TD16189
						FOL245 (x16)	FOL103 (x16) [11]	[11] Hydraulic
1.9	N7Q 700	1948cc	Ø 83.00	4 Cyl.	16V	102kW/139PS	DOHC	TD5529
1.9	N7Q 704	1948cc	Ø 83.00	4 Cyl.	16V	102kW/139PS	DOHC	TD5530
							FOL156 (x16) [11]	[11] Hydraulic
1.9 Diesel	F9Q 716	1870cc	Ø 80.00	4 Cyl.	8V	74kW/100PS	SOHC	TD16191
CAM753								
1.9 Diesel	F9Q 718	1870cc	Ø 80.00	4 Cyl.	8V	72kW/98PS	SOHC	TD16192
CAM706								
2.0	F4R 780	1998cc	Ø 82.70	4 Cyl.	16V	103kW/140PS	DOHC	TD16475
						FOL245 (x16)	FOL103 (x16) [11]	[11] Hydraulic
2.2 Diesel	G8T 706	2188cc	Ø 87.00	4 Cyl.	12V	61kW/82PS	SOHC	TD3301
2.2 Diesel	G8T 790	2188cc	Ø 87.00	4 Cyl.	12V	61kW/82PS	SOHC	TD4873
CAM757						FOL110 (x12) [13]	FOL111 (x12) [11]	[11] Hydraulic [13] Mechanical
2.2 Diesel	G8T 760	2188cc	Ø 87.00	4 Cyl.	12V	83kW/113PS	SOHC	TD4871
CAM665						FOL110 (x12) [13]	FOL111 (x12) [11]	[11] Hydraulic [13] Mechanical
2.2 Diesel	G8T 794	2188cc	Ø 87.00	4 Cyl.	12V	61kW/82PS	SOHC	TD4874
CAM687						FOL110 (x12) [13]	FOL111 (x12) [11]	[11] Hydraulic [13] Mechanical

635 Laguna Coupe 09/08→

2.0	F4R 800	1998cc	Ø 82.70	4 Cyl.	16V	150kW/204PS	DOHC	TD22188
2.0	F4R 811	1998cc	Ø 82.70	4 Cyl.	16V	125kW/170PS	DOHC	TD22189
2.0	F4Rt 811	1998cc	Ø 82.70	4 Cyl.	16V	125kW/170PS	DOHC	TD20816
						FOL245 (x16)	FOL103 (x16) [11]	[11] Hydraulic
2.0 Diesel	M9R 800	1995cc	Ø 84.00	4 Cyl.	16V	127kW/173PS	DOHC	TD22196
2.0 Diesel	M9R 802	1995cc	Ø 84.00	4 Cyl.	16V	96kW/131PS	DOHC	TD22197
2.0 Diesel	M9R 805	1995cc	Ø 84.00	4 Cyl.	16V	110kW/150PS	DOHC	TD26244
2.0 Diesel	M9R 809	1995cc	Ø 84.00	4 Cyl.	16V	127kW/173PS	DOHC	TD22198
2.0 Diesel	M9R 814	1995cc	Ø 84.00	4 Cyl.	16V	110kW/150PS	DOHC	TD26247
2.0 Diesel	M9R 815	1995cc	Ø 84.00	4 Cyl.	16V	110/127kW/150/173PS	DOHC	TD26531
2.0 Diesel	M9R 816	1995cc	Ø 84.00	4 Cyl.	16V	127-132kW/173-180PS	DOHC	TD22199
2.0 Diesel	M9R 820	1995cc	Ø 84.00	4 Cyl.	16V	131kW/178PS	DOHC	TD26532
						FOL189 (x16)	FOL190 (x16) [11]	[11] Hydraulic



636 Laguna I

06/95→03/01

1.6	K4M 720	1598cc	∅ 79.50	4 Cyl.	16V	79/81kW/107/109PS	DOHC	TD16269
CAM727 ■ CAM728 ■						FOL245 (x16)	FOL103 (x16) [11]	[11] Hydraulic
1.8	F3P 670	1794cc	∅ 82.70	4 Cyl.	8V	66kW/89PS	SOHC	TD5541
1.8	F3P 676	1794cc	∅ 82.70	4 Cyl.	8V	70-69kW/95-94PS	SOHC	TD20049
							FOL149 (x8) [9][13] FOL180 (x8) [7][13]	[7] Height: 26.5mm [9] Height: 28.5mm [13] Mechanical
1.8	F4P 760	1783cc	∅ 82.70	4 Cyl.	16V	88kW/120PS	DOHC	TD16189
						FOL245 (x16)	FOL103 (x16) [11]	[11] Hydraulic
1.9	N7Q 700	1948cc	∅ 83.00	4 Cyl.	16V	102kW/139PS	DOHC	TD5529
1.9	N7Q 704	1948cc	∅ 83.00	4 Cyl.	16V	102kW/139PS	DOHC	TD5530
							FOL156 (x16) [11]	[11] Hydraulic
1.9 Diesel	F9Q 716	1870cc	∅ 80.00	4 Cyl.	8V	74kW/100PS	SOHC	TD16191
CAM753								
1.9 Diesel	F9Q 718	1870cc	∅ 80.00	4 Cyl.	8V	72kW/98PS	SOHC	TD16192
CAM706								
2.0	F4R 780	1998cc	∅ 82.70	4 Cyl.	16V	103kW/140PS	DOHC	TD16475
						FOL245 (x16)	FOL103 (x16) [11]	[11] Hydraulic
2.2 Diesel	G8T 760	2188cc	∅ 87.00	4 Cyl.	12V	83kW/113PS	SOHC	TD4871
CAM665						FOL110 (x12) [13]	FOL111 (x12) [11]	[11] Hydraulic [13] Mechanical

637 Laguna II

03/01→10/05

1.6	K4M 716	1598cc	∅ 79.50	4 Cyl.	16V	82kW/112PS	DOHC	TD21200
						FOL245 (x16)	FOL103 (x16) [11]	[11] Hydraulic
1.6	K4M 710	1598cc	∅ 79.50	4 Cyl.	16V	79kW/107PS	DOHC	TD16214
1.6	K4M 714	1598cc	∅ 79.50	4 Cyl.	16V	79kW/107PS	DOHC	TD21164
CAM727 ■ CAM728 ■						FOL245 (x16)	FOL103 (x16) [11]	[11] Hydraulic
1.8	F4P 770	1783cc	∅ 82.70	4 Cyl.	16V	85-89kW/116-121PS	DOHC	TD16216
1.8	F4P 771	1783cc	∅ 82.70	4 Cyl.	16V	85-89kW/116-121PS	DOHC	TD18272
1.8	F4P 772	1783cc	∅ 82.70	4 Cyl.	16V	89kW/121PS	DOHC	TD21211
1.8	F4P 773	1783cc	∅ 82.70	4 Cyl.	16V	85-89kW/116-121PS	DOHC	TD16217
1.8	F4P 774	1783cc	∅ 82.70	4 Cyl.	16V	85-89kW/116-121PS	DOHC	TD18273
1.8	F4P 775	1783cc	∅ 82.70	4 Cyl.	16V	85-89kW/116-121PS	DOHC	TD18274
						FOL245 (x16)	FOL103 (x16) [11]	[11] Hydraulic
1.9 Diesel	F9Q 650	1870cc	∅ 80.00	4 Cyl.	8V	88kW/120PS	SOHC	TD21223
1.9 Diesel	F9Q 718	1870cc	∅ 80.00	4 Cyl.	8V	72kW/98PS	SOHC	TD16192
1.9 Diesel	F9Q 750	1870cc	∅ 80.00	4 Cyl.	8V	55-88kW/75-120PS	SOHC	TD17028
1.9 Diesel	F9Q 752	1870cc	∅ 80.00	4 Cyl.	8V	74kW/101PS	SOHC	TD21139
1.9 Diesel	F9Q 754	1870cc	∅ 80.00	4 Cyl.	8V	74-79kW/101-107PS	SOHC	TD20841
CAM706								


637 Laguna II 03/01→10/05

2.0	F4R 712	1998cc	Ø 82.70	4 Cyl.	16V	99kW/135PS	DOHC	TD18276
2.0	F4R 713	1998cc	Ø 82.70	4 Cyl.	16V	99kW/135PS	DOHC	TD18278
2.0	F4R 714	1998cc	Ø 82.70	4 Cyl.	16V	99kW/135PS	DOHC	TD18279
2.0	F4R 715	1998cc	Ø 82.70	4 Cyl.	16V	99kW/135PS	DOHC	TD18280
2.0	F4R 764	1998cc	Ø 82.70	4 Cyl.	16V	120kW/163PS	DOHC	TD18281
2.0	F4R 765	1998cc	Ø 82.70	4 Cyl.	16V	120kW/163PS	DOHC	TD18282
2.0	F4R 784	1998cc	Ø 82.70	4 Cyl.	16V	125kW/170PS	DOHC	TD21216
2.0	F4R 786	1998cc	Ø 82.70	4 Cyl.	16V	120kW/163PS	DOHC	TD18283
2.0	F4R 787	1998cc	Ø 82.70	4 Cyl.	16V	120kW/163PS	DOHC	TD18284
2.0	F4R 886	1998cc	Ø 82.70	4 Cyl.	16V	150kW/204PS	DOHC	TD21218
2.0	F4R 887	1998cc	Ø 82.70	4 Cyl.	16V	150kW/204PS	DOHC	TD21219
2.0	F5R 700	1998cc	Ø 86.00	4 Cyl.	16V	103kW/140PS	DOHC	TD16369
2.0	F5R 701	1998cc	Ø 86.00	4 Cyl.	16V	103kW/140PS	DOHC	TD21228

FOL245 (x16)

FOL103 (x16) [11]

[11] Hydraulic

2.0 Diesel	M9R 740	1995cc	Ø 84.00	4 Cyl.	16V	110kW/150PS	DOHC	TD19680
2.0 Diesel	M9R 760	1995cc	Ø 84.00	4 Cyl.	16V	110kW/150PS	DOHC	TD19681

FOL189 (x16)

FOL190 (x16) [11]

[11] Hydraulic

2.2 Diesel	G9T 600	2188cc	Ø 87.00	4 Cyl.	16V	110kW/150PS	DOHC	TD19667
2.2 Diesel	G9T 605	2188cc	Ø 87.00	4 Cyl.	16V	110kW/150PS	DOHC	TD19682
2.2 Diesel	G9T 700	2188cc	Ø 87.00	4 Cyl.	16V	110kW/150PS	DOHC	TD20978
2.2 Diesel	G9T 702	2188cc	Ø 87.00	4 Cyl.	16V	102kW/139PS	DOHC	TD16288
2.2 Diesel	G9T 706	2188cc	Ø 87.00	4 Cyl.	16V	102-110kW/139-150PS	DOHC	TD20976
2.2 Diesel	G9T 707	2188cc	Ø 87.00	4 Cyl.	16V	102-110kW/139-150PS	DOHC	TD20977

CAM926

CAM927
FOL246 (x16)

3.0	L7X 731	2946cc	Ø 87.00	6 Cyl.	24V	152kW/207PS	DOHC	TD16218
-----	----------------	--------	---------	--------	------------	-------------	------	----------------

FOL206 (x24) [11]

[11] Hydraulic

638 Laguna III 10/07→

1.6	K4M 824	1598cc	Ø 79.50	4 Cyl.	16V	81kW/110PS	DOHC	TD20814
2.0	F4R 800	1998cc	Ø 82.70	4 Cyl.	16V	150kW/204PS	DOHC	TD22188
2.0	F4R 811	1998cc	Ø 82.70	4 Cyl.	16V	125kW/170PS	DOHC	TD22189
2.0	M4R 704	1997cc	Ø 84.00	4 Cyl.	16V	103kW/140PS	DOHC	TD20815

FOL245 (x16)

FOL103 (x16) [11]

[11] Hydraulic

2.0 Diesel	M9R 742	1995cc	Ø 84.00	4 Cyl.	16V	110kW/150PS	DOHC	TD23504
2.0 Diesel	M9R 744	1995cc	Ø 84.00	4 Cyl.	16V	110kW/150PS	DOHC	TD23505
2.0 Diesel	M9R 800	1995cc	Ø 84.00	4 Cyl.	16V	127kW/173PS	DOHC	TD22196
2.0 Diesel	M9R 802	1995cc	Ø 84.00	4 Cyl.	16V	96kW/131PS	DOHC	TD22197
2.0 Diesel	M9R 805	1995cc	Ø 84.00	4 Cyl.	16V	110kW/150PS	DOHC	TD26244
2.0 Diesel	M9R 809	1995cc	Ø 84.00	4 Cyl.	16V	127kW/173PS	DOHC	TD22198
2.0 Diesel	M9R 814	1995cc	Ø 84.00	4 Cyl.	16V	110kW/150PS	DOHC	TD26247
2.0 Diesel	M9R 815	1995cc	Ø 84.00	4 Cyl.	16V	110/127kW/150/173PS	DOHC	TD26531
2.0 Diesel	M9R 816	1995cc	Ø 84.00	4 Cyl.	16V	127-132kW/173-180PS	DOHC	TD22199
2.0 Diesel	M9R 820	1995cc	Ø 84.00	4 Cyl.	16V	131kW/178PS	DOHC	TD26532

FOL189 (x16)

FOL190 (x16) [11]

[11] Hydraulic



639 Latitude		02/11 →						
2.0 Diesel	M9R 804	1995cc	∅ 84.00	4 Cyl.	16V	127kW/173PS	DOHC	TD26134
2.0 Diesel	M9R 817	1995cc	∅ 84.00	4 Cyl.	16V	127kW/173PS	DOHC	TD26135
2.0 Diesel	M9R 824	1995cc	∅ 84.00	4 Cyl.	16V	110kW/150PS	DOHC	TD26073
2.0 Diesel	M9R 844	1995cc	∅ 84.00	4 Cyl.	16V	127kW/173PS	DOHC	TD26533
2.0 Diesel	M9R 846	1995cc	∅ 84.00	4 Cyl.	16V	110kW/150PS	DOHC	TD26534
						FOL189 (x16)	FOL190 (x16) [11]	[11] Hydraulic

640 Logan		09/04 →							
1.5 Diesel	K9K 790	1461cc	∅ 76.00	4 Cyl.	8V	48kW/65PS	SOHC	TD21438	
1.5 Diesel	K9K 796	1461cc	∅ 76.00	4 Cyl.	8V	63kW/86PS	SOHC	TD26080	
CAM921 [22] CAM736 [23]								[22] with sensor [23] without sensor	
1.6	K7M 710	1598cc	∅ 79.50	4 Cyl.	8V	66kW/89PS	SOHC	TD18139	
CAM729							FOL103 (x8) [11]	[11] Hydraulic	
1.6	K4M 690	1598cc	∅ 79.50	4 Cyl.	16V	77kW/105PS	DOHC	TD22187	
CAM727 ■ CAM728 ■							FOL245 (x16)	FOL103 (x16) [11]	[11] Hydraulic

641 Master II		07/98 →						
1.9 Diesel	F9Q 770	1870cc	∅ 80.00	4 Cyl.	8V	59kW/80PS	SOHC	TD15688
1.9 Diesel	F9Q 772	1870cc	∅ 80.00	4 Cyl.	8V	60kW/81PS	SOHC	TD16304
1.9 Diesel	F9Q 774	1870cc	∅ 80.00	4 Cyl.	8V	60kW/82PS	SOHC	TD19370
CAM706								
2.2 Diesel	G9T 720	2188cc	∅ 87.00	4 Cyl.	16V	66kW/89PS	DOHC	TD14928
2.2 Diesel	G9T 722	2188cc	∅ 87.00	4 Cyl.	16V	66kW/89PS	DOHC	TD16302
2.2 Diesel	G9T 750	2188cc	∅ 87.00	4 Cyl.	16V	66kW/90PS	DOHC	TD19088
CAM926 ■ CAM927 ■							FOL246 (x16)	
2.5 Diesel	S8U 770	2445cc	∅ 93.00	4 Cyl.	8V	59kW/80PS	SOHC	TD13409
CAM718								
2.5 Diesel	G9U 632	2464cc	∅ 89.00	4 Cyl.	16V	88-107kW/120-146PS	DOHC	TD21013
2.5 Diesel	G9U 650	2464cc	∅ 89.00	4 Cyl.	16V	74-88kW/101-120PS	DOHC	TD21011
2.5 Diesel	G9U 720	2464cc	∅ 89.00	4 Cyl.	16V	85kW/115PS	DOHC	TD16303
2.5 Diesel	G9U 724	2464cc	∅ 89.00	4 Cyl.	16V	84kW/115PS	DOHC	TD19366
2.5 Diesel	G9U 750	2464cc	∅ 89.00	4 Cyl.	16V	84kW/115PS	DOHC	TD19359
2.5 Diesel	G9U 754	2464cc	∅ 89.00	4 Cyl.	16V	73kW/99PS	DOHC	TD19085
CAM926 ■ CAM927 ■							FOL246 (x16)	
2.8 Diesel	S9W 702	2800cc	∅ 94.40	4 Cyl.	8V	84kW/114PS	SOHC	TD13408
CAM681							FOL169 (x8) [13]	[13] Mechanical



642 Master III		02/10→						
2.3 Diesel	M9T 670	2298cc	Ø 85.00	4 Cyl.	16V	74-92kW/101-125PS	DOHC	TD24269
2.3 Diesel	M9T 672	2298cc	Ø 85.00	4 Cyl.	16V	74-92kW/101-125PS	DOHC	TD25154
2.3 Diesel	M9T 676	2298cc	Ø 85.00	4 Cyl.	16V	74-92kW/101-125PS	DOHC	TD24268
2.3 Diesel	M9T 678	2298cc	Ø 85.00	4 Cyl.	16V	107kW/146PS	DOHC	TD25158
2.3 Diesel	M9T 680	2298cc	Ø 85.00	4 Cyl.	16V	107kW/146PS	DOHC	TD24295
2.3 Diesel	M9T 686	2298cc	Ø 85.00	4 Cyl.	16V	92kW/125PS	DOHC	TD25151
2.3 Diesel	M9T 690	2298cc	Ø 85.00	4 Cyl.	16V	92kW/125PS	DOHC	TD24270
2.3 Diesel	M9T 692	2298cc	Ø 85.00	4 Cyl.	16V	92kW/125PS	DOHC	TD24271
2.3 Diesel	M9T 694	2298cc	Ø 85.00	4 Cyl.	16V	107kW/146PS	DOHC	TD24272
2.3 Diesel	M9T 696	2298cc	Ø 85.00	4 Cyl.	16V	92-107kW/125-146PS	DOHC	TD25150
2.3 Diesel	M9T 698	2298cc	Ø 85.00	4 Cyl.	16V	107kW/146PS	DOHC	TD24273
					FOL189 (x16)	FOL190 (x16) [11]	[11] Hydraulic	

643 Megane CC		06/10→						
1.6	K4M 858	1598cc	Ø 79.50	4 Cyl.	16V	81kW/110PS	DOHC	TD23580
2.0	F4R 870	1998cc		4 Cyl.	16V	132kW/180PS	DOHC	TD23616
2.0	F4R 872	1998cc	Ø 82.70	4 Cyl.	16V	132kW/180PS	DOHC	TD26242
					FOL245 (x16)	FOL103 (x16) [11]	[11] Hydraulic	

644 Megane I		01/96→08/03						
1.4	K4J 714	1390cc	Ø 79.50	4 Cyl.	16V	70kW/95PS	DOHC	TD16349
1.4	K4J 750	1390cc	Ø 79.50	4 Cyl.	16V	70kW/95PS	DOHC	TD13310
CAM727 ■ CAM728 ■						FOL245 (x16)	FOL103 (x16) [11]	[11] Hydraulic
1.6	K7M 702	1598cc	Ø 79.50	4 Cyl.	8V	66kW/89PS	SOHC	TD4876
1.6	K7M 703	1598cc	Ø 79.50	4 Cyl.	8V	66kW/89PS	SOHC	TD4877
1.6	K7M 790	1598cc	Ø 79.50	4 Cyl.	8V	66kW/89PS	SOHC	TD4879
CAM729							FOL103 (x16) [11]	[11] Hydraulic
1.6	K4M 700	1598cc	Ø 79.50	4 Cyl.	16V	79/81kW/107/109PS	DOHC	TD13308
1.6	K4M 701	1598cc	Ø 79.50	4 Cyl.	16V	79/81kW/107/109PS	DOHC	TD13309
1.6	K4M 704	1598cc	Ø 79.50	4 Cyl.	16V	79/81kW/107/109PS	DOHC	TD16346
1.6	K4M 708	1598cc	Ø 79.50	4 Cyl.	16V	79/81kW/107/109PS	DOHC	TD16345
CAM727 ■ CAM728 ■						FOL245 (x16)	FOL103 (x16) [11]	[11] Hydraulic
1.8	F4P 720	1783cc	Ø 82.70	4 Cyl.	16V	85kW/115PS	DOHC	TD16220
1.8	F4P 722	1783cc	Ø 82.70	4 Cyl.	16V	85kW/115PS	DOHC	TD16221
					FOL245 (x16)	FOL103 (x16) [11]	[11] Hydraulic	
1.9 Diesel	F8Q 622	1870cc	Ø 80.00	4 Cyl.	8V	47kW/64PS	SOHC	TD18295
CAM664							FOL180 (x8) [7][13]	[7] Height: 26.5mm [13] Mechanical
1.9 Diesel	F8Q 620	1870cc	Ø 80.00	4 Cyl.	8V	47kW/64PS	SOHC	TD4867
1.9 Diesel	F8Q 624	1870cc	Ø 80.00	4 Cyl.	8V	48kW/65PS	SOHC	TD16348
CAM759 09/96→							FOL180 (x8) [7][13]	[7] Height: 26.5mm [13] Mechanical



644 Megane I

01/96→08/03

1.9 Diesel	F8Q 784	1870cc	∅ 80.00	4 Cyl.	8V	66-69kW/90-94PS	SOHC	TD4870
1.9 Diesel	F8Q 786	1870cc	∅ 80.00	4 Cyl.	8V	66kW/89PS	SOHC	TD16352
CAM760 →08/96							FOL180 (x8) [7][13]	[7] Height: 26.5mm [13] Mechanical
CAM761 →08/97								
CAM690 09/96→								
CAM690 09/97→								
1.9 Diesel	F8Q 790	1870cc	∅ 80.00	4 Cyl.	8V	47kW/64PS	SOHC	TD18290
CAM664								
1.9 Diesel	F9Q 730	1870cc	∅ 80.00	4 Cyl.	8V	72kW/98PS	SOHC	TD11427
1.9 Diesel	F9Q 734	1870cc	∅ 80.00	4 Cyl.	8V	72kW/98PS	SOHC	TD11428
CAM753								
1.9 Diesel	F9Q 732	1870cc	∅ 80.00	4 Cyl.	8V	72kW/98PS	SOHC	TD16347
1.9 Diesel	F9Q 733	1870cc	∅ 80.00	4 Cyl.	8V	79-88kW/107-120PS	SOHC	TD16363
1.9 Diesel	F9Q 736	1870cc	∅ 80.00	4 Cyl.	8V	72kW/98PS	SOHC	TD16354
1.9 Diesel	F9Q 744	1870cc	∅ 80.00	4 Cyl.	8V	59kW/80PS	SOHC	TD16361
CAM706								
2.0	F3R 750	1998cc	∅ 82.70	4 Cyl.	8V	84kW/114PS	SOHC	TD4865
2.0	F3R 751	1998cc	∅ 82.70	4 Cyl.	8V	84kW/114PS	SOHC	TD16357
2.0	F3R 752	1998cc	∅ 82.70	4 Cyl.	8V	84-80kW/114-109PS	SOHC	TD20052
2.0	F3R 791	1998cc	∅ 82.70	4 Cyl.	8V	80kW/109PS	SOHC	TD16350
2.0	F3R 797	1998cc	∅ 82.70	4 Cyl.	8V	80-84kW/109_114PS	SOHC	TD20050
							FOL180 (x8) [7][13]	[7] Height: 26.5mm [13] Mechanical
2.0	F4R 746	1998cc	∅ 82.70	4 Cyl.	16V	103kW/140PS	DOHC	TD21214
2.0	F4R 747	1998cc	∅ 82.70	4 Cyl.	16V	103kW/140PS	DOHC	TD21215
2.0	F4R 770	1998cc	∅ 82.70	4 Cyl.	16V	99kW/135PS	DOHC	TD16533
2.0	F5R 740	1998cc	∅ 82.70	4 Cyl.	16V	103kW/140PS	DOHC	TD13311
						FOL245 (x16)	FOL103 (x16) [11]	[11] Hydraulic

645 Megane II

11/02→11/08

1.4	K4J 730	1390cc	∅ 79.50	4 Cyl.	16V	72kW/98PS	DOHC	TD16531
1.4	K4J 732	1390cc	∅ 79.50	4 Cyl.	16V	60kW/82PS	DOHC	TD20910
CAM727 ■						FOL245 (x16)	FOL103 (x16) [11]	[11] Hydraulic
CAM728 ■								
1.4	K4J 740	1390cc	∅ 79.50	4 Cyl.	16V	72kW/98PS	DOHC	TD21208
						FOL245 (x16)	FOL103 (x16) [11]	[11] Hydraulic
1.5 Diesel	K9K 722	1461cc	∅ 76.00	4 Cyl.	8V	60kW/81PS	SOHC	TD16534
1.5 Diesel	K9K 728	1461cc	∅ 76.00	4 Cyl.	8V	74kW/101PS	SOHC	TD20707
1.5 Diesel	K9K 729	1461cc	∅ 76.00	4 Cyl.	8V	74kW/101PS	SOHC	TD20706
CAM921 [22]								[22] with sensor
CAM736 [23]								[23] without sensor


645 Megane II 11/02→11/08

1.6	K4M 760	1598cc	Ø 79.50	4 Cyl.	16V	79/81kW/107/109PS	DOHC	TD16532
1.6	K4M 761	1598cc	Ø 79.50	4 Cyl.	16V	83kW/113PS	DOHC	TD18302
1.6	K4M 762	1598cc	Ø 79.50	4 Cyl.	16V	77kW/105PS	DOHC	TD21202
1.6	K4M 788	1598cc	Ø 79.50	4 Cyl.	16V	77kW/105PS	DOHC	TD21204
1.6	K4M 812	1598cc	Ø 76.00	4 Cyl.	16V	82kW/112PS	DOHC	TD21294
1.6	K4M 813	1598cc	Ø 79.50	4 Cyl.	16V	82kW/112PS	DOHC	TD26333
1.6	K4M 866	1598cc	Ø 79.50	4 Cyl.	16V	81kW/110PS	DOHC	TD23553
1.6	K4M C 813	1598cc	Ø 79.50	4 Cyl.	16V	82kW/112PS	DOHC	TD19689
1.6	K4M D 812	1598cc	Ø 79.50	4 Cyl.	16V	82kW/112PS	DOHC	TD21107

FOL245 (x16)

FOL103 (x16) [11]

[11] Hydraulic

1.9 Diesel	F9Q 800	1870cc	Ø 80.00	4 Cyl.	8V	55-88kW/75-120PS	SOHC	TD16535
1.9 Diesel	F9Q 804	1870cc	Ø 80.00	4 Cyl.	8V	81kW/110PS	SOHC	TD20391
1.9 Diesel	F9Q 808	1870cc	Ø 80.00	4 Cyl.	8V	66-75kW/90-102PS	SOHC	TD21147

CAM706

2.0	F4R 770	1998cc	Ø 82.70	4 Cyl.	16V	99kW/135PS	DOHC	TD16533
2.0	F4R 771	1998cc	Ø 82.70	4 Cyl.	16V	99kW/135PS	DOHC	TD18301
2.0	F4R 774	1998cc	Ø 82.70	4 Cyl.	16V	165kW/224PS	DOHC	TD20906
2.0	F4R 776	1998cc	Ø 82.70	4 Cyl.	16V	120kW/163PS	DOHC	TD19695
2.0	F4Rt 774	1998cc	Ø 82.70	4 Cyl.	16V	165kW/224PS	DOHC	TD21108

FOL245 (x16)

FOL103 (x16) [11]

[11] Hydraulic

2.0 Diesel	M9R 700	1995cc	Ø 84.00	4 Cyl.	16V	110kW/150PS	DOHC	TD20708
2.0 Diesel	M9R 722	1995cc	Ø 84.00	4 Cyl.	16V	110kW/150PS	DOHC	TD23503
2.0 Diesel	M9R 724	1995cc	Ø 84.00	4 Cyl.	16V	127kW/173PS	DOHC	TD22195

FOL189 (x16)

FOL190 (x16) [11]

[11] Hydraulic

646 Megane III 11/08→

1.6	K4M 760	1598cc	Ø 79.50	4 Cyl.	16V	79/81kW/107/109PS	DOHC	TD16532
1.6	K4M 848	1598cc	Ø 79.50	4 Cyl.	16V	74kW/100PS	DOHC	TD26527
1.6	K4M 858	1598cc	Ø 79.50	4 Cyl.	16V	81kW/110PS	DOHC	TD23580
1.6	K4M 866	1598cc	Ø 79.50	4 Cyl.	16V	81kW/110PS	DOHC	TD23553
1.6	K4M P 848	1598cc	Ø 79.50	4 Cyl.	16V	74kW/101PS	DOHC	TD24253
2.0	F4R 870	1998cc		4 Cyl.	16V	132kW/180PS	DOHC	TD23616
2.0	F4R 872	1998cc	Ø 82.70	4 Cyl.	16V	132kW/180PS	DOHC	TD26242

FOL245 (x16)

FOL103 (x16) [11]

[11] Hydraulic

2.0 Diesel	M9R 610	1995cc	Ø 84.00	4 Cyl.	16V	118kW/160PS	DOHC	TD23557
2.0 Diesel	M9R 615	1995cc	Ø 84.00	4 Cyl.	16V	110kW/150PS	DOHC	TD23559

FOL189 (x16)

FOL190 (x16) [11]

[11] Hydraulic



647 Megane Scénic

10/96→10/99

1.6	K7M 702	1598cc	∅ 79.50	4 Cyl.	8V	66kW/89PS	SOHC	TD4876
1.6	K7M 703	1598cc	∅ 79.50	4 Cyl.	8V	66kW/89PS	SOHC	TD4877
CAM729							FOL103 (x16) [11]	[11] Hydraulic
1.9 Diesel	F8Q 784	1870cc	∅ 80.00	4 Cyl.	8V	66-69kW/90-94PS	SOHC	TD4870
1.9 Diesel	F8Q 786	1870cc	∅ 80.00	4 Cyl.	8V	66kW/89PS	SOHC	TD16352
CAM760 →08/96 CAM761 →08/97 09/96→ CAM690 09/97→							FOL180 (x8) [7][13]	[7] Height: 26.5mm [13] Mechanical
1.9 Diesel	F8Q 790	1870cc	∅ 80.00	4 Cyl.	8V	47kW/64PS	SOHC	TD18290
CAM664								
1.9 Diesel	F9Q 730	1870cc	∅ 80.00	4 Cyl.	8V	72kW/98PS	SOHC	TD11427
1.9 Diesel	F9Q 734	1870cc	∅ 80.00	4 Cyl.	8V	72kW/98PS	SOHC	TD11428
CAM753								
2.0	F3R 750	1998cc	∅ 82.70	4 Cyl.	8V	84kW/114PS	SOHC	TD4865
2.0	F3R 751	1998cc	∅ 82.70	4 Cyl.	8V	84kW/114PS	SOHC	TD16357
							FOL180 (x8) [7][13]	[7] Height: 26.5mm [13] Mechanical

648 Modus

09/04→

1.4	K4J 770	1390cc	∅ 79.50	4 Cyl.	16V	72kW/98PS	DOHC	TD18422
1.4	K4J 780	1390cc	∅ 79.50	4 Cyl.	16V	72kW/98PS	DOHC	TD18533
CAM727 ■ CAM728 ■							FOL245 (x16)	FOL103 (x16) [11] [11] Hydraulic
1.5 Diesel	K9K 750	1461cc	∅ 76.00	4 Cyl.	8V	57-65kW/78-88PS	SOHC	TD21133
1.5 Diesel	K9K 752	1461cc	∅ 76.00	4 Cyl.	8V	48-50kW/65-68PS	SOHC	TD21134
1.5 Diesel	K9K 766	1461cc	∅ 76.00	4 Cyl.	8V	63kW/86PS	SOHC	TD18537
CAM921 [22] CAM736 [23]								[22] with sensor [23] without sensor
1.5 Diesel	K9K 768	1461cc	∅ 76.00	4 Cyl.	8V	50kW/68PS	SOHC	TD18536
CAM736 [23]								[23] without sensor
1.6	K4M 790	1598cc	∅ 79.50	4 Cyl.	16V	82kW/112PS	DOHC	TD18898
1.6	K4M 791	1598cc	∅ 79.50	4 Cyl.	16V	82kW/112PS	DOHC	TD18899
1.6	K4M 794	1598cc	∅ 79.50	4 Cyl.	16V	65kW/88PS	DOHC	TD20895
1.6	K4M 800	1598cc	∅ 79.50	4 Cyl.	16V	82kW/111PS	DOHC	TD18534
1.6	K4M 801	1598cc	∅ 79.50	4 Cyl.	16V	82kW/111PS	DOHC	TD18535
							FOL245 (x16)	FOL103 (x16) [11] [11] Hydraulic

649 R14

12/81→12/83

1.4	X5J	1360cc	∅ 75.00	4 Cyl.	8V	44kW/60PS	SOHC	TD3434
CAM540								



650 R19		01/88→06/96						
1.8	F3P 682	1783cc	Ø 82.70	4 Cyl.	8V	79kW/107PS	SOHC	TD5483
1.8	F3P 700	1794cc	Ø 82.70	4 Cyl.	8V	79-81kW/107-110PS	SOHC	TD3262
1.8	F3P 704	1794cc	Ø 82.70	4 Cyl.	8V	65-66kW/88-90PS	SOHC	TD5488
1.8	F3P 705	1794cc	Ø 82.70	4 Cyl.	8V	65-66kW/88-90PS	SOHC	TD3263
1.8	F3P 706	1794cc	Ø 82.70	4 Cyl.	8V	65-66kW/88-90PS	SOHC	TD3264
1.8	F3P 707	1794cc	Ø 82.70	4 Cyl.	8V	65-66kW/88-90PS	SOHC	TD3265
1.8	F3P 708	1794cc	Ø 82.70	4 Cyl.	8V	65-66kW/88-90PS	SOHC	TD3266
1.8	F3P 760	1794cc	Ø 82.70	4 Cyl.	8V	65-66kW/88-90PS	SOHC	TD3274
1.8	F3P 764	1794cc	Ø 82.70	4 Cyl.	8V	79kW/107PS	SOHC	TD9554
1.8	F3P 765	1794cc	Ø 82.70	4 Cyl.	8V	79kW/107PS	SOHC	TD5494
							FOL149 (x8) [9][13] FOL180 (x8) [7][13]	[7] Height: 26.5mm [9] Height: 28.5mm [13] Mechanical
1.9 Diesel	F8Q 740	1870cc	Ø 80.00	4 Cyl.	8V	66-68kW/90-93PS	SOHC	TD3294
CAM762 01/91→								
1.9 Diesel	F8Q 706	1870cc	Ø 80.00	4 Cyl.	8V	47-48kW/64-65PS	SOHC	TD3287
1.9 Diesel	F8Q 742	1870cc	Ø 80.00	4 Cyl.	8V	47-48kW/64-65PS	SOHC	TD3295
CAM689								
							FOL149 (x8) [9][13]	[9] Height: 28.5mm [13] Mechanical
651 R21		03/86→08/94						
1.9 Diesel	F8Q 710	1870cc	Ø 80.00	4 Cyl.	8V	47kW/64PS	SOHC	TD3288
CAM689								
							FOL149 (x8) [9][13]	[9] Height: 28.5mm [13] Mechanical
2.1 Diesel	J8S 714	2068cc	Ø 86.00	4 Cyl.	8V	65kW/88PS	SOHC	TD3395
2.1 Diesel	J8S 786	2068cc	Ø 86.00	4 Cyl.	8V	65kW/88PS	SOHC	TD3407
2.1 Diesel	J8S 788	2068cc	Ø 86.00	4 Cyl.	8V	65kW/88PS	SOHC	TD3408
CAM758								
			CKS2381	FOL157 (x8) →eng.229555 FOL122 (x8) eng.229556→				
652 R25		06/89→12/92						
2.1 Diesel	J8S 736	2068cc	Ø 86.00	4 Cyl.	8V	51kW/69PS	SOHC	TD3396
CAM758								
			CKS2381	FOL157 (x8) →eng.229555 FOL122 (x8) eng.229556→				
653 Rapid		09/91→10/99						
1.9 Diesel	F8Q 646	1870cc	Ø 80.00	4 Cyl.	8V	47-66kW/64-90PS	SOHC	TD21252
1.9 Diesel	F8Q 682	1870cc	Ø 80.00	4 Cyl.	8V	48kW/65PS	SOHC	TD16544
							FOL180 (x8) [7][13]	[7] Height: 26.5mm [13] Mechanical
1.9 Diesel	F8Q 722	1870cc	Ø 80.00	4 Cyl.	8V	47-48kW/64-67PS	SOHC	TD3290
1.9 Diesel	F8Q 724	1870cc	Ø 80.00	4 Cyl.	8V	47-48kW/64-67PS	SOHC	TD3291
1.9 Diesel	F8Q 774	1870cc	Ø 80.00	4 Cyl.	8V	47-48kW/64-67PS	SOHC	TD3298
CAM689								
							FOL149 (x8) [9][13]	[9] Height: 28.5mm [13] Mechanical



653 Rapid		09/91→10/99						
1.9 Diesel	F8Q 776	1870cc	Ø 80.00	4 Cyl.	8V	47-48kW/64-67PS	SOHC	TD3299
CAM689							FOL149 (x8) [9][13] FOL180 (x8) [7][13]	[7] Height: 26.5mm [9] Height: 28.5mm [13] Mechanical
654 Safrane		07/96→12/00						
1.9	N7Q 710	1948cc	Ø 83.00	4 Cyl.	16V	100kW/136PS	DOHC	TD5547
1.9	N7Q 711	1948cc	Ø 83.00	4 Cyl.	16V	100kW/136PS	DOHC	TD5548
							FOL156 (x16) [11]	[11] Hydraulic
2.2 Diesel	G8T 740	2188cc	Ø 87.00	4 Cyl.	12V	83kW/113PS	SOHC	TD3300
CAM665						FOL110 (x12) [13]	FOL111 (x12) [11]	[11] Hydraulic [13] Mechanical
655 Sandero		12/07→						
1.6	K7M 710	1598cc	Ø 79.50	4 Cyl.	8V	66kW/89PS	SOHC	TD18139
CAM729							FOL103 (x8) [11]	[11] Hydraulic
656 Scénic		04/98→						
1.4	K4J 740	1390cc	Ø 79.50	4 Cyl.	16V	72kW/98PS	DOHC	TD21208
						FOL245 (x16)	FOL103 (x16) [11]	[11] Hydraulic
1.4	K4J 714	1390cc	Ø 79.50	4 Cyl.	16V	70kW/95PS	DOHC	TD16349
1.4	K4J 730	1390cc	Ø 79.50	4 Cyl.	16V	72kW/98PS	DOHC	TD16531
1.4	K4J 750	1390cc	Ø 79.50	4 Cyl.	16V	70kW/95PS	DOHC	TD13310
1.4	K4J 770	1390cc	Ø 79.50	4 Cyl.	16V	72kW/98PS	DOHC	TD18422
CAM727 ■ CAM728 ■						FOL245 (x16)	FOL103 (x16) [11]	[11] Hydraulic
1.5 Diesel	K9K 722	1461cc	Ø 76.00	4 Cyl.	8V	60kW/81PS	SOHC	TD16534
1.5 Diesel	K9K 728	1461cc	Ø 76.00	4 Cyl.	8V	74kW/101PS	SOHC	TD20707
1.5 Diesel	K9K 729	1461cc	Ø 76.00	4 Cyl.	8V	74kW/101PS	SOHC	TD20706
CAM921 [22] CAM736 [23]								[22] with sensor [23] without sensor
1.6	K4M 700	1598cc	Ø 79.50	4 Cyl.	16V	79/81kW/107/109PS	DOHC	TD13308
1.6	K4M 701	1598cc	Ø 79.50	4 Cyl.	16V	79/81kW/107/109PS	DOHC	TD13309
1.6	K4M 704	1598cc	Ø 79.50	4 Cyl.	16V	79/81kW/107/109PS	DOHC	TD16346
1.6	K4M 708	1598cc	Ø 79.50	4 Cyl.	16V	79/81kW/107/109PS	DOHC	TD16345
CAM727 ■ CAM728 ■						FOL245 (x16)	FOL103 (x16) [11]	[11] Hydraulic
1.9 Diesel	F8Q 790	1870cc	Ø 80.00	4 Cyl.	8V	47kW/64PS	SOHC	TD18290
CAM664								
1.9 Diesel	F9Q 732	1870cc	Ø 80.00	4 Cyl.	8V	72kW/98PS	SOHC	TD16347
1.9 Diesel	F9Q 733	1870cc	Ø 80.00	4 Cyl.	8V	79-88kW/107-120PS	SOHC	TD16363
1.9 Diesel	F9Q 736	1870cc	Ø 80.00	4 Cyl.	8V	72kW/98PS	SOHC	TD16354
1.9 Diesel	F9Q 744	1870cc	Ø 80.00	4 Cyl.	8V	59kW/80PS	SOHC	TD16361
1.9 Diesel	F9Q 804	1870cc	Ø 80.00	4 Cyl.	8V	81kW/110PS	SOHC	TD20391
1.9 Diesel	F9Q 812	1870cc	Ø 80.00	4 Cyl.	8V	88kW/120PS	SOHC	TD20392
CAM706								
1.9 Diesel	F9Q 734	1870cc	Ø 80.00	4 Cyl.	8V	72kW/98PS	SOHC	TD11428
CAM753								



657 Scénic I		09/99→09/03						
1.6	K4M 700	1598cc	Ø 79.50	4 Cyl.	16V	79/81kW/107/109PS	DOHC	TD13308
1.6	K4M 704	1598cc	Ø 79.50	4 Cyl.	16V	79/81kW/107/109PS	DOHC	TD16346
1.6	K4M 708	1598cc	Ø 79.50	4 Cyl.	16V	79/81kW/107/109PS	DOHC	TD16345
1.6	K4M 709	1598cc	Ø 79.50	4 Cyl.	16V	79kW/107PS	DOHC	TD21194
CAM727 ■						FOL245 (x16)	FOL103 (x16) [11]	[11] Hydraulic
CAM728 ■								
1.8	F4P 722	1783cc	Ø 82.70	4 Cyl.	16V	85kW/115PS	DOHC	TD16221
						FOL245 (x16)	FOL103 (x16) [11]	[11] Hydraulic
1.9 Diesel	F9Q 732	1870cc	Ø 80.00	4 Cyl.	8V	72kW/98PS	SOHC	TD16347
1.9 Diesel	F9Q 748	1870cc	Ø 80.00	4 Cyl.	8V	75-79kW/102-107PS	SOHC	TD21138
CAM706								
2.0	F4R 740	1998cc	Ø 82.70	4 Cyl.	16V	102kW/139PS	DOHC	TD16355
2.0	F4R 741	1998cc	Ø 82.70	4 Cyl.	16V	102kW/139PS	DOHC	TD16356
2.0	F4R 744	1998cc	Ø 82.70	4 Cyl.	16V	102kW/139PS	DOHC	TD16340
2.0	F4R 746	1998cc	Ø 82.70	4 Cyl.	16V	103kW/140PS	DOHC	TD21214
2.0	F4R 747	1998cc	Ø 82.70	4 Cyl.	16V	103kW/140PS	DOHC	TD21215
						FOL245 (x16)	FOL103 (x16) [11]	[11] Hydraulic

658 Scénic II		01/01→04/09						
1.6	K4M 9 766	1598cc	Ø 79.50	4 Cyl.	16V	81-82kW/109_112PS	DOHC	TD19687
1.6	K4M 761	1598cc	Ø 79.50	4 Cyl.	16V	83kW/113PS	DOHC	TD18302
1.6	K4M 782	1598cc	Ø 79.50	4 Cyl.	16V	83kW/113PS	DOHC	TD18303
1.6	K4M 788	1598cc	Ø 79.50	4 Cyl.	16V	77kW/105PS	DOHC	TD21204
1.6	K4M 812	1598cc	Ø 76.00	4 Cyl.	16V	82kW/112PS	DOHC	TD21294
1.6	K4M C 813	1598cc	Ø 79.50	4 Cyl.	16V	82kW/112PS	DOHC	TD19689
1.8	F4P 720	1783cc	Ø 82.70	4 Cyl.	16V	85kW/115PS	DOHC	TD16220
1.8	F4P 722	1783cc	Ø 82.70	4 Cyl.	16V	85kW/115PS	DOHC	TD16221
						FOL245 (x16)	FOL103 (x16) [11]	[11] Hydraulic
1.9 Diesel	F9Q 804	1870cc	Ø 80.00	4 Cyl.	8V	81kW/110PS	SOHC	TD20391
1.9 Diesel	F9Q 812	1870cc	Ø 80.00	4 Cyl.	8V	88kW/120PS	SOHC	TD20392
CAM706								
2.0	F4R 770	1998cc	Ø 82.70	4 Cyl.	16V	99kW/135PS	DOHC	TD16533
2.0	F4R 771	1998cc	Ø 82.70	4 Cyl.	16V	99kW/135PS	DOHC	TD18301
2.0	F4R 776	1998cc	Ø 82.70	4 Cyl.	16V	120kW/163PS	DOHC	TD19695
						FOL245 (x16)	FOL103 (x16) [11]	[11] Hydraulic
2.0 Diesel	M9R 700	1995cc	Ø 84.00	4 Cyl.	16V	110kW/150PS	DOHC	TD20708
2.0 Diesel	M9R 721	1995cc	Ø 84.00	4 Cyl.	16V	110kW/150PS	DOHC	TD23502
2.0 Diesel	M9R 722	1995cc	Ø 84.00	4 Cyl.	16V	110kW/150PS	DOHC	TD23503
						FOL189 (x16)	FOL190 (x16) [11]	[11] Hydraulic



659 Scenic III 02/09→									
1.6	K4M 858	1598cc	∅ 79.50	4 Cyl.	16V	81kW/110PS	DOHC		TD23580
1.6	K4M 866	1598cc	∅ 79.50	4 Cyl.	16V	81kW/110PS	DOHC		TD23553
						FOL245 (x16)	FOL103 (x16) [11]		[11] Hydraulic
2.0 Diesel	M9R 610	1995cc	∅ 84.00	4 Cyl.	16V	118kW/160PS	DOHC		TD23557
2.0 Diesel	M9R 615	1995cc	∅ 84.00	4 Cyl.	16V	110kW/150PS	DOHC		TD23559
						FOL189 (x16)	FOL190 (x16) [11]		[11] Hydraulic
660 Thalia I 02/98→									
1.4	K4J 712	1390cc	∅ 79.50	4 Cyl.	16V	70-72kW/95-98PS	DOHC		TD14330
	CAM727 ■ CAM728 ■					FOL245 (x16)	FOL103 (x16) [11]		[11] Hydraulic
1.5 Diesel	K9K 700	1461cc	∅ 76.00	4 Cyl.	8V	48kW/65PS	SOHC		TD16219
1.5 Diesel	K9K 702	1461cc	∅ 76.00	4 Cyl.	8V	60kW/81PS	SOHC		TD16344
1.5 Diesel	K9K 714	1461cc	∅ 76.00	4 Cyl.	8V	50kW/68PS	SOHC		TD21173
1.5 Diesel	K9K 740	1461cc	∅ 76.00	4 Cyl.	8V	47kW/64PS	SOHC		TD20446
	CAM921 [22] CAM736 [23]								[22] with sensor [23] without sensor
1.6	K4M 740	1598cc	∅ 79.50	4 Cyl.	16V	79kW/107PS	DOHC		TD18445
	CAM727 ■ CAM728 ■					FOL245 (x16)	FOL103 (x16) [11]		[11] Hydraulic
1.9 Diesel	F8Q 630	1870cc	∅ 80.00	4 Cyl.	8V	47kW/64PS	SOHC		TD9626
	CAM664						FOL180 (x8) [7][13]		[7] Height: 26.5mm [13] Mechanical
2.0	F4R 738	1998cc	∅ 82.70	4 Cyl.	16V	132-124kW/180-168PS	DOHC		TD19676
						FOL245 (x16)	FOL103 (x16) [11]		[11] Hydraulic
3.0	L7X 762	2946cc	∅ 87.00	6 Cyl.	24V	187kW/254PS	DOHC		TD18285
							FOL206 (x24) [11]		[11] Hydraulic
661 Thalia II 09/08→									
1.5 Diesel	K9K 700	1461cc	∅ 76.00	4 Cyl.	8V	48kW/65PS	SOHC		TD16219
1.5 Diesel	K9K 718	1461cc	∅ 76.00	4 Cyl.	8V	62kW/84PS	SOHC		TD21171
	CAM921 [22] CAM736 [23]								[22] with sensor [23] without sensor
1.6	K4M 743	1598cc	∅ 79.50	4 Cyl.	16V	66-79kW/90-107PS	DOHC		TD20914
	CAM727 ■ CAM728 ■					FOL245 (x16)	FOL103 (x16) [11]		[11] Hydraulic
662 Trafic 05/89→03/01									
1.9 Diesel	F8Q 606	1870cc	∅ 80.00	4 Cyl.	8V	40kW/54PS	SOHC		TD9690
	CAM664						FOL180 (x8) [7][13]		[7] Height: 26.5mm [13] Mechanical
2.5 Diesel	S8U 758	2499cc	∅ 93.00	4 Cyl.	8V	55kW/75PS	SOHC		TD9689
2.5 Diesel	S8U 780	2499cc	∅ 93.00	4 Cyl.	8V	55kW/75PS	SOHC		TD16328
	CAM718								


663 Traffic II

03/01→07/03

1.9 Diesel	F9Q 760	1870cc	Ø 80.00	4 Cyl.	8V	74kW/100PS	SOHC	TD16529
1.9 Diesel	F9Q 762	1870cc	Ø 80.00	4 Cyl.	8V	60kW/81PS	SOHC	TD18691
CAM706								
2.0	F4R 720	1998cc	Ø 82.70	4 Cyl.	16V	88kW/120PS	DOHC	TD16359
2.0	F4R 722	1998cc	Ø 82.70	4 Cyl.	16V	88kW/120PS	DOHC	TD16360
2.0	F4R 820	1998cc	Ø 82.70	4 Cyl.	16V	86kW/117PS	DOHC	TD19712
						FOL245 (x16)	FOL103 (x16) [11]	[11] Hydraulic
2.0 Diesel	M9R 780	1995cc	Ø 84.00	4 Cyl.	16V	84-66kW/114-90PS	DOHC	TD19714
2.0 Diesel	M9R 782	1995cc	Ø 84.00	4 Cyl.	16V	66kW/90PS	DOHC	TD23109
2.0 Diesel	M9R 786	1995cc	Ø 84.00	4 Cyl.	16V	66kW/90PS	DOHC	TD24966
						FOL189 (x16)	FOL190 (x16) [11]	[11] Hydraulic
2.5 Diesel	G9U 630	2464cc	Ø 89.00	4 Cyl.	16V	84kW/114PS	DOHC	TD19713
2.5 Diesel	G9U 730	2464cc	Ø 89.00	4 Cyl.	16V	99kW/135PS	DOHC	TD18275
CAM926 ■ CAM927 ■						FOL246 (x16)		

664 Twingo II

03/07→

1.5 Diesel	K9K 718	1461cc	Ø 76.00	4 Cyl.	8V	62kW/84PS	SOHC	TD21171
1.5 Diesel	K9K 740	1461cc	Ø 76.00	4 Cyl.	8V	47kW/64PS	SOHC	TD20446
CAM921 [22] CAM736 [23]								[22] with sensor [23] without sensor
1.6	K4M 854	1598cc	Ø 79.50	4 Cyl.	16V	98kW/133PS	DOHC	TD21229
						FOL245 (x16)	FOL103 (x16) [11]	[11] Hydraulic

665 Vel Satis

06/02→

2.0	F4R 762	1998cc	Ø 82.70	4 Cyl.	16V	120kW/163PS	DOHC	TD16286
2.0	F4R 763	1998cc	Ø 82.70	4 Cyl.	16V	120kW/163PS	DOHC	TD16376
2.0	F4R 766	1998cc	Ø 82.70	4 Cyl.	16V	125kW/170PS	DOHC	TD19668
2.0	F4R 767	1998cc	Ø 82.70	4 Cyl.	16V	125kW/170PS	DOHC	TD19669
2.0	F4R 867	1998cc	Ø 82.70	4 Cyl.	16V	108kW/147PS	DOHC	TD21217
						FOL245 (x16)	FOL103 (x16) [11]	[11] Hydraulic
2.0 Diesel	M9R 760	1995cc	Ø 84.00	4 Cyl.	16V	110kW/150PS	DOHC	TD19681
2.0 Diesel	M9R 762	1995cc	Ø 84.00	4 Cyl.	16V	127kW/173PS	DOHC	TD23900
2.0 Diesel	M9R 763	1995cc	Ø 84.00	4 Cyl.	16V	127kW/173PS	DOHC	TD23901
						FOL189 (x16)	FOL190 (x16) [11]	[11] Hydraulic
2.2 Diesel	G9T 600	2188cc	Ø 87.00	4 Cyl.	16V	110kW/150PS	DOHC	TD19667
2.2 Diesel	G9T 606	2188cc	Ø 87.00	4 Cyl.	16V	102kW/139PS	DOHC	TD21209
2.2 Diesel	G9T 607	2188cc	Ø 87.00	4 Cyl.	16V	102-110kW/139-150PS	DOHC	TD23896
2.2 Diesel	G9T 700	2188cc	Ø 87.00	4 Cyl.	16V	110kW/150PS	DOHC	TD20978
2.2 Diesel	G9T 702	2188cc	Ø 87.00	4 Cyl.	16V	102kW/139PS	DOHC	TD16288
2.2 Diesel	G9T 703	2188cc	Ø 87.00	4 Cyl.	16V	110kW/150PS	DOHC	TD16377
CAM926 ■ CAM927 ■						FOL246 (x16)		



666 Wind

07/10 →

1.6	K4M 854	1598cc	Ø 79.50	4 Cyl.	16V	98kW/133PS	DOHC	TD21229
-----	---------	--------	---------	--------	-----	------------	------	---------

FOL245 (x16)

FOL103 (x16) [11]

[11] Hydraulic



667 25		10/99→05/05						
1.4	14 K4F	1396cc	∅ 75.00	4 Cyl.	16V	76kW/103PS	DOHC	TD3481
							FOL106 (x16) [5][11]	[5] Height: 24mm [11] Hydraulic
1.8	18 K4F	1796cc	∅ 80.00	4 Cyl.	16V	87kW/118PS	DOHC	TD9483
							FOL106 (x16) [5][11] →eng.(V)4A999999 FOL131 (x16) [5][11] eng.(V)5A000001→	[5] Height: 24mm [11] Hydraulic
2.0 Diesel	20 T2N (L Series)	1994cc	∅ 84.45	4 Cyl.	8V	74-83kW/101-113PS	SOHC	TD9496
							FOL165 (x8) [11]	[11] Hydraulic
668 45		02/00→05/05						
1.4	14 K4F	1396cc	∅ 75.00	4 Cyl.	16V	76kW/103PS	DOHC	TD3481
							FOL106 (x16) [5][11]	[5] Height: 24mm [11] Hydraulic
1.8	18 K4F	1796cc	∅ 80.00	4 Cyl.	16V	87kW/118PS	DOHC	TD9483
							FOL106 (x16) [5][11] →eng.(V)4A999999 FOL131 (x16) [5][11] eng.(V)5A000001→	[5] Height: 24mm [11] Hydraulic
2.0 Diesel	20 T2N (L Series)	1994cc	∅ 84.45	4 Cyl.	8V	74-83kW/101-113PS	SOHC	TD9496
							FOL165 (x8) [11]	[11] Hydraulic
669 75		02/99→05/05						
2.0 Diesel	204 D2	1951cc	∅ 84.00	4 Cyl.	16V	85-96kW/116-131PS		TD18240
2.0 Diesel	M 47 R	1951cc	∅ 84.00	4 Cyl.	16V	85kW/116PS	DOHC	TD11609
						FOL186 (x16)	FOL152 (x16) [11]	[11] Hydraulic
670 100		03/90→12/98						
1.4	14 K4C	1396cc	∅ 75.00	4 Cyl.	16V	66-70kW/90-95PS	SOHC	TD3480
1.4	14 K4D	1396cc	∅ 75.00	4 Cyl.	16V	75/77kW	DOHC	TD3488
1.4	14 K4F	1396cc	∅ 75.00	4 Cyl.	16V	76kW/103PS	DOHC	TD3481
							FOL106 (x16) [5][11]	[5] Height: 24mm [11] Hydraulic
1.5 Diesel	TUD5	1527cc	∅ 77.00	4 Cyl.	8V	42kW/57PS	SOHC	TD3490
CAM461							FOL126 (x8) [13]	[13] Mechanical
671 200		10/89→03/00						
1.4	14 K4C	1396cc	∅ 75.00	4 Cyl.	16V	66-70kW/90-95PS	SOHC	TD3480
1.4	14 K4D	1396cc	∅ 75.00	4 Cyl.	16V	75/77kW	DOHC	TD3488
1.4	14 K4F	1396cc	∅ 75.00	4 Cyl.	16V	76kW/103PS	DOHC	TD3481
1.6	D 16 A8	1590cc	∅ 75.00	4 Cyl.	16V	90kW/122PS	DOHC	TD4881
							FOL106 (x16) [5][11]	[5] Height: 24mm [11] Hydraulic
1.8	18 K4F	1796cc	∅ 80.00	4 Cyl.	16V	87kW/118PS	DOHC	TD9483
							FOL106 (x16) [5][11] →eng.(V)4A999999 FOL131 (x16) [5][11] eng.(V)5A000001→	[5] Height: 24mm [11] Hydraulic



671 200		10/89→03/00							
1.8 Diesel	XUD 7TE	1769cc	∅ 80.00	4 Cyl.	8V	66kW/90PS	SOHC	TD3504	
CAM444								FOL73 (x8) [10][13]	[10] Height: 35mm [13] Mechanical
2.0	20 T4G	1994cc	∅ 84.45	4 Cyl.	16V	100kW/136PS		TD4885	
2.0	20 T4H	1994cc	∅ 84.45	4 Cyl.	16V	100kW/136PS	DOHC	TD3479	
								FOL106 (x16) [5][11]	[5] Height: 24mm [11] Hydraulic
2.0 Diesel	20 T2N (L Series)	1994cc	∅ 84.45	4 Cyl.	8V	74-83kW/101-113PS	SOHC	TD9496	
								FOL165 (x8) [11]	[11] Hydraulic

672 400		04/90→03/00							
1.4	14 K4C	1396cc	∅ 75.00	4 Cyl.	16V	66-70kW/90-95PS	SOHC	TD3480	
1.4	14 K4D	1396cc	∅ 75.00	4 Cyl.	16V	75/77kW	DOHC	TD3488	
1.4	14 K4F	1396cc	∅ 75.00	4 Cyl.	16V	76kW/103PS	DOHC	TD3481	
1.6	D 16 A8	1590cc	∅ 75.00	4 Cyl.	16V	90kW/122PS	DOHC	TD4881	
								FOL106 (x16) [5][11]	[5] Height: 24mm [11] Hydraulic
1.8 Diesel	XUD 7TE	1769cc	∅ 80.00	4 Cyl.	8V	66kW/90PS	SOHC	TD3504	
CAM444								FOL73 (x8) [10][13]	[10] Height: 35mm [13] Mechanical
2.0	20 T4G	1994cc	∅ 84.45	4 Cyl.	16V	100kW/136PS		TD4885	
2.0	20 T4H	1994cc	∅ 84.45	4 Cyl.	16V	100kW/136PS	DOHC	TD3479	
								FOL106 (x16) [5][11]	[5] Height: 24mm [11] Hydraulic
2.0 Diesel	20 T2N (L Series)	1994cc	∅ 84.45	4 Cyl.	8V	74-83kW/101-113PS	SOHC	TD9496	
								FOL165 (x8) [11]	[11] Hydraulic

673 600		07/94→02/99							
2.0	20 T4G	1994cc	∅ 84.45	4 Cyl.	16V	100kW/136PS		TD4885	
								FOL106 (x16) [5][11]	[5] Height: 24mm [11] Hydraulic
2.0 Diesel	20 T2N (L Series)	1994cc	∅ 84.45	4 Cyl.	8V	74-83kW/101-113PS	SOHC	TD9496	
								FOL165 (x8) [11]	[11] Hydraulic

674 800		08/87→02/99							
2.0	20 T4G	1994cc	∅ 84.45	4 Cyl.	16V	100kW/136PS		TD4885	
2.0	20 T4H	1994cc	∅ 84.45	4 Cyl.	16V	100kW/136PS	DOHC	TD3479	
								FOL106 (x16) [5][11]	[5] Height: 24mm [11] Hydraulic

675 3500 (SD1)		06/76→10/86							
3.5	30 A	3528cc	∅ 88.86	8 Cyl.	16V	120kW/163PS		TD3476	
3.5	31 A	3528cc	∅ 88.86	8 Cyl.	16V	120kW/163PS		TD3475	
3.5	38 A	3528cc	∅ 88.86	8 Cyl.	16V	93kW/126PS		TD9501	
3.5	39 A	3528cc	∅ 88.86	8 Cyl.	16V	93kW/126PS		TD9500	
								FOL14 (x16) [11]	[11] Hydraulic



676	Cabriolet	04/90→11/99
------------	------------------	-------------

1.4	14 K4C	1396cc	Ø 75.00	4 Cyl.	16V	66-70kW/90-95PS	SOHC	TD3480
1.4	14 K4D	1396cc	Ø 75.00	4 Cyl.	16V	75/77kW	DOHC	TD3488
1.4	14 K4F	1396cc	Ø 75.00	4 Cyl.	16V	76kW/103PS	DOHC	TD3481
1.6	D 16 A8	1590cc	Ø 75.00	4 Cyl.	16V	90kW/122PS	DOHC	TD4881
							FOL106 (x16) [5][11]	[5] Height: 24mm [11] Hydraulic

677	Streetwise	08/03→05/05
------------	-------------------	-------------

1.4	14 K4F	1396cc	Ø 75.00	4 Cyl.	16V	76kW/103PS	DOHC	TD3481
							FOL106 (x16) [5][11]	[5] Height: 24mm [11] Hydraulic
1.8	18 K4F	1796cc	Ø 80.00	4 Cyl.	16V	87kW/118PS	DOHC	TD9483
							FOL106 (x16) [5][11] →eng.(V)4A999999 FOL131 (x16) [5][11] eng.(V)5A000001→	[5] Height: 24mm [11] Hydraulic
2.0 Diesel	20 T2N (L Series)	1994cc	Ø 84.45	4 Cyl.	8V	74-83kW/101-113PS	SOHC	TD9496
							FOL165 (x8) [11]	[11] Hydraulic



678 9-3		02/98→11/00						
1.9 Diesel	A 19 DTR	1910cc	Ø 82.00	4 Cyl.	16V	96-132kW/130-180PS	DOHC	TD25002
1.9 Diesel	Z 19 DTR	1910cc	Ø 82.00	4 Cyl.	16V	132kW/180PS	DOHC	TD23523
CAM944 ■ CAM945 ■						FOL235 (x16)	FOL187 (x16) [11]	[11] Hydraulic
1.9 Diesel	Z19DTH	1910cc	Ø 82.00	4 Cyl.	16V	110kW/150PS	DOHC	TD18084
CAM948 ■ →eng.82167147;81076999 CAM944 ■ eng.82167148;81077000→ CAM949 ■ →eng.82167147;81076999 CAM945 ■ eng.82167148;81077000→						FOL236 (x16) →eng.17180894 FOL235 (x16) eng.17180895→	FOL187 (x16) [11]	[11] Hydraulic
2.0	A 20 NFT	1998cc	Ø 86.00	4 Cyl.	16V	162kW/220PS	DOHC	TD24445
2.0	B207E	1998cc	Ø 86.00	4 Cyl.	16V	110kW/150PS	DOHC	TD18081
2.0	B207L	1998cc	Ø 86.00	4 Cyl.	16V	129kW/175PS	DOHC	TD18082
2.0	B207R	1998cc	Ø 86.00	4 Cyl.	16V	154kW/210PS	DOHC	TD18083
							FOL199 (x16) [11]	[11] Hydraulic
2.2 Diesel	D223L	2171cc	Ø 84.00	4 Cyl.	16V	85-92kW/115-125PS	SOHC	TD18087
2.2 Diesel	X 22 DTH	2171cc	Ø 84.00	4 Cyl.	16V	85kW/115PS	SOHC	TD9750
CAM650						FOL208 (x8)	FOL107 (x16) [11]	[11] Hydraulic
2.8	B284L	2792cc	Ø 89.00	6 Cyl.	24V	188kW/256PS	DOHC	TD24890
2.8	B284R	2792cc	Ø 89.00	6 Cyl.	24V	206kW/280PS	DOHC	TD24817
2.8	LP9	2792cc	Ø 89.00	6 Cyl.	24V	184kW/250PS	DOHC	TD18622
							FOL199 (x24) [11]	[11] Hydraulic
679 9-5		03/02→						
1.9 Diesel	Z19DTH	1910cc	Ø 82.00	4 Cyl.	16V	110kW/150PS	DOHC	TD18084
CAM948 ■ →eng.82167147;81076999 CAM944 ■ eng.82167148;81077000→ CAM949 ■ →eng.82167147;81076999 CAM945 ■ eng.82167148;81077000→						FOL236 (x16) →eng.17180894 FOL235 (x16) eng.17180895→	FOL187 (x16) [11]	[11] Hydraulic
1.9 Diesel	Z 19 DTR	1910cc	Ø 82.00	4 Cyl.	16V	132kW/180PS	DOHC	TD23523
CAM944 ■ CAM945 ■						FOL235 (x16)	FOL187 (x16) [11]	[11] Hydraulic
2.0	A 20 NFT	1998cc	Ø 86.00	4 Cyl.	16V	162kW/220PS	DOHC	TD24445
2.0	A 20 NHT	1998cc	Ø 86.00	4 Cyl.	16V	162kW/220PS	DOHC	TD24002
							FOL199 (x16) [11]	[11] Hydraulic
2.0 Diesel	A 20 DTH	1956cc	Ø 83.00	4 Cyl.	16V	118kW/160PS	DOHC	TD24003
CAM944 ■ CAM945 ■						FOL235 (x16)	FOL187 (x16) [11]	[11] Hydraulic
2.2 Diesel	D223L	2171cc	Ø 84.00	4 Cyl.	16V	85-92kW/115-125PS	SOHC	TD18087
CAM650						FOL208 (x8)	FOL107 (x16) [11]	[11] Hydraulic



680 900 I 10/87→06/94

2.0	B202i	1985cc	Ø 90.00	4 Cyl.	16V	93-96kW/126-130PS	DOHC	TD3515
							FOL153 (x16) [11]	[11] Hydraulic










681 900 II 07/93→02/98

2.5	B258I	2498cc	Ø 81.60	6 Cyl.	24V	125kW/170PS	DOHC	TD3526
							FOL107 (x24) [11]	[11] Hydraulic

682 9000 01/89→12/98






























2.0	B202i	1985cc	Ø 90.00	4 Cyl.	16V	93-96kW/126-130PS	DOHC	TD3515
							FOL153 (x16) [11]	[11] Hydraulic

3.0	B308I	2962cc	Ø 86.00	6 Cyl.	24V	155kW/211PS	DOHC	TD5373
							FOL107 (x24) [11]	[11] Hydraulic

								
683 Alhambra		04/96→05/11						
1.4	CAVA	1390cc	∅ 76.50	4 Cyl.	16V	110kW/150PS	DOHC	TD24449
1.4	CNWB	1390cc	∅ 76.50	4 Cyl.	16V	110kW/150PS	DOHC	TD25702
1.4	CTHA	1390cc	∅ 76.50	4 Cyl.	16V	110kW/150PS	DOHC	TD27527
				FOL223 (x16)		FOL167 (x16) [11]	[11] Hydraulic	
1.8	AJH	1781cc	∅ 81.00	4 Cyl.	20V	110kW/150PS	DOHC	TD17899
1.8	AWC	1781cc	∅ 81.00	4 Cyl.	20V	110kW/150PS	DOHC	TD14909
CAM743  CAM744 						FOL133 (x12) [11] FOL141 (x8) [11]	[11] Hydraulic	
1.9 Diesel	1Z	1896cc	∅ 79.50	4 Cyl.	8V	66kW/89PS	SOHC	TD5527
CAM668 →12/93 CAM441 01/94→						FOL92 (x8) [11]	[11] Hydraulic	
1.9 Diesel	ANU	1896cc	∅ 79.50	4 Cyl.	8V	66kW/90PS	SOHC	TD14911
1.9 Diesel	ASZ	1896cc	∅ 79.50	4 Cyl.	8V	96kW/130PS	SOHC	TD16463
1.9 Diesel	AUY	1896cc	∅ 79.50	4 Cyl.	8V	85kW/115PS	SOHC	TD14912
1.9 Diesel	BTB	1896cc	∅ 79.50	4 Cyl.	8V	110kW/150PS	SOHC	TD20625
CAM672 [25][29] CAM914 [27][29] CAM928 [20][29]						FOL175 (x8) [11] FOL202 (x8) [11][21]	[11] Hydraulic [20] Steel [21] Diamond-coated [25] Chilled Cast Iron [27] Induction Hardened Cast Iron [29] Refer to SB2202 for installation guide	
1.9 Diesel	AFN	1896cc	∅ 79.50	4 Cyl.	8V	81kW/110PS	SOHC	TD5531
1.9 Diesel	AHU	1896cc	∅ 79.50	4 Cyl.	8V	66kW/90PS	SOHC	TD5528
1.9 Diesel	AVG	1896cc	∅ 79.50	4 Cyl.	8V	81kW/110PS	SOHC	TD23884
CAM441						FOL92 (x8) [11]	[11] Hydraulic	
1.9 Diesel	BVK	1896cc	∅ 79.50	4 Cyl.	8V	85kW/115PS	SOHC	TD20515
CAM904						FOL175 (x8) [11] FOL202 (x8) [11][21]	[11] Hydraulic [21] Diamond-coated	
2.0	ADY	1984cc	∅ 82.50	4 Cyl.	8V	85kW/115PS	SOHC	TD9386
2.0	ATM	1984cc	∅ 82.50	4 Cyl.	8V	85kW/115PS	SOHC	TD14908
						FOL143 (x8) [11]	[11] Hydraulic	
2.0 Diesel	BRT	1968cc	∅ 81.00	4 Cyl.	8V	103kW/140PS	SOHC	TD19388
CAM904						FOL175 (x8) [11] FOL202 (x8) [11][21]	[11] Hydraulic [21] Diamond-coated	
2.0 Diesel	CFFA	1968cc	∅ 81.00	4 Cyl.	16V	100kW/136PS	DOHC	TD25404
2.0 Diesel	CFFB	1968cc	∅ 81.00	4 Cyl.	16V	103kW/140PS	DOHC	TD24450
2.0 Diesel	CFFE	1968cc		4 Cyl.	16V	85kW/116PS	DOHC	TD25403
2.0 Diesel	CFGB	1968cc	∅ 81.00	4 Cyl.	16V	125kW/170PS	DOHC	TD24451
2.0 Diesel	CFGC	1968cc	∅ 81.00	4 Cyl.	16V	130kW/177PS	DOHC	TD27529
CAM961  CAM962 				FOL210 (x16)		FOL195 (x16) [11]	[11] Hydraulic	
2.8	AUE	2792cc	∅ 81.00	6 Cyl.	24V	150kW/204PS	DOHC	TD16137
2.8	AYL	2792cc	∅ 81.00	6 Cyl.	24V	150kW/204PS	DOHC	TD14910
						FOL154 (x24) [11]	[11] Hydraulic	



684 Altea		03/04→05/09							
1.2	CBZB	1197cc	∅ 71.00	4 Cyl.	8V	77kW/105PS	SOHC	TD23908	
							FOL167 (x8) [11]	[11] Hydraulic	
1.4	BXW	1390cc	∅ 76.50	4 Cyl.	16V	63kW/86PS	DOHC	TD19427	
	CAM924 ■					FOL179 (x16)	FOL167 (x16) [11]	[11] Hydraulic	
1.4	CAXC	1390cc	∅ 76.50	4 Cyl.	16V	92kW/125PS	DOHC	TD20488	
						FOL223 (x16)	FOL167 (x16) [11]	[11] Hydraulic	
1.4	CGGB	1390cc	∅ 76.50	4 Cyl.	16V	63kW/86PS	DOHC	TD23136	
	CAM924 ■ CAM925 ■					FOL179 (x16)	FOL167 (x16) [11]	[11] Hydraulic	
1.6	BGU	1595cc	∅ 81.00	4 Cyl.	8V	75kW/102PS	SOHC	TD17352	
1.6	BSE	1595cc	∅ 81.00	4 Cyl.	8V	75kW/102PS	SOHC	TD18245	
1.6	BSF	1595cc	∅ 81.00	4 Cyl.	8V	75kW/102PS	SOHC	TD18246	
1.6	CCSA	1595cc	∅ 81.00	4 Cyl.	8V	75kW/102PS	SOHC	TD20710	
1.6	CHGA	1595cc	∅ 81.00	4 Cyl.	8V	75kW/102PS	SOHC	TD22676	
1.6	CMXA	1595cc	∅ 81.00	4 Cyl.	8V	75kW/102PS	SOHC	TD24325	
						FOL226 (x8)	FOL167 (x8) [11]	[11] Hydraulic	
1.6 Diesel	CAYB	1598cc	∅ 79.50	4 Cyl.	16V	66kW/90PS	DOHC	TD22670	
1.6 Diesel	CAYC	1598cc	∅ 79.50	4 Cyl.	16V	77kW/105PS	DOHC	TD22671	
	CAM961 ■ CAM962 ■					FOL210 (x16)	FOL195 (x16) [11]	[11] Hydraulic	
1.9 Diesel	BJB	1896cc	∅ 79.50	4 Cyl.	8V	77kW/105PS	SOHC	TD17356	
1.9 Diesel	BKC	1896cc	∅ 79.50	4 Cyl.	8V	77kW/105PS	SOHC	TD17355	
1.9 Diesel	BXE	1896cc	∅ 79.50	4 Cyl.	8V	77kW/105PS	SOHC	TD19819	
1.9 Diesel	BXF	1896cc	∅ 79.50	4 Cyl.	8V	66kW/90PS	SOHC	TD20866	
	CAM672 [25][29] CAM914 [27][29] CAM928 [20][29]						FOL175 (x8) [11] FOL202 (x8) [11][21]	[11] Hydraulic [20] Steel [21] Diamond-coated [25] Chilled Cast Iron [27] Induction Hardened Cast Iron [29] Refer to SB2202 for installation guide	
1.9 Diesel	BLS	1896cc	∅ 79.50	4 Cyl.	8V	77kW/105PS	SOHC	TD18268	
	CAM904						FOL175 (x8) [11] FOL202 (x8) [11][21]	[11] Hydraulic [21] Diamond-coated	
2.0	BLR	1984cc	∅ 82.50	4 Cyl.	16V	110kW/150PS	DOHC	TD17353	
2.0	BLY	1984cc	∅ 82.50	4 Cyl.	16V	110kW/150PS	DOHC	TD17354	
2.0	BVY	1984cc	∅ 82.50	4 Cyl.	16V	110kW/150PS	DOHC	TD18266	
2.0	BVZ	1984cc	∅ 82.50	4 Cyl.	16V	110kW/150PS	DOHC	TD18267	
2.0	BWA	1984cc	∅ 82.50	4 Cyl.	16V	147kW/200PS	DOHC	TD19424	
						FOL224 (x16)	FOL167 (x16) [11]	[11] Hydraulic	
2.0 Diesel	BMM	1968cc	∅ 81.00	4 Cyl.	8V	103kW/140PS	SOHC	TD18269	
	CAM904						FOL175 (x8) [11] FOL202 (x8) [11][21]	[11] Hydraulic [21] Diamond-coated	
2.0 Diesel	CEGA	1968cc	∅ 81.00	4 Cyl.	16V	125kW/170PS	DOHC	TD22674	
2.0 Diesel	CFHC	1968cc	∅ 81.00	4 Cyl.	16V	103kW/140PS	DOHC	TD24326	
	CAM961 ■ CAM962 ■					FOL210 (x16)	FOL195 (x16) [11]	[11] Hydraulic	

								
684 Altea		03/04→05/09						
2.0 Diesel	AZV	1968cc	Ø 81.00	4 Cyl.	16V	100kW/136PS	DOHC	TD18247
2.0 Diesel	BKD	1968cc	Ø 81.00	4 Cyl.	16V	103kW/140PS	DOHC	TD17357
CAM939  CAM938 				FOL237  (x4) FOL238  (x4) FOL239  (x4) FOL240  (x4)				
2.0 Diesel	BMN	1968cc	Ø 81.00	4 Cyl.	16V	125kW/170PS	DOHC	TD18977
CAM939 				FOL237  (x4) FOL238  (x4) FOL239  (x4) FOL240  (x4)				
685 Altea XL		10/06→05/09						
1.2	CBZB	1197cc	Ø 71.00	4 Cyl.	8V	77kW/105PS	SOHC	TD23908
				FOL167 (x8) [11]		[11] Hydraulic		
1.4	BXW	1390cc	Ø 76.50	4 Cyl.	16V	63kW/86PS	DOHC	TD19427
CAM924 				FOL179 (x16)		FOL167 (x16) [11]		[11] Hydraulic
1.4	CAXC	1390cc	Ø 76.50	4 Cyl.	16V	92kW/125PS	DOHC	TD20488
				FOL223 (x16)		FOL167 (x16) [11]		[11] Hydraulic
1.4	CGGB	1390cc	Ø 76.50	4 Cyl.	16V	63kW/85PS	DOHC	TD23136
CAM924  CAM925 				FOL179 (x16)		FOL167 (x16) [11]		[11] Hydraulic
1.6	BSE	1595cc	Ø 81.00	4 Cyl.	8V	75kW/102PS	SOHC	TD18245
1.6	BSF	1595cc	Ø 81.00	4 Cyl.	8V	75kW/102PS	SOHC	TD18246
1.6	CCSA	1595cc	Ø 81.00	4 Cyl.	8V	75kW/102PS	SOHC	TD20710
1.6	CHGA	1595cc	Ø 81.00	4 Cyl.	8V	75kW/102PS	SOHC	TD22676
1.6	CMXA	1595cc	Ø 81.00	4 Cyl.	8V	75kW/102PS	SOHC	TD24325
				FOL226 (x8)		FOL167 (x8) [11]		[11] Hydraulic
1.6 Diesel	CAYB	1598cc	Ø 79.50	4 Cyl.	16V	66kW/90PS	DOHC	TD22670
1.6 Diesel	CAYC	1598cc	Ø 79.50	4 Cyl.	16V	77kW/105PS	DOHC	TD22671
CAM961  CAM962 				FOL210 (x16)		FOL195 (x16) [11]		[11] Hydraulic
2.0	BVY	1984cc	Ø 82.50	4 Cyl.	16V	110kW/150PS	DOHC	TD18266
2.0	BVZ	1984cc	Ø 82.50	4 Cyl.	16V	110kW/150PS	DOHC	TD18267
2.0	BWA	1984cc	Ø 82.50	4 Cyl.	16V	147kW/200PS	DOHC	TD19424
				FOL224 (x16)		FOL167 (x16) [11]		[11] Hydraulic
2.0 Diesel	CEGA	1968cc	Ø 81.00	4 Cyl.	16V	125kW/170PS	DOHC	TD22674
2.0 Diesel	CFHC	1968cc	Ø 81.00	4 Cyl.	16V	103kW/140PS	DOHC	TD24326
2.0 Diesel	CFJA	1968cc	Ø 81.00	4 Cyl.	16V	125kW/170PS	DOHC	TD24333
CAM961  CAM962 				FOL210 (x16)		FOL195 (x16) [11]		[11] Hydraulic
2.0 Diesel	AZV	1968cc	Ø 81.00	4 Cyl.	16V	100kW/136PS	DOHC	TD18247
2.0 Diesel	BKD	1968cc	Ø 81.00	4 Cyl.	16V	103kW/140PS	DOHC	TD17357
CAM939  CAM938 				FOL237  (x4) FOL238  (x4) FOL239  (x4) FOL240  (x4)				

**685 Altea XL**

10/06→05/09

2.0 Diesel	BMN	1968cc	Ø 81.00	4 Cyl.	16V	125kW/170PS	DOHC	TD18977
CAM939 ■						FOL237 ■ (x4) FOL238 ■ (x4) FOL239 ■ (x4) FOL240 ■ (x4)		

686 Arosa












05/97→06/04

1.0	AER	999cc	Ø 67.10	4 Cyl.	8V	37kW/50PS	SOHC	TD5533
1.0	ALL	999cc	Ø 67.10	4 Cyl.	8V	37kW/50PS	SOHC	TD13891
CAM930						FOL143 (x8) [11]		[11] Hydraulic
1.0	AHT	999cc	Ø 67.10	4 Cyl.	8V	37kW/50PS		TD13889
						FOL200 (x8) [11]		[11] Hydraulic
1.0	ALD	999cc	Ø 67.10	4 Cyl.	8V	37kW/50PS	SOHC	TD13890
1.0	ANV	999cc	Ø 67.10	4 Cyl.	8V	37kW/50PS	SOHC	TD13888
1.0	AUC	999cc	Ø 67.10	4 Cyl.	8V	37kW/50PS	SOHC	TD16138
CAM930						FOL244 (x8)	FOL167 (x8) [11]	[11] Hydraulic
1.4	AKK	1390cc	Ø 76.50	4 Cyl.	8V	44kW/60PS	SOHC	TD13892
1.4	ANW	1390cc	Ø 76.50	4 Cyl.	8V	44kW/60PS	SOHC	TD13274
1.4	AUD	1390cc	Ø 76.50	4 Cyl.	8V	44kW/60PS	SOHC	TD16139
						FOL244 (x8)	FOL167 (x8) [11]	[11] Hydraulic
1.4	AEX	1391cc	Ø 76.50	4 Cyl.	8V	44kW/60PS	SOHC	TD5532
1.4	AKV	1391cc	Ø 76.50	4 Cyl.	8V	44kW/60PS	SOHC	TD12513
1.4	APQ	1391cc	Ø 76.50	4 Cyl.	8V	44kW/60PS	SOHC	TD12515
CAM808							FOL143 (x8) [11]	[11] Hydraulic
1.4	AFK	1390cc	Ø 76.50	4 Cyl.	16V	74kW/101PS	DOHC	TD13893
CAM924 ■ →eng.1M-Y-000000						FOL179 (x16)	FOL167 (x16) [11]	[11] Hydraulic
1.4	AQQ	1390cc	Ø 76.50	4 Cyl.	16V	74kW/100PS	DOHC	TD15528
1.4	AUB	1390cc	Ø 76.50	4 Cyl.	16V	74kW/100PS	DOHC	TD16140
						FOL179 (x16)	FOL167 (x16) [11]	[11] Hydraulic
1.4 Diesel	AMF	1422cc	Ø 79.50	3 Cyl.	6V	55kW/75PS	SOHC	TD13895
CAM673							FOL175 (x6) [11]	[11] Hydraulic
1.7 Diesel	AKU	1716cc	Ø 79.50	4 Cyl.	8V	44kW/60PS	SOHC	TD13896
CAM668							FOL92 (x8) [11]	[11] Hydraulic

687 Cordoba

02/93→11/09

1.0	AER	999cc	Ø 67.10	4 Cyl.	8V	37kW/50PS	SOHC	TD5533
CAM930						FOL143 (x8) [11]		[11] Hydraulic
1.0	ALD	999cc	Ø 67.10	4 Cyl.	8V	37kW/50PS	SOHC	TD13890
1.0	ANV	999cc	Ø 67.10	4 Cyl.	8V	37kW/50PS	SOHC	TD13888
1.0	AUC	999cc	Ø 67.10	4 Cyl.	8V	37kW/50PS	SOHC	TD16138
CAM930						FOL244 (x8)	FOL167 (x8) [11]	[11] Hydraulic

										
687	Cordoba	02/93→11/09								
1.1	AAU	1043cc	∅ 75.00	4 Cyl.	8V	33kW/45PS	SOHC	TD4892	FOL143 (x8) [11]	[11] Hydraulic
1.2	AZQ	1198cc	∅ 76.50	3 Cyl.	12V	47kW/64PS	DOHC	TD16459		
1.2	BME	1198cc	∅ 76.50	3 Cyl.	12V	47kW/64PS	SOHC	TD20510		
	CAM922 					FOL179 (x12)		FOL167 (x12) [11]	[11] Hydraulic	
	CAM923 									
1.2	BXV	1198cc	∅ 76.50	3 Cyl.	12V	51kW/70PS	DOHC	TD19426		
						FOL179 (x12)		FOL167 (x12) [11]	[11] Hydraulic	
1.3	2G	1272cc	∅ 75.00	4 Cyl.	8V	40kW/54PS	SOHC	TD3571		
1.3	AAV	1272cc	∅ 75.00	4 Cyl.	8V	40kW/54PS	SOHC	TD4893		
1.4	ABD	1390cc	∅ 75.00	4 Cyl.	8V	44kW/60PS	SOHC	TD3574		
								FOL143 (x8) [11]	[11] Hydraulic	
1.4	ANX	1390cc	∅ 76.50	4 Cyl.	8V	44kW/60PS	SOHC	TD12514		
	CAM808							FOL143 (x8) [11]	[11] Hydraulic	
1.4	AKK	1390cc	∅ 76.50	4 Cyl.	8V	44kW/60PS	SOHC	TD13892		
1.4	ANW	1390cc	∅ 76.50	4 Cyl.	8V	44kW/60PS	SOHC	TD13274		
1.4	AUD	1390cc	∅ 76.50	4 Cyl.	8V	44kW/60PS	SOHC	TD16139		
						FOL244 (x8)		FOL167 (x8) [11]	[11] Hydraulic	
1.4	AEX	1391cc	∅ 76.50	4 Cyl.	8V	44kW/60PS	SOHC	TD5532		
1.4	AKV	1391cc	∅ 76.50	4 Cyl.	8V	44kW/60PS	SOHC	TD12513		
1.4	APQ	1391cc	∅ 76.50	4 Cyl.	8V	44kW/60PS	SOHC	TD12515		
	CAM808							FOL143 (x8) [11]	[11] Hydraulic	
1.4	AFH	1390cc	∅ 76.50	4 Cyl.	16V	74kW/101PS	DOHC	TD5534		
								FOL166 (x16) [11]	[11] Hydraulic	
1.4	APE	1390cc	∅ 76.50	4 Cyl.	16V	55kW/75PS	SOHC	TD13268		
	CAM924 					FOL179 (x16)		FOL167 (x16) [11]	[11] Hydraulic	
	→eng.1M-Y-000000									
1.4	AUA	1390cc	∅ 76.50	4 Cyl.	16V	55kW/75PS	DOHC	TD16197		
1.4	BBY	1390cc	∅ 76.50	4 Cyl.	16V	55kW/75PS	DOHC	TD16460		
1.4	BKY	1390cc	∅ 76.50	4 Cyl.	16V	55kW/75PS	DOHC	TD18750		
	CAM924 					FOL179 (x16)		FOL167 (x16) [11]	[11] Hydraulic	
	CAM925 									
1.4	AQQ	1390cc	∅ 76.50	4 Cyl.	16V	74kW/100PS	DOHC	TD15528		
1.4	AUB	1390cc	∅ 76.50	4 Cyl.	16V	74kW/100PS	DOHC	TD16140		
1.4	BBZ	1390cc	∅ 76.50	4 Cyl.	16V	74kW/100PS	DOHC	TD16541		
						FOL179 (x16)		FOL167 (x16) [11]	[11] Hydraulic	
1.4	BXW	1390cc	∅ 76.50	4 Cyl.	16V	63kW/86PS	DOHC	TD19427		
	CAM924 					FOL179 (x16)		FOL167 (x16) [11]	[11] Hydraulic	
1.4 Diesel	BMS	1422cc	∅ 79.50	3 Cyl.	6V	59kW/80PS	SOHC	TD18727		
								FOL175 (x6) [11]	[11] Hydraulic	

**687 Cordoba**

02/93→11/09

1.4 Diesel	AMF	1422cc	∅ 79.50	3 Cyl.	6V	55kW/75PS	SOHC	TD13895	
1.4 Diesel	BNM	1422cc	∅ 79.50	3 Cyl.	6V	51kW/70PS	SOHC	TD18726	
1.4 Diesel	BNV	1422cc	∅ 79.50	3 Cyl.	6V	59kW/80PS	SOHC	TD18738	
CAM673							FOL175 (x6) [11]	[11] Hydraulic	
1.6	1F	1595cc	∅ 81.00	4 Cyl.	8V	53/55kW/72/75PS	SOHC	TD4890	
							FOL143 (x8) [11]	[11] Hydraulic	
1.6	AEH	1595cc	∅ 81.00	4 Cyl.	8V	74kW/101PS	SOHC	TD12488	
1.6	AFT	1595cc	∅ 81.00	4 Cyl.	8V	74kW/101PS	SOHC	TD5536	
1.6	AKL	1595cc	∅ 81.00	4 Cyl.	8V	74kW/101PS	SOHC	TD12509	
1.6	APF	1595cc	∅ 81.00	4 Cyl.	8V	74kW/100PS	SOHC	TD13269	
1.6	AUR	1595cc	∅ 81.00	4 Cyl.	8V	74kW/101PS	SOHC	TD16200	
CAM913							FOL143 (x8) [11]	[11] Hydraulic	
1.6	ABU	1598cc	∅ 76.50	4 Cyl.	8V	55kW/75PS	SOHC	TD4897	
1.6	AEE	1598cc	∅ 76.50	4 Cyl.	8V	55kW/75PS	SOHC	TD10867	
1.6	ALM	1598cc	∅ 76.50	4 Cyl.	8V	55kW/75PS	SOHC	TD12949	
							FOL143 (x8) [11]	[11] Hydraulic	
1.6	BAH	1598cc	∅ 76.50	4 Cyl.	8V	74kW/101PS	SOHC	TD17340	
							FOL244 (x8)	FOL167 (x8) [11]	[11] Hydraulic
1.6	BTS	1598cc	∅ 76.50	4 Cyl.	16V	77kW/105PS	DOHC	TD19428	
							FOL223 (x16)	FOL167 (x16) [11]	[11] Hydraulic
1.8	ABS	1781cc	∅ 81.00	4 Cyl.	8V	66kW/90PS	SOHC	TD3576	
1.8	ADZ	1781cc	∅ 81.00	4 Cyl.	8V	66kW/90PS	SOHC	TD9384	
							FOL143 (x8) [11]	[11] Hydraulic	
1.8	ADL	1781cc	∅ 81.00	4 Cyl.	16V	95kW/129PS	DOHC	TD3578	
CAM739 ■ CAM740 ■							FOL143 (x16) [11]	[11] Hydraulic	
1.8	AQX	1781cc	∅ 81.00	4 Cyl.	20V	115kW/156PS	DOHC	TD13275	
1.8	AYP	1781cc	∅ 81.00	4 Cyl.	20V	115kW/156PS	DOHC	TD16201	
CAM743 ■ CAM744 ■							FOL133 (x12) [11] FOL141 (x8) [11]	[11] Hydraulic	
1.9 Diesel	ASK	1896cc	∅ 79.50	4 Cyl.	8V	81kW/110PS	SOHC	TD13277	
							FOL143 (x8) [11]	[11] Hydraulic	
1.9 Diesel	1Y	1896cc	∅ 79.50	4 Cyl.	8V	47kW/64PS	SOHC	TD4891	
1.9 Diesel	AAZ	1896cc	∅ 79.50	4 Cyl.	8V	55kW/75PS	SOHC	TD4894	
CAM440							FOL92 (x8) [11]	[11] Hydraulic	
1.9 Diesel	1Z	1896cc	∅ 79.50	4 Cyl.	8V	66kW/89PS	SOHC	TD5527	
CAM668 →12/93 CAM441 01/94→							FOL92 (x8) [11]	[11] Hydraulic	
1.9 Diesel	AEY	1896cc	∅ 79.50	4 Cyl.	8V	47kW/64PS	SOHC	TD5535	
CAM668							FOL143 (x8) [11]	[11] Hydraulic	



687 Cordoba		02/93→11/09						
1.9 Diesel	AFN	1896cc	Ø 79.50	4 Cyl.	8V	81kW/110PS	SOHC	TD5531
1.9 Diesel	AHU	1896cc	Ø 79.50	4 Cyl.	8V	66kW/90PS	SOHC	TD5528
CAM441							FOL92 (x8) [11]	[11] Hydraulic
1.9 Diesel	AGP	1896cc	Ø 79.50	4 Cyl.	8V	50kW/68PS	SOHC	TD14808
1.9 Diesel	AQM	1896cc	Ø 79.50	4 Cyl.	8V	50kW/68PS	SOHC	TD13271
1.9 Diesel	ASY	1896cc	Ø 79.50	4 Cyl.	8V	47kW/64PS	SOHC	TD16461
CAM670							FOL143 (x8) [11]	[11] Hydraulic
1.9 Diesel	AGR	1896cc	Ø 79.50	4 Cyl.	8V	66kW/90PS	SOHC	TD13278
1.9 Diesel	ALH	1896cc	Ø 79.50	4 Cyl.	8V	66kW/90PS	SOHC	TD13272
1.9 Diesel	ASV	1896cc	Ø 79.50	4 Cyl.	8V	81kW/110PS	SOHC	TD13273
CAM671							FOL143 (x8) [11]	[11] Hydraulic
1.9 Diesel	ASZ	1896cc	Ø 79.50	4 Cyl.	8V	96kW/130PS	SOHC	TD16463
1.9 Diesel	ATD	1896cc	Ø 79.50	4 Cyl.	8V	74kW/100PS	SOHC	TD16462
1.9 Diesel	AXR	1896cc	Ø 79.50	4 Cyl.	8V	74kW/100PS	SOHC	TD18739
1.9 Diesel	BLT	1896cc	Ø 79.50	4 Cyl.	8V	96kW/131PS	SOHC	TD20516
CAM672 [25][29]							FOL175 (x8) [11]	[11] Hydraulic
CAM914 [27][29]							FOL202 (x8) [11][21]	[20] Steel
CAM928 [20][29]								[21] Diamond-coated
								[25] Chilled Cast Iron
								[27] Induction Hardened
								Cast Iron
								[29] Refer to SB2202 for installation guide
1.9 Diesel	BMT	1896cc	Ø 79.50	4 Cyl.	8V	74kW/101PS	SOHC	TD20495
CAM904							FOL175 (x8) [11]	[11] Hydraulic
							FOL202 (x8) [11][21]	[21] Diamond-coated
2.0	2E	1984cc	Ø 82.50	4 Cyl.	8V	85kW/115PS	SOHC	TD3570
2.0	AZL	1984cc	Ø 82.50	4 Cyl.	8V	85kW/115PS	SOHC	TD17901
							FOL143 (x8) [11]	[11] Hydraulic
2.0	AGG	1984cc	Ø 82.50	4 Cyl.	8V	85kW/115PS	SOHC	TD5537
CAM913							FOL143 (x8) [11]	[11] Hydraulic
2.0	ABF	1984cc	Ø 82.50	4 Cyl.	16V	110kW/150PS	DOHC	TD4895
CAM739							FOL143 (x16) [11]	[11] Hydraulic
CAM740								
688 Exeo		12/08→09/10						
1.6	ALZ	1595cc	Ø 81.00	4 Cyl.	8V	75kW/102PS	SOHC	TD22242
CAM745						FOL226 (x8)	FOL167 (x8) [11]	[11] Hydraulic
1.8	CFMA	1781cc	Ø 81.00	4 Cyl.	20V	110kW/150PS	DOHC	TD22245
CAM744							FOL133 (x12) [11]	[11] Hydraulic
							FOL141 (x8) [11]	
2.0	BWE	1984cc	Ø 82.50	4 Cyl.	16V	147kW/200PS	DOHC	TD22246
						FOL224 (x16)	FOL167 (x16) [11]	[11] Hydraulic
2.0	CDND	1984cc	Ø 82.50	4 Cyl.	16V	155kW/211PS	DOHC	TD24320
							FOL167 (x16) [11]	[11] Hydraulic

**688 Exeo**

12/08→09/10

2.0 Diesel	CAGA	1968cc	∅ 81.00	4 Cyl.	16V	105kW/143PS	DOHC	TD22243
2.0 Diesel	CAGC	1968cc	∅ 81.00	4 Cyl.	16V	88kW/120PS	DOHC	TD22669
2.0 Diesel	CAHA	1968cc	∅ 81.00	4 Cyl.	16V	125kW/170PS	DOHC	TD22244
2.0 Diesel	CGLB	1968cc	∅ 81.00	4 Cyl.	16V	125kW/170PS	DOHC	TD26498
2.0 Diesel	CJCA	1968cc	∅ 81.00	4 Cyl.	16V	105kW/143PS	DOHC	TD26497
2.0 Diesel	CJCC	1968cc	∅ 81.00	4 Cyl.	16V	88kW/120PS	DOHC	TD27013
CAM961 ■ CAM962 ■						FOL210 (x16)	FOL195 (x16) [11]	[11] Hydraulic

689 Ibiza I











11/84→12/93

1.2	021 A.1000	1193cc	∅ 75.00	4 Cyl.	8V	44/46/52kW/60/63/70PS		TD3553
1.5	021 A.2000	1461cc	∅ 83.00	4 Cyl.	8V	63/66kW/85/90PS		TD3554
1.5	021 D.2000	1461cc	∅ 83.00	4 Cyl.	8V	65-66kW/89-90PS	SOHC	TD9389
							FOL92 (x8) [11]	[11] Hydraulic

690 Ibiza II

03/93→08/99

1.0	AER	999cc	∅ 67.10	4 Cyl.	8V	37kW/50PS	SOHC	TD5533
CAM930							FOL143 (x8) [11]	[11] Hydraulic
1.1	AAU	1043cc	∅ 75.00	4 Cyl.	8V	33kW/45PS	SOHC	TD4892
1.3	2G	1272cc	∅ 75.00	4 Cyl.	8V	40kW/54PS	SOHC	TD3571
1.3	AAV	1272cc	∅ 75.00	4 Cyl.	8V	40kW/54PS	SOHC	TD4893
1.4	ABD	1390cc	∅ 75.00	4 Cyl.	8V	44kW/60PS	SOHC	TD3574
							FOL143 (x8) [11]	[11] Hydraulic
1.4	AEX	1391cc	∅ 76.50	4 Cyl.	8V	44kW/60PS	SOHC	TD5532
1.4	AKV	1391cc	∅ 76.50	4 Cyl.	8V	44kW/60PS	SOHC	TD12513
1.4	ANX	1390cc	∅ 76.50	4 Cyl.	8V	44kW/60PS	SOHC	TD12514
1.4	APQ	1391cc	∅ 76.50	4 Cyl.	8V	44kW/60PS	SOHC	TD12515
CAM808							FOL143 (x8) [11]	[11] Hydraulic
1.4	AFH	1390cc	∅ 76.50	4 Cyl.	16V	74kW/101PS	DOHC	TD5534
							FOL166 (x16) [11]	[11] Hydraulic
1.6	1F	1595cc	∅ 81.00	4 Cyl.	8V	53/55kW/72/75PS	SOHC	TD4890
							FOL143 (x8) [11]	[11] Hydraulic
1.6	AFT	1595cc	∅ 81.00	4 Cyl.	8V	74kW/101PS	SOHC	TD5536
CAM913							FOL143 (x8) [11]	[11] Hydraulic
1.6	ABU	1598cc	∅ 76.50	4 Cyl.	8V	55kW/75PS	SOHC	TD4897
1.6	AEE	1598cc	∅ 76.50	4 Cyl.	8V	55kW/75PS	SOHC	TD10867
1.6	ALM	1598cc	∅ 76.50	4 Cyl.	8V	55kW/75PS	SOHC	TD12949
1.8	ABS	1781cc	∅ 81.00	4 Cyl.	8V	66kW/90PS	SOHC	TD3576
1.8	ADZ	1781cc	∅ 81.00	4 Cyl.	8V	66kW/90PS	SOHC	TD9384
							FOL143 (x8) [11]	[11] Hydraulic
1.8	ADL	1781cc	∅ 81.00	4 Cyl.	16V	95kW/129PS	DOHC	TD3578
CAM739 ■ CAM740 ■							FOL143 (x16) [11]	[11] Hydraulic

								
690 Ibiza II		03/93→08/99						
1.9 Diesel	1Y	1896cc	Ø 79.50	4 Cyl.	8V	47kW/64PS	SOHC	TD4891
1.9 Diesel	AAZ	1896cc	Ø 79.50	4 Cyl.	8V	55kW/75PS	SOHC	TD4894
CAM440						FOL92 (x8) [11]		[11] Hydraulic
1.9 Diesel	1Z	1896cc	Ø 79.50	4 Cyl.	8V	66kW/89PS	SOHC	TD5527
CAM668 →12/93 CAM441 01/94→						FOL92 (x8) [11]		[11] Hydraulic
1.9 Diesel	AEY	1896cc	Ø 79.50	4 Cyl.	8V	47kW/64PS	SOHC	TD5535
CAM668						FOL143 (x8) [11]		[11] Hydraulic
1.9 Diesel	AFN	1896cc	Ø 79.50	4 Cyl.	8V	81kW/110PS	SOHC	TD5531
1.9 Diesel	AHU	1896cc	Ø 79.50	4 Cyl.	8V	66kW/90PS	SOHC	TD5528
CAM441						FOL92 (x8) [11]		[11] Hydraulic
2.0	2E	1984cc	Ø 82.50	4 Cyl.	8V	85kW/115PS	SOHC	TD3570
						FOL143 (x8) [11]		[11] Hydraulic
2.0	AGG	1984cc	Ø 82.50	4 Cyl.	8V	85kW/115PS	SOHC	TD5537
CAM913						FOL143 (x8) [11]		[11] Hydraulic
2.0	ABF	1984cc	Ø 82.50	4 Cyl.	16V	110kW/150PS	DOHC	TD4895
CAM739  CAM740 						FOL143 (x16) [11]		[11] Hydraulic
691 Ibiza III		08/99→02/02						
1.0	ALD	999cc	Ø 67.10	4 Cyl.	8V	37kW/50PS	SOHC	TD13890
1.0	ANV	999cc	Ø 67.10	4 Cyl.	8V	37kW/50PS	SOHC	TD13888
1.0	AUC	999cc	Ø 67.10	4 Cyl.	8V	37kW/50PS	SOHC	TD16138
CAM930						FOL244 (x8)	FOL167 (x8) [11]	[11] Hydraulic
1.4	AKK	1390cc	Ø 76.50	4 Cyl.	8V	44kW/60PS	SOHC	TD13892
1.4	ANW	1390cc	Ø 76.50	4 Cyl.	8V	44kW/60PS	SOHC	TD13274
1.4	AUD	1390cc	Ø 76.50	4 Cyl.	8V	44kW/60PS	SOHC	TD16139
						FOL244 (x8)	FOL167 (x8) [11]	[11] Hydraulic
1.4	APE	1390cc	Ø 76.50	4 Cyl.	16V	55kW/75PS	SOHC	TD13268
CAM924  →eng.1M-Y-000000						FOL179 (x16)	FOL167 (x16) [11]	[11] Hydraulic
1.4	AQQ	1390cc	Ø 76.50	4 Cyl.	16V	74kW/100PS	DOHC	TD15528
1.4	AUB	1390cc	Ø 76.50	4 Cyl.	16V	74kW/100PS	DOHC	TD16140
						FOL179 (x16)	FOL167 (x16) [11]	[11] Hydraulic
1.4	AUA	1390cc	Ø 76.50	4 Cyl.	16V	55kW/75PS	DOHC	TD16197
CAM924  CAM925 						FOL179 (x16)	FOL167 (x16) [11]	[11] Hydraulic
1.6	AEH	1595cc	Ø 81.00	4 Cyl.	8V	74kW/101PS	SOHC	TD12488
1.6	AKL	1595cc	Ø 81.00	4 Cyl.	8V	74kW/101PS	SOHC	TD12509
1.6	APF	1595cc	Ø 81.00	4 Cyl.	8V	74kW/100PS	SOHC	TD13269
1.6	AUR	1595cc	Ø 81.00	4 Cyl.	8V	74kW/101PS	SOHC	TD16200
CAM913						FOL143 (x8) [11]		[11] Hydraulic

**691 Ibiza III**










08/99→02/02

1.6	ALM	1598cc	∅ 76.50	4 Cyl.	8V	55kW/75PS	SOHC	TD12949
							FOL143 (x8) [11]	[11] Hydraulic
1.8	AQX	1781cc	∅ 81.00	4 Cyl.	20V	115kW/156PS	DOHC	TD13275
1.8	AYP	1781cc	∅ 81.00	4 Cyl.	20V	115kW/156PS	DOHC	TD16201
CAM743 ■							FOL133 (x12) [11]	[11] Hydraulic
CAM744 ■							FOL141 (x8) [11]	[11] Hydraulic
1.9 Diesel	ASK	1896cc	∅ 79.50	4 Cyl.	8V	81kW/110PS	SOHC	TD13277
							FOL143 (x8) [11]	[11] Hydraulic
1.9 Diesel	AGP	1896cc	∅ 79.50	4 Cyl.	8V	50kW/68PS	SOHC	TD14808
1.9 Diesel	AQM	1896cc	∅ 79.50	4 Cyl.	8V	50kW/68PS	SOHC	TD13271
CAM670							FOL143 (x8) [11]	[11] Hydraulic
1.9 Diesel	AGR	1896cc	∅ 79.50	4 Cyl.	8V	66kW/90PS	SOHC	TD13278
1.9 Diesel	ALH	1896cc	∅ 79.50	4 Cyl.	8V	66kW/90PS	SOHC	TD13272
1.9 Diesel	ASV	1896cc	∅ 79.50	4 Cyl.	8V	81kW/110PS	SOHC	TD13273
CAM671							FOL143 (x8) [11]	[11] Hydraulic

692 Ibiza IV

02/02→11/09

1.2	BBM	1198cc	∅ 76.50	3 Cyl.	6V	44kW/60PS	DOHC	TD21594
						FOL244 (x6)	FOL167 (x6) [11]	[11] Hydraulic
1.2	AZQ	1198cc	∅ 76.50	3 Cyl.	12V	47kW/64PS	DOHC	TD16459
1.2	BME	1198cc	∅ 76.50	3 Cyl.	12V	47kW/64PS	SOHC	TD20510
CAM922 ■						FOL179 (x12)	FOL167 (x12) [11]	[11] Hydraulic
CAM923 ■								
1.2	BXV	1198cc	∅ 76.50	3 Cyl.	12V	51kW/70PS	DOHC	TD19426
						FOL179 (x12)	FOL167 (x12) [11]	[11] Hydraulic
1.4	AUB	1390cc	∅ 76.50	4 Cyl.	16V	74kW/100PS	DOHC	TD16140
1.4	BBZ	1390cc	∅ 76.50	4 Cyl.	16V	74kW/100PS	DOHC	TD16541
						FOL179 (x16)	FOL167 (x16) [11]	[11] Hydraulic
1.4	BBY	1390cc	∅ 76.50	4 Cyl.	16V	55kW/75PS	DOHC	TD16460
1.4	BKY	1390cc	∅ 76.50	4 Cyl.	16V	55kW/75PS	DOHC	TD18750
CAM924 ■						FOL179 (x16)	FOL167 (x16) [11]	[11] Hydraulic
CAM925 ■								
1.4	BXW	1390cc	∅ 76.50	4 Cyl.	16V	63kW/86PS	DOHC	TD19427
CAM924 ■						FOL179 (x16)	FOL167 (x16) [11]	[11] Hydraulic
1.4 Diesel	BMS	1422cc	∅ 79.50	3 Cyl.	6V	59kW/80PS	SOHC	TD18727
							FOL175 (x6) [11]	[11] Hydraulic
1.4 Diesel	AMF	1422cc	∅ 79.50	3 Cyl.	6V	55kW/75PS	SOHC	TD13895
1.4 Diesel	BNM	1422cc	∅ 79.50	3 Cyl.	6V	51kW/70PS	SOHC	TD18726
1.4 Diesel	BNV	1422cc	∅ 79.50	3 Cyl.	6V	59kW/80PS	SOHC	TD18738
CAM673							FOL175 (x6) [11]	[11] Hydraulic
1.6	BAH	1598cc	∅ 76.50	4 Cyl.	8V	74kW/101PS	SOHC	TD17340
						FOL244 (x8)	FOL167 (x8) [11]	[11] Hydraulic

								
692 Ibiza IV		02/02→11/09						
1.6	BTS	1598cc	∅ 76.50	4 Cyl.	16V	77kW/105PS	DOHC	TD19428
						FOL223 (x16)	FOL167 (x16) [11]	[11] Hydraulic
1.8	BBU	1781cc	∅ 81.00	4 Cyl.	20V	132kW/180PS	DOHC	TD17365
1.8	BJX	1781cc	∅ 81.00	4 Cyl.	20V	110kW/150PS	DOHC	TD17320
1.8	BKV	1781cc	∅ 81.00	4 Cyl.	20V	110kW/150PS	DOHC	TD17321
	CAM744 						FOL133 (x12) [11] FOL141 (x8) [11]	[11] Hydraulic
1.9 Diesel	ASY	1896cc	∅ 79.50	4 Cyl.	8V	47kW/64PS	SOHC	TD16461
	CAM670						FOL143 (x8) [11]	[11] Hydraulic
1.9 Diesel	ASZ	1896cc	∅ 79.50	4 Cyl.	8V	96kW/130PS	SOHC	TD16463
1.9 Diesel	ATD	1896cc	∅ 79.50	4 Cyl.	8V	74kW/100PS	SOHC	TD16462
1.9 Diesel	AXR	1896cc	∅ 79.50	4 Cyl.	8V	74kW/100PS	SOHC	TD18739
1.9 Diesel	BLT	1896cc	∅ 79.50	4 Cyl.	8V	96kW/131PS	SOHC	TD20516
1.9 Diesel	BPX	1896cc	∅ 79.50	4 Cyl.	8V	118kW/160PS	SOHC	TD17640
1.9 Diesel	BUK	1896cc	∅ 79.50	4 Cyl.	8V	118kW/160PS	SOHC	TD22667
	CAM672 [25][29] CAM914 [27][29] CAM928 [20][29]						FOL175 (x8) [11] FOL202 (x8) [11][21]	[11] Hydraulic [20] Steel [21] Diamond-coated [25] Chilled Cast Iron [27] Induction Hardened Cast Iron [29] Refer to SB2202 for installation guide
1.9 Diesel	BMT	1896cc	∅ 79.50	4 Cyl.	8V	74kW/101PS	SOHC	TD20495
	CAM904						FOL175 (x8) [11] FOL202 (x8) [11][21]	[11] Hydraulic [21] Diamond-coated
2.0	AZL	1984cc	∅ 82.50	4 Cyl.	8V	85kW/115PS	SOHC	TD17901
							FOL143 (x8) [11]	[11] Hydraulic
693 Ibiza V		03/08→06/10						
1.2	CBZA	1197cc	∅ 71.00	4 Cyl.	8V	63kW/86PS	SOHC	TD23927
1.2	CBZB	1197cc	∅ 71.00	4 Cyl.	8V	77kW/105PS	SOHC	TD23908
							FOL167 (x8) [11]	[11] Hydraulic
1.2	BZG	1198cc	∅ 76.50	3 Cyl.	12V	51kW/70PS	DOHC	TD20839
1.2	CGPA	1198cc	∅ 76.50	3 Cyl.	12V	51kW/70PS	DOHC	TD23138
1.2	CGPB	1198cc	∅ 76.50	3 Cyl.	12V	44kW/60PS	DOHC	TD23097
						FOL179 (x12)	FOL167 (x12) [11]	[11] Hydraulic
1.2 Diesel	CFWA	1199cc	∅ 79.50	3 Cyl.	12V	55kW/75PS	DOHC	TD23935
						FOL210 (x12)	FOL195 (x12) [11]	[11] Hydraulic
1.4	BXW	1390cc	∅ 76.50	4 Cyl.	16V	63kW/86PS	DOHC	TD19427
	CAM924 					FOL179 (x16)	FOL167 (x16) [11]	[11] Hydraulic
1.4	CGGB	1390cc	∅ 76.50	4 Cyl.	16V	63kW/85PS	DOHC	TD23136
	CAM924  CAM925 					FOL179 (x16)	FOL167 (x16) [11]	[11] Hydraulic

**693 Ibiza V**

03/08→06/10

1.4	CAVE	1390cc	∅ 76.50	4 Cyl.	16V	132kW/180PS	DOHC	TD23095
1.4	CAVF	1390cc	∅ 76.50	4 Cyl.	16V	110kW/150PS	DOHC	TD23096
1.4	CNUB	1390cc	∅ 76.50	4 Cyl.	16V	110kW/150PS	DOHC	TD26338
1.4	CTHE	1390cc	∅ 76.50	4 Cyl.	16V	132kW/180PS	DOHC	TD26916
1.4	CTHF	1390cc	∅ 76.50	4 Cyl.	16V	110kW/150PS	DOHC	TD26920
1.4	CTJB	1390cc	∅ 76.50	4 Cyl.	16V	110kW/150PS	DOHC	TD26919
1.4	CTJC	1390cc	∅ 76.50	4 Cyl.	16V	132kW/180PS	DOHC	TD26918
						FOL223 (x16)	FOL167 (x16) [11]	[11] Hydraulic
1.4 Diesel	BMS	1422cc	∅ 79.50	3 Cyl.	6V	59kW/80PS	SOHC	TD18727
							FOL175 (x6) [11]	[11] Hydraulic
1.6	BTS	1598cc	∅ 76.50	4 Cyl.	16V	77kW/105PS	DOHC	TD19428
1.6	CNKA	1598cc	∅ 76.50	4 Cyl.	16V	60kW/81PS	DOHC	TD25408
						FOL223 (x16)	FOL167 (x16) [11]	[11] Hydraulic
1.6 Diesel	CAYA	1598cc	∅ 79.50	4 Cyl.	16V	55kW/75PS	DOHC	TD25762
1.6 Diesel	CAYB	1598cc	∅ 79.50	4 Cyl.	16V	66kW/90PS	DOHC	TD22670
1.6 Diesel	CAYC	1598cc	∅ 79.50	4 Cyl.	16V	77kW/105PS	DOHC	TD22671
1.6 Diesel	CLNA	1598cc	∅ 79.50	4 Cyl.	16V	77kW/105PS	DOHC	TD23934
CAM961 ■ CAM962 ■						FOL210 (x16)	FOL195 (x16) [11]	[11] Hydraulic
1.9 Diesel	BLS	1896cc	∅ 79.50	4 Cyl.	8V	77kW/105PS	SOHC	TD18268
1.9 Diesel	BXJ	1896cc	∅ 79.50	4 Cyl.	8V	66kW/90PS	SOHC	TD20840
CAM904							FOL175 (x8) [11] FOL202 (x8) [11][21]	[11] Hydraulic [21] Diamond-coated
2.0	CEKA	1984cc		4 Cyl.	8V	85kW/115PS	SOHC	TD22467
							FOL143 (x8) [11]	[11] Hydraulic
2.0 Diesel	CFHD	1968cc	∅ 81.00	4 Cyl.	16V	105kW/143PS	DOHC	TD23582
CAM961 ■ CAM962 ■						FOL210 (x16)	FOL195 (x16) [11]	[11] Hydraulic

694 Inca

11/95→06/03



















1.4	AUD	1390cc	∅ 76.50	4 Cyl.	8V	44kW/60PS	SOHC	TD16139
						FOL244 (x8)	FOL167 (x8) [11]	[11] Hydraulic
1.4	AEX	1391cc	∅ 76.50	4 Cyl.	8V	44kW/60PS	SOHC	TD5532
1.4	AKV	1391cc	∅ 76.50	4 Cyl.	8V	44kW/60PS	SOHC	TD12513
1.4	APQ	1391cc	∅ 76.50	4 Cyl.	8V	44kW/60PS	SOHC	TD12515
CAM808							FOL143 (x8) [11]	[11] Hydraulic
1.4	AUA	1390cc	∅ 76.50	4 Cyl.	16V	55kW/75PS	DOHC	TD16197
CAM924 ■ CAM925 ■						FOL179 (x16)	FOL167 (x16) [11]	[11] Hydraulic
1.6	1F	1595cc	∅ 81.00	4 Cyl.	8V	53/55kW/72/75PS	SOHC	TD4890
1.6	AEE	1598cc	∅ 76.50	4 Cyl.	8V	55kW/75PS	SOHC	TD10867
1.6	ALM	1598cc	∅ 76.50	4 Cyl.	8V	55kW/75PS	SOHC	TD12949
							FOL143 (x8) [11]	[11] Hydraulic
1.7 Diesel	AHB	1716cc	∅ 79.50	4 Cyl.	8V	42kW/57PS	SOHC	TD9403
CAM668							FOL92 (x8) [11]	[11] Hydraulic



694 Inca		11/95→06/03						
1.9 Diesel	1Y	1896cc	Ø 79.50	4 Cyl.	8V	47kW/64PS	SOHC	TD4891
CAM440							FOL192 (x8) [11]	[11] Hydraulic
1.9 Diesel	AEY	1896cc	Ø 79.50	4 Cyl.	8V	47kW/64PS	SOHC	TD5535
CAM668							FOL143 (x8) [11]	[11] Hydraulic
1.9 Diesel	ALH	1896cc	Ø 79.50	4 Cyl.	8V	66kW/90PS	SOHC	TD13272
CAM671							FOL143 (x8) [11]	[11] Hydraulic
1.9 Diesel	AYQ	1896cc	Ø 79.50	4 Cyl.	8V	47kW/64PS	SOHC	TD16198
CAM670							FOL143 (x8) [11]	[11] Hydraulic
695 Leon		11/99→05/10						
1.2	CBZB	1197cc	Ø 71.00	4 Cyl.	8V	77kW/105PS	SOHC	TD23908
							FOL167 (x8) [11]	[11] Hydraulic
1.2	CJZB	1197cc	Ø 71.00	4 Cyl.	16V	63kW/86PS	SOHC	TD27251
							FOL167 (x16) [11]	[11] Hydraulic
1.4	AHW	1390cc	Ø 76.50	4 Cyl.	16V	55kW/75PS	SOHC	TD15529
1.4	APE	1390cc	Ø 76.50	4 Cyl.	16V	55kW/75PS	SOHC	TD13268
1.4	AXP	1390cc	Ø 76.50	4 Cyl.	16V	55kW/75PS	DOHC	TD16134
1.4	BCA	1390cc	Ø 76.50	4 Cyl.	16V	55kW/75PS	DOHC	TD16434
CAM924						FOL179 (x16)	FOL167 (x16) [11]	[11] Hydraulic
→eng.1M-Y-000000								
1.4	BXW	1390cc	Ø 76.50	4 Cyl.	16V	63kW/86PS	DOHC	TD19427
CAM924						FOL179 (x16)	FOL167 (x16) [11]	[11] Hydraulic
1.4	CAXC	1390cc	Ø 76.50	4 Cyl.	16V	92kW/125PS	DOHC	TD20488
						FOL223 (x16)	FOL167 (x16) [11]	[11] Hydraulic
1.4	AUA	1390cc	Ø 76.50	4 Cyl.	16V	55kW/75PS	DOHC	TD16197
1.4	CGGB	1390cc	Ø 76.50	4 Cyl.	16V	63kW/85PS	DOHC	TD23136
CAM924						FOL179 (x16)	FOL167 (x16) [11]	[11] Hydraulic
CAM925								
1.4	CHPA	1395cc	Ø 74.50	4 Cyl.	16V	103kW/140PS	DOHC	TD27254
1.4	CMBA	1395cc	Ø 74.50	4 Cyl.	16V	90kW/122PS	DOHC	TD27253
1.4	CXSA	1395cc	Ø 74.50	4 Cyl.	16V	90kW/122PS	DOHC	TD28124
							FOL207 (x16) [11]	[11] Hydraulic
1.6	AEH	1595cc	Ø 81.00	4 Cyl.	8V	74kW/101PS	SOHC	TD12488
1.6	AKL	1595cc	Ø 81.00	4 Cyl.	8V	74kW/101PS	SOHC	TD12509
1.6	APF	1595cc	Ø 81.00	4 Cyl.	8V	74kW/100PS	SOHC	TD13269
CAM913							FOL143 (x8) [11]	[11] Hydraulic



695 Leon		11/99→05/10							
1.6	BFQ	1595cc	∅ 81.00	4 Cyl.	8V	75kW/102PS	SOHC	TD20621	
1.6	BGU	1595cc	∅ 81.00	4 Cyl.	8V	75kW/102PS	SOHC	TD17352	
1.6	BSE	1595cc	∅ 81.00	4 Cyl.	8V	75kW/102PS	SOHC	TD18245	
1.6	BSF	1595cc	∅ 81.00	4 Cyl.	8V	75kW/102PS	SOHC	TD18246	
1.6	CCSA	1595cc	∅ 81.00	4 Cyl.	8V	75kW/102PS	SOHC	TD20710	
1.6	CHGA	1595cc	∅ 81.00	4 Cyl.	8V	75kW/102PS	SOHC	TD22676	
1.6	CMXA	1595cc	∅ 81.00	4 Cyl.	8V	75kW/102PS	SOHC	TD24325	
							FOL226 (x8)	FOL167 (x8) [11]	[11] Hydraulic
1.6	ATN	1598cc	∅ 76.50	4 Cyl.	16V	77kW/105PS	DOHC	TD15531	
1.6	AUS	1598cc	∅ 76.50	4 Cyl.	16V	77kW/105PS	DOHC	TD15788	
1.6	AZD	1598cc	∅ 76.50	4 Cyl.	16V	77kW/105PS	DOHC	TD16131	
1.6	BCB	1598cc	∅ 76.50	4 Cyl.	16V	77kW/105PS	DOHC	TD16435	
CAM925							FOL179 (x16)	FOL167 (x16) [11]	[11] Hydraulic
1.6 Diesel	CAYB	1598cc	∅ 79.50	4 Cyl.	16V	66kW/90PS	DOHC	TD22670	
1.6 Diesel	CAYC	1598cc	∅ 79.50	4 Cyl.	16V	77kW/105PS	DOHC	TD22671	
CAM961							FOL210 (x16)	FOL195 (x16) [11]	[11] Hydraulic
CAM962									
1.8	AGN	1781cc	∅ 81.00	4 Cyl.	20V	92kW/125PS	DOHC	TD12510	
1.8	APG	1781cc	∅ 81.00	4 Cyl.	20V	92kW/125PS	DOHC	TD15530	
							FOL133 (x12) [11] FOL141 (x8) [11]	[11] Hydraulic	
1.8	AJQ	1781cc	∅ 81.00	4 Cyl.	20V	132kW/180PS	DOHC	TD16199	
1.8	APP	1781cc	∅ 81.00	4 Cyl.	20V	132kW/180PS	DOHC	TD13270	
CAM743							FOL133 (x12) [11]	[11] Hydraulic	
CAM744							FOL141 (x8) [11]	[11] Hydraulic	
1.8	ARY	1781cc	∅ 81.00	4 Cyl.	20V	132kW/180PS	DOHC	TD16136	
1.8	AUQ	1781cc	∅ 81.00	4 Cyl.	20V	132kW/180PS	DOHC	TD16135	
CAM744							FOL133 (x12) [11] FOL141 (x8) [11]	[11] Hydraulic	
1.8	AMK	1781cc	∅ 81.00	4 Cyl.	20V	154kW/209PS	DOHC	TD16436	
1.8	BAM	1781cc	∅ 81.00	4 Cyl.	20V	165kW/225PS	DOHC	TD17347	
CAM744							FOL133 (x12) [11] FOL141 (x8) [11]	[11] Hydraulic	
1.9 Diesel	AGR	1896cc	∅ 79.50	4 Cyl.	8V	66kW/90PS	SOHC	TD13278	
1.9 Diesel	AHF	1896cc	∅ 79.50	4 Cyl.	8V	81kW/110PS	SOHC	TD12512	
1.9 Diesel	ALH	1896cc	∅ 79.50	4 Cyl.	8V	66kW/90PS	SOHC	TD13272	
1.9 Diesel	ASV	1896cc	∅ 79.50	4 Cyl.	8V	81kW/110PS	SOHC	TD13273	
CAM671							FOL143 (x8) [11]	[11] Hydraulic	
1.9 Diesel	AQM	1896cc	∅ 79.50	4 Cyl.	8V	50kW/68PS	SOHC	TD13271	
CAM670							FOL143 (x8) [11]	[11] Hydraulic	

						
695 Leon 11/99→05/10						
1.9 Diesel	ARL	1896cc	Ø 79.50	4 Cyl.	8V	110kW/150PS SOHC TD15768
1.9 Diesel	ASZ	1896cc	Ø 79.50	4 Cyl.	8V	96kW/130PS SOHC TD16463
1.9 Diesel	AXR	1896cc	Ø 79.50	4 Cyl.	8V	74kW/100PS SOHC TD18739
1.9 Diesel	BKC	1896cc	Ø 79.50	4 Cyl.	8V	77kW/105PS SOHC TD17355
1.9 Diesel	BXE	1896cc	Ø 79.50	4 Cyl.	8V	77kW/105PS SOHC TD19819
1.9 Diesel	BXF	1896cc	Ø 79.50	4 Cyl.	8V	66kW/90PS SOHC TD20866
CAM672 [25][29] CAM914 [27][29] CAM928 [20][29]						FOL175 (x8) [11] FOL202 (x8) [11][21] [11] Hydraulic [20] Steel [21] Diamond-coated [25] Chilled Cast Iron [27] Induction Hardened Cast Iron [29] Refer to SB2202 for installation guide
1.9 Diesel	BLS	1896cc	Ø 79.50	4 Cyl.	8V	77kW/105PS SOHC TD18268
CAM904						FOL175 (x8) [11] FOL202 (x8) [11][21] [11] Hydraulic [21] Diamond-coated
2.0	BLR	1984cc	Ø 82.50	4 Cyl.	16V	110kW/150PS DOHC TD17353
2.0	BLY	1984cc	Ø 82.50	4 Cyl.	16V	110kW/150PS DOHC TD17354
2.0	BVY	1984cc	Ø 82.50	4 Cyl.	16V	110kW/150PS DOHC TD18266
2.0	BVZ	1984cc	Ø 82.50	4 Cyl.	16V	110kW/150PS DOHC TD18267
2.0	BWA	1984cc	Ø 82.50	4 Cyl.	16V	147kW/200PS DOHC TD19424
2.0	BWA1	1984cc	Ø 82.50	4 Cyl.	16V	136kW/185PS DOHC TD22668
2.0	BWJ	1984cc	Ø 82.50	4 Cyl.	16V	177kW/240PS DOHC TD19425
2.0	CDLA	1984cc	Ø 82.50	4 Cyl.	16V	195kW/265PS DOHC TD22673
2.0	CDLD	1984cc	Ø 82.50	4 Cyl.	16V	177kW/240PS DOHC TD23090
					FOL224 (x16)	FOL167 (x16) [11] [11] Hydraulic
2.0 Diesel	BMM	1968cc	Ø 81.00	4 Cyl.	8V	103kW/140PS SOHC TD18269
CAM904						FOL175 (x8) [11] FOL202 (x8) [11][21] [11] Hydraulic [21] Diamond-coated
2.0 Diesel	CEGA	1968cc	Ø 81.00	4 Cyl.	16V	125kW/170PS DOHC TD22674
2.0 Diesel	CFHC	1968cc	Ø 81.00	4 Cyl.	16V	103kW/140PS DOHC TD24326
2.0 Diesel	CFJA	1968cc	Ø 81.00	4 Cyl.	16V	125kW/170PS DOHC TD24333
2.0 Diesel	CLCB	1968cc	Ø 81.00	4 Cyl.	16V	103kW/140PS DOHC TD25102
CAM961  CAM962 						FOL210 (x16) FOL195 (x16) [11] [11] Hydraulic
2.0 Diesel	AZV	1968cc	Ø 81.00	4 Cyl.	16V	100kW/136PS DOHC TD18247
2.0 Diesel	BKD	1968cc	Ø 81.00	4 Cyl.	16V	103kW/140PS DOHC TD17357
CAM939  CAM938 						FOL237  (x4) FOL238  (x4) FOL239  (x4) FOL240  (x4)
2.0 Diesel	BMN	1968cc	Ø 81.00	4 Cyl.	16V	125kW/170PS DOHC TD18977
CAM939 						FOL237  (x4) FOL238  (x4) FOL239  (x4) FOL240  (x4)
2.8	AUE	2792cc	Ø 81.00	6 Cyl.	24V	150kW/204PS DOHC TD16137
2.8	BDE	2792cc	Ø 81.00	6 Cyl.	24V	150kW/204PS DOHC TD18753
						FOL154 (x24) [11] [11] Hydraulic



696 Malaga		05/85→12/93							
1.2	021 A.1000	1193cc	∅ 75.00	4 Cyl.	8V	44/46/52kW/60/63/70PS		TD3553	
1.5	021 A.2000	1461cc	∅ 83.00	4 Cyl.	8V	63/66kW/85/90PS		TD3554	
1.5	021 D.2000	1461cc	∅ 83.00	4 Cyl.	8V	65-66kW/89-90PS	SOHC	TD9389	
							FOL92 (x8) [11]	[11] Hydraulic	
697 Mii		10/11→							
1.0	CHYA	999cc	∅ 74.50	3 Cyl.	12V	44kW/60PS	DOHC	TD26310	
1.0	CHYB	999cc	∅ 74.50	3 Cyl.	12V	55kW/75PS	DOHC	TD26311	
							FOL143 (x12) [11] →01/12 FOL207 (x12) [11] 02/12→	[11] Hydraulic	
1.0	CPGA	999cc	∅ 74.50	3 Cyl.	12V	50kW/68PS	DOHC	TD27264	
							FOL207 (x12) [11]	[11] Hydraulic	
698 Ronda		08/83→12/86							
1.2	021 A.1000	1193cc	∅ 75.00	4 Cyl.	8V	44/46/52kW/60/63/70PS		TD3553	
1.5	021 A.2000	1461cc	∅ 83.00	4 Cyl.	8V	63/66kW/85/90PS		TD3554	
							FOL92 (x8) [11]	[11] Hydraulic	
699 Terra		03/90→12/95							
1.3 Diesel	MN	1272cc	∅ 75.00	4 Cyl.	8V	33kW/44PS	SOHC	TD9401	
1.4 Diesel	1W	1398cc	∅ 75.00	4 Cyl.	8V	35kW/47PS	SOHC	TD9402	
							FOL92 (x8) [11]	[11] Hydraulic	
700 Toledo I		05/91→03/99							
1.6	1F	1595cc	∅ 81.00	4 Cyl.	8V	53/55kW/72/75PS	SOHC	TD4890	
							FOL143 (x8) [11]	[11] Hydraulic	
1.6	AFT	1595cc	∅ 81.00	4 Cyl.	8V	74kW/101PS	SOHC	TD5536	
CAM913							FOL143 (x8) [11]	[11] Hydraulic	
1.6	ABN	1595cc	∅ 81.00	4 Cyl.	8V	54-55kW/73-75PS	SOHC	TD17897	
1.6	EZ	1595cc	∅ 81.00	4 Cyl.	8V	52-54kW/71-73PS	SOHC	TD4899	
							FOL92 (x8) [11]	[11] Hydraulic	
1.8	ABS	1781cc	∅ 81.00	4 Cyl.	8V	66kW/90PS	SOHC	TD3576	
1.8	ADZ	1781cc	∅ 81.00	4 Cyl.	8V	66kW/90PS	SOHC	TD9384	
							FOL143 (x8) [11]	[11] Hydraulic	
1.8	RP	1781cc	∅ 81.00	4 Cyl.	8V	66kW/89PS		TD3596	
							FOL92 (x8) [11]	[11] Hydraulic	
1.8	KR	1781cc	∅ 81.00	4 Cyl.	16V	98-102kW/133-139PS	DOHC	TD3591	
1.8	PL	1781cc	∅ 81.00	4 Cyl.	16V	95kW/129PS	DOHC	TD3595	
							FOL143 (x16) [11]	[11] Hydraulic	



700 Toledo I		05/91→03/99						
1.9 Diesel	1Z	1896cc	Ø 79.50	4 Cyl.	8V	66kW/89PS	SOHC	TD5527
CAM668 →12/93 CAM441 01/94→							FOL92 (x8) [11]	[11] Hydraulic
1.9 Diesel	1Y	1896cc	Ø 79.50	4 Cyl.	8V	47kW/64PS	SOHC	TD4891
1.9 Diesel	AAZ	1896cc	Ø 79.50	4 Cyl.	8V	55kW/75PS	SOHC	TD4894
CAM440							FOL92 (x8) [11]	[11] Hydraulic
1.9 Diesel	AFN	1896cc	Ø 79.50	4 Cyl.	8V	81kW/110PS	SOHC	TD5531
1.9 Diesel	AHU	1896cc	Ø 79.50	4 Cyl.	8V	66kW/90PS	SOHC	TD5528
CAM441							FOL92 (x8) [11]	[11] Hydraulic
2.0	2E	1984cc	Ø 82.50	4 Cyl.	8V	85kW/115PS	SOHC	TD3570
							FOL143 (x8) [11]	[11] Hydraulic
2.0	AGG	1984cc	Ø 82.50	4 Cyl.	8V	85kW/115PS	SOHC	TD5537
CAM913							FOL143 (x8) [11]	[11] Hydraulic
2.0	ABF	1984cc	Ø 82.50	4 Cyl.	16V	110kW/150PS	DOHC	TD4895
CAM739 ■ CAM740 ■							FOL143 (x16) [11]	[11] Hydraulic
701 Toledo II		04/99→05/06						
1.4	AHW	1390cc	Ø 76.50	4 Cyl.	16V	55kW/75PS	SOHC	TD15529
1.4	APE	1390cc	Ø 76.50	4 Cyl.	16V	55kW/75PS	SOHC	TD13268
1.4	AXP	1390cc	Ø 76.50	4 Cyl.	16V	55kW/75PS	DOHC	TD16134
1.4	BCA	1390cc	Ø 76.50	4 Cyl.	16V	55kW/75PS	DOHC	TD16434
CAM924 ■ →eng.1M-Y-000000						FOL179 (x16)	FOL167 (x16) [11]	[11] Hydraulic
1.4	AUA	1390cc	Ø 76.50	4 Cyl.	16V	55kW/75PS	DOHC	TD16197
CAM924 ■ CAM925 ■						FOL179 (x16)	FOL167 (x16) [11]	[11] Hydraulic
1.6	AEH	1595cc	Ø 81.00	4 Cyl.	8V	74kW/101PS	SOHC	TD12488
1.6	AKL	1595cc	Ø 81.00	4 Cyl.	8V	74kW/101PS	SOHC	TD12509
1.6	APF	1595cc	Ø 81.00	4 Cyl.	8V	74kW/100PS	SOHC	TD13269
CAM913							FOL143 (x8) [11]	[11] Hydraulic
1.6	BFQ	1595cc	Ø 81.00	4 Cyl.	8V	75kW/102PS	SOHC	TD20621
						FOL226 (x8)	FOL167 (x8) [11]	[11] Hydraulic
1.6	AUS	1598cc	Ø 76.50	4 Cyl.	16V	77kW/105PS	DOHC	TD15788
1.6	AZD	1598cc	Ø 76.50	4 Cyl.	16V	77kW/105PS	DOHC	TD16131
1.6	BCB	1598cc	Ø 76.50	4 Cyl.	16V	77kW/105PS	DOHC	TD16435
CAM925 ■						FOL179 (x16)	FOL167 (x16) [11]	[11] Hydraulic
1.8	AGN	1781cc	Ø 81.00	4 Cyl.	20V	92kW/125PS	DOHC	TD12510
1.8	APG	1781cc	Ø 81.00	4 Cyl.	20V	92kW/125PS	DOHC	TD15530
							FOL133 (x12) [11] FOL141 (x8) [11]	[11] Hydraulic
1.8	AJQ	1781cc	Ø 81.00	4 Cyl.	20V	132kW/180PS	DOHC	TD16199
1.8	APP	1781cc	Ø 81.00	4 Cyl.	20V	132kW/180PS	DOHC	TD13270
CAM743 ■ CAM744 ■							FOL133 ■ (x12) [11] FOL141 ■ (x8) [11]	[11] Hydraulic

**701 Toledo II**

04/99→05/06

1.8	AMK	1781cc	∅ 81.00	4 Cyl.	20V	154kW/209PS	DOHC	TD16436
1.8	BAM	1781cc	∅ 81.00	4 Cyl.	20V	165kW/225PS	DOHC	TD17347
CAM744							FOL133 (x12) [11] FOL141 (x8) [11]	[11] Hydraulic
1.8	ARY	1781cc	∅ 81.00	4 Cyl.	20V	132kW/180PS	DOHC	TD16136
1.8	AUQ	1781cc	∅ 81.00	4 Cyl.	20V	132kW/180PS	DOHC	TD16135
CAM744							FOL133 (x12) [11] FOL141 (x8) [11]	[11] Hydraulic
1.9 Diesel	AQM	1896cc	∅ 79.50	4 Cyl.	8V	50kW/68PS	SOHC	TD13271
CAM670							FOL143 (x8) [11]	[11] Hydraulic
1.9 Diesel	ARL	1896cc	∅ 79.50	4 Cyl.	8V	110kW/150PS	SOHC	TD15768
1.9 Diesel	ASZ	1896cc	∅ 79.50	4 Cyl.	8V	96kW/130PS	SOHC	TD16463
CAM672 [25][29] CAM914 [27][29] CAM928 [20][29]							FOL175 (x8) [11] FOL202 (x8) [11][21]	[11] Hydraulic [20] Steel [21] Diamond-coated [25] Chilled Cast Iron [27] Induction Hardened Cast Iron [29] Refer to SB2202 for installation guide
1.9 Diesel	AGR	1896cc	∅ 79.50	4 Cyl.	8V	66kW/90PS	SOHC	TD13278
1.9 Diesel	AHF	1896cc	∅ 79.50	4 Cyl.	8V	81kW/110PS	SOHC	TD12512
1.9 Diesel	ALH	1896cc	∅ 79.50	4 Cyl.	8V	66kW/90PS	SOHC	TD13272
1.9 Diesel	ASV	1896cc	∅ 79.50	4 Cyl.	8V	81kW/110PS	SOHC	TD13273
CAM671							FOL143 (x8) [11]	[11] Hydraulic
2.3	AGZ	2324cc	∅ 81.00	5 Cyl.	10V	110kW/150PS	DOHC	TD12511
							FOL92 (x10) [11]	[11] Hydraulic
2.3	AQN	2324cc	∅ 81.00	5 Cyl.	20V	125kW/170PS	DOHC	TD16163
							FOL115 (x20) [11]	[11] Hydraulic

702 Toledo III

04/04→05/09

1.4	BXW	1390cc	∅ 76.50	4 Cyl.	16V	63kW/86PS	DOHC	TD19427	
CAM924							FOL179 (x16)	FOL167 (x16) [11]	[11] Hydraulic
1.6	BGU	1595cc	∅ 81.00	4 Cyl.	8V	75kW/102PS	SOHC	TD17352	
1.6	BSE	1595cc	∅ 81.00	4 Cyl.	8V	75kW/102PS	SOHC	TD18245	
1.6	BSF	1595cc	∅ 81.00	4 Cyl.	8V	75kW/102PS	SOHC	TD18246	
1.6	CCSA	1595cc	∅ 81.00	4 Cyl.	8V	75kW/102PS	SOHC	TD20710	
							FOL226 (x8)	FOL167 (x8) [11]	[11] Hydraulic
1.9 Diesel	BJB	1896cc	∅ 79.50	4 Cyl.	8V	77kW/105PS	SOHC	TD17356	
1.9 Diesel	BKC	1896cc	∅ 79.50	4 Cyl.	8V	77kW/105PS	SOHC	TD17355	
1.9 Diesel	BXE	1896cc	∅ 79.50	4 Cyl.	8V	77kW/105PS	SOHC	TD19819	
CAM672 [25][29] CAM914 [27][29] CAM928 [20][29]							FOL175 (x8) [11] FOL202 (x8) [11][21]	[11] Hydraulic [20] Steel [21] Diamond-coated [25] Chilled Cast Iron [27] Induction Hardened Cast Iron [29] Refer to SB2202 for installation guide	



702 Toledo III		04/04→05/09						
1.9 Diesel	BLS	1896cc	Ø 79.50	4 Cyl.	8V	77kW/105PS	SOHC	TD18268
CAM904							FOL175 (x8) [11] FOL202 (x8) [11][21]	[11] Hydraulic [21] Diamond-coated
2.0	BLR	1984cc	Ø 82.50	4 Cyl.	16V	110kW/150PS	DOHC	TD17353
2.0	BLY	1984cc	Ø 82.50	4 Cyl.	16V	110kW/150PS	DOHC	TD17354
2.0	BVY	1984cc	Ø 82.50	4 Cyl.	16V	110kW/150PS	DOHC	TD18266
2.0	BVZ	1984cc	Ø 82.50	4 Cyl.	16V	110kW/150PS	DOHC	TD18267
2.0	BWA	1984cc	Ø 82.50	4 Cyl.	16V	147kW/200PS	DOHC	TD19424
						FOL224 (x16)	FOL167 (x16) [11]	[11] Hydraulic
2.0 Diesel	BMM	1968cc	Ø 81.00	4 Cyl.	8V	103kW/140PS	SOHC	TD18269
CAM904							FOL175 (x8) [11] FOL202 (x8) [11][21]	[11] Hydraulic [21] Diamond-coated
2.0 Diesel	AZV	1968cc	Ø 81.00	4 Cyl.	16V	100kW/136PS	DOHC	TD18247
2.0 Diesel	BKD	1968cc	Ø 81.00	4 Cyl.	16V	103kW/140PS	DOHC	TD17357
CAM939						FOL237 (x4) FOL238 (x4) FOL239 (x4) FOL240 (x4)		
CAM938								
2.0 Diesel	BMN	1968cc	Ø 81.00	4 Cyl.	16V	125kW/170PS	DOHC	TD18977
CAM939						FOL237 (x4) FOL238 (x4) FOL239 (x4) FOL240 (x4)		
2.0 Diesel	CEGA	1968cc	Ø 81.00	4 Cyl.	16V	125kW/170PS	DOHC	TD22674
CAM961						FOL210 (x16)	FOL195 (x16) [11]	[11] Hydraulic
CAM962								
703 Toledo IV		07/12→						
1.2	CBZA	1197cc	Ø 71.00	4 Cyl.	8V	63kW/86PS	SOHC	TD23927
1.2	CBZB	1197cc	Ø 71.00	4 Cyl.	8V	77kW/105PS	SOHC	TD23908
							FOL167 (x8) [11]	[11] Hydraulic
1.4	CAXA	1390cc	Ø 76.50	4 Cyl.	16V	90kW/122PS	DOHC	TD27223
						FOL223 (x16)	FOL167 (x16) [11]	[11] Hydraulic
1.6 Diesel	CAYB	1598cc	Ø 79.50	4 Cyl.	16V	66kW/90PS	DOHC	TD22670
1.6 Diesel	CAYC	1598cc	Ø 79.50	4 Cyl.	16V	77kW/105PS	DOHC	TD22671
1.6 Diesel	CLNA	1598cc	Ø 79.50	4 Cyl.	16V	77kW/105PS	DOHC	TD23934
CAM961						FOL210 (x16)	FOL195 (x16) [11]	[11] Hydraulic
CAM962								


KIT

704 Citigo 10/11→

1.0	CHYA	999cc	∅ 74.50	3 Cyl.	12V	44kW/60PS	DOHC	TD26323
1.0	CHYB	999cc	∅ 74.50	3 Cyl.	12V	55kW/75PS	DOHC	TD26325
							FOL143 (x12) [11] →01/12 FOL207 (x12) [11] 02/12→	[11] Hydraulic
1.0	CPGA	999cc	∅ 74.50	3 Cyl.	12V	50kW/68PS	DOHC	TD27817
							FOL207 (x12) [11]	[11] Hydraulic

705 Fabia 08/99→05/03

1.0	AQV	997cc	∅ 72.00	4 Cyl.	8V	37kW/50PS		TD16238
1.0	ARV	997cc	∅ 72.00	4 Cyl.	8V	37kW/50PS		TD15368
							FOL200 (x8) [11]	[11] Hydraulic
1.2	AWY	1198cc	∅ 76.50	3 Cyl.	6V	40kW/54PS	SOHC	TD16524
1.2	BBM	1198cc	∅ 76.50	3 Cyl.	6V	44kW/60PS	DOHC	TD20009
1.2	BMD	1198cc	∅ 76.50	3 Cyl.	6V	40kW/54PS	SOHC	TD18835
1.2	CHFA	1198cc	∅ 76.50	3 Cyl.	6V	44kW/60PS	DOHC	TD23439
						FOL244 (x6)	FOL167 (x6) [11]	[11] Hydraulic
1.2	CBZA	1197cc	∅ 71.00	4 Cyl.	8V	63kW/86PS	SOHC	TD23928
1.2	CBZB	1197cc	∅ 71.00	4 Cyl.	8V	77kW/105PS	SOHC	TD23583
							FOL167 (x8) [11]	[11] Hydraulic
1.2	AZQ	1198cc	∅ 76.50	3 Cyl.	12V	47kW/64PS	DOHC	TD17070
1.2	BME	1198cc	∅ 76.50	3 Cyl.	12V	47kW/64PS	DOHC	TD18836
	CAM922					FOL179 (x12)	FOL167 (x12) [11]	[11] Hydraulic
	CAM923							
1.2	BZG	1198cc	∅ 76.50	3 Cyl.	12V	51kW/70PS	DOHC	TD20010
1.2	CGPA	1198cc	∅ 76.50	3 Cyl.	12V	51kW/70PS	DOHC	TD23524
1.2	CGPB	1198cc	∅ 76.50	3 Cyl.	12V	44kW/60PS	DOHC	TD24978
						FOL179 (x12)	FOL167 (x12) [11]	[11] Hydraulic
1.2 Diesel	CFWA	1199cc	∅ 79.50	3 Cyl.	12V	55kW/75PS	DOHC	TD24261
						FOL210 (x12)	FOL195 (x12) [11]	[11] Hydraulic
1.4	AME	1397cc	∅ 75.50	4 Cyl.	8V	50kW/68PS		TD15373
1.4	AQW	1397cc	∅ 75.50	4 Cyl.	8V	50kW/68PS		TD16240
1.4	ATZ	1397cc	∅ 75.50	4 Cyl.	8V	50kW/68PS		TD15372
1.4	AZE	1397cc	∅ 75.50	4 Cyl.	8V	44kW/60PS		TD16049
1.4	AZF	1397cc	∅ 75.50	4 Cyl.	8V	44kW/60PS		TD16239
							FOL200 (x8) [11]	[11] Hydraulic
1.4	AUB	1390cc	∅ 76.50	4 Cyl.	16V	74kW/100PS	DOHC	TD15375
1.4	BBZ	1390cc	∅ 76.50	4 Cyl.	16V	74kW/100PS	DOHC	TD17472
						FOL179 (x16)	FOL167 (x16) [11]	[11] Hydraulic



705 Fabia		08/99→05/03						
1.4	AUA	1390cc	∅ 76.50	4 Cyl.	16V	55kW/75PS	DOHC	TD15374
1.4	BBY	1390cc	∅ 76.50	4 Cyl.	16V	55kW/75PS	DOHC	TD17471
1.4	BKY	1390cc	∅ 76.50	4 Cyl.	16V	55kW/75PS	DOHC	TD18696
1.4	CGGB	1390cc	∅ 76.50	4 Cyl.	16V	63kW/85PS	DOHC	TD24980
CAM924 ■ CAM925 ■						FOL179 (x16)	FOL167 (x16) [11]	[11] Hydraulic
1.4	BUD	1390cc	∅ 76.50	4 Cyl.	16V	59kW/80PS	DOHC	TD20190
CAM925 ■						FOL179 (x16)	FOL167 (x16) [11]	[11] Hydraulic
1.4	BXW	1390cc	∅ 76.50	4 Cyl.	16V	63kW/86PS	DOHC	TD19089
CAM924 ■						FOL179 (x16)	FOL167 (x16) [11]	[11] Hydraulic
1.4	CAVE	1390cc	∅ 76.50	4 Cyl.	16V	132kW/180PS	DOHC	TD24217
1.4	CTHE	1390cc	∅ 76.50	4 Cyl.	16V	132kW/180PS	DOHC	TD27361
						FOL223 (x16)	FOL167 (x16) [11]	[11] Hydraulic
1.4 Diesel	BMS	1422cc	∅ 79.50	3 Cyl.	6V	59kW/80PS	SOHC	TD19092
							FOL114 (x6) [11]	[11] Hydraulic
1.4 Diesel	AMF	1422cc	∅ 79.50	3 Cyl.	6V	55kW/75PS	SOHC	TD17348
1.4 Diesel	BNM	1422cc	∅ 79.50	3 Cyl.	6V	51kW/70PS	SOHC	TD18740
1.4 Diesel	BNV	1422cc	∅ 79.50	3 Cyl.	6V	59kW/80PS	SOHC	TD18741
CAM673							FOL114 (x6) [11]	[11] Hydraulic
1.6	BTS	1598cc	∅ 76.50	4 Cyl.	16V	77kW/105PS	DOHC	TD19090
						FOL223 (x16)	FOL167 (x16) [11]	[11] Hydraulic
1.6	CFNA	1598cc	∅ 76.50	4 Cyl.	16V	77kW/105PS	DOHC	TD24981
						FOL223 (x16)		
1.6 Diesel	CAYA	1598cc	∅ 79.50	4 Cyl.	16V	55kW/75PS	DOHC	TD24216
1.6 Diesel	CAYB	1598cc	∅ 79.50	4 Cyl.	16V	66kW/90PS	DOHC	TD23929
1.6 Diesel	CAYC	1598cc	∅ 79.50	4 Cyl.	16V	77kW/105PS	DOHC	TD22678
CAM961 ■ CAM962 ■						FOL210 (x16)	FOL195 (x16) [11]	[11] Hydraulic
1.9 Diesel	ASY	1896cc	∅ 79.50	4 Cyl.	8V	47kW/64PS	SOHC	TD15376
CAM670							FOL143 (x8) [11]	[11] Hydraulic
1.9 Diesel	ASZ	1896cc	∅ 79.50	4 Cyl.	8V	96kW/131PS	SOHC	TD17036
1.9 Diesel	ATD	1896cc	∅ 79.50	4 Cyl.	8V	74kW/100PS	SOHC	TD15377
1.9 Diesel	AXR	1896cc	∅ 79.50	4 Cyl.	8V	74kW/100PS	SOHC	TD20195
1.9 Diesel	BLT	1896cc	∅ 79.50	4 Cyl.	8V	96kW/130PS	SOHC	TD20517
1.9 Diesel	BSW	1896cc	∅ 79.50	4 Cyl.	8V	77kW/105PS	SOHC	TD20004
CAM672 [25][29] CAM914 [27][29] CAM928 [20][29]							FOL175 (x8) [11] FOL202 (x8) [11][21]	[11] Hydraulic [20] Steel [21] Diamond-coated [25] Chilled Cast Iron [27] Induction Hardened Cast Iron [29] Refer to SB2202 for installation guide



705 Fabia		08/99→05/03						
1.9 Diesel	BLS	1896cc	∅ 79.50	4 Cyl.	8V	77kW/105PS	SOHC	TD19091
CAM904							FOL175 (x8) [11] FOL202 (x8) [11][21]	[11] Hydraulic [21] Diamond-coated
2.0	AZL	1984cc	∅ 82.50	4 Cyl.	8V	85kW/116PS	SOHC	TD16241
							FOL143 (x8) [11]	[11] Hydraulic
706 Felicia I		08/95→04/02						
1.6	AEE	1598cc	∅ 76.50	4 Cyl.	8V	55kW/75PS	SOHC	TD13394
							FOL143 (x8) [11]	[11] Hydraulic
1.9 Diesel	AEF	1896cc	∅ 79.50	4 Cyl.	8V	47kW/64PS	SOHC	TD13395
CAM440							FOL92 (x8) [11]	[11] Hydraulic
707 Felicia II		01/98→06/01						
1.6	AEE	1598cc	∅ 76.50	4 Cyl.	8V	55kW/75PS	SOHC	TD13394
							FOL143 (x8) [11]	[11] Hydraulic
1.9 Diesel	AEF	1896cc	∅ 79.50	4 Cyl.	8V	47kW/64PS	SOHC	TD13395
CAM440							FOL92 (x8) [11]	[11] Hydraulic
708 Octavia		09/96→12/10						
1.2	CBZB	1197cc	∅ 71.00	4 Cyl.	8V	77kW/105PS	SOHC	TD23583
							FOL167 (x8) [11]	[11] Hydraulic
1.2	CJZA	1197cc	∅ 71.00	4 Cyl.	16V	77kW/105PS	DOHC	TD27806
1.2	CJZB	1197cc	∅ 71.00	4 Cyl.	16V	63kW/86PS	SOHC	TD27805
							FOL167 (x16) [11]	[11] Hydraulic
1.4	AMD	1397cc	∅ 75.50	4 Cyl.	8V	44kW/60PS		TD13868
							FOL200 (x8) [11]	[11] Hydraulic
1.4	AXP	1390cc	∅ 76.50	4 Cyl.	16V	55kW/75PS	DOHC	TD16050
CAM924 ■ CAM925 ■						FOL179 (x16)	FOL167 (x16) [11]	[11] Hydraulic
1.4	BCA	1390cc	∅ 76.50	4 Cyl.	16V	55kW/75PS	DOHC	TD17495
1.4	BUD	1390cc	∅ 76.50	4 Cyl.	16V	59kW/80PS	DOHC	TD20190
CAM925 ■						FOL179 (x16)	FOL167 (x16) [11]	[11] Hydraulic
1.4	CAXA	1390cc	∅ 76.50	4 Cyl.	16V	90kW/122PS	DOHC	TD21592
						FOL223 (x16)	FOL167 (x16) [11]	[11] Hydraulic
1.4	CGGA	1390cc	∅ 76.50	4 Cyl.	16V	59kW/80PS	DOHC	TD24838
						FOL179 (x16)	FOL167 (x16) [11]	[11] Hydraulic
1.4	CHPA	1395cc	∅ 74.50	4 Cyl.	16V	103kW/140PS	DOHC	TD27808
							FOL207 (x16) [11]	[11] Hydraulic
1.6	AEH	1595cc	∅ 81.00	4 Cyl.	8V	74kW/100PS	SOHC	TD12950
1.6	AKL	1595cc	∅ 81.00	4 Cyl.	8V	74kW/100PS	SOHC	TD12951
CAM913							FOL143 (x8) [11]	[11] Hydraulic



708 Octavia

09/96→12/10

1.6	AVU	1595cc	∅ 81.00	4 Cyl.	8V	75kW/102PS	SOHC	TD16068
CAM745						FOL226 (x8)	FOL167 (x8) [11]	[11] Hydraulic
1.6	BFQ	1595cc	∅ 81.00	4 Cyl.	8V	75kW/102PS	SOHC	TD17912
1.6	BGU	1595cc	∅ 81.00	4 Cyl.	8V	75kW/102PS	SOHC	TD17496
1.6	BSE	1595cc	∅ 81.00	4 Cyl.	8V	75kW/102PS	SOHC	TD20898
1.6	BSF	1595cc	∅ 81.00	4 Cyl.	8V	75kW/102PS	SOHC	TD20899
1.6	CCSA	1595cc	∅ 81.00	4 Cyl.	8V	75kW/102PS	SOHC	TD20900
1.6	CHGA	1595cc	∅ 81.00	4 Cyl.	8V	75kW/102PS	SOHC	TD22691
1.6	CMXA	1595cc	∅ 81.00	4 Cyl.	8V	75kW/102PS	SOHC	TD24599
						FOL226 (x8)	FOL167 (x8) [11]	[11] Hydraulic
1.6	AEE	1598cc	∅ 76.50	4 Cyl.	8V	55kW/75PS	SOHC	TD13394
							FOL143 (x8) [11]	[11] Hydraulic
1.6	BLF	1598cc	∅ 76.50	4 Cyl.	16V	85kW/115PS	DOHC	TD17501
						FOL223 (x16)	FOL167 (x16) [11]	[11] Hydraulic
1.6 Diesel	CAYC	1598cc	∅ 79.50	4 Cyl.	16V	77kW/105PS	DOHC	TD22678
CAM961 ■ CAM962 ■						FOL210 (x16)	FOL195 (x16) [11]	[11] Hydraulic
1.8	AGN	1781cc	∅ 81.00	4 Cyl.	20V	92kW/125PS	DOHC	TD17903
							FOL133 (x12) [11] FOL141 (x8) [11]	[11] Hydraulic
1.8	ARZ	1781cc	∅ 81.00	4 Cyl.	20V	110kW/150PS	DOHC	TD16030
CAM743 ■ CAM744 ■							FOL133 ■ (x12) [11] FOL141 ■ (x8) [11]	[11] Hydraulic
1.8	AGU	1781cc	∅ 81.00	4 Cyl.	20V	110kW/150PS	DOHC	TD13396
1.8	ARX	1781cc	∅ 81.00	4 Cyl.	20V	110kW/150PS	DOHC	TD16069
1.8	AUM	1781cc	∅ 81.00	4 Cyl.	20V	110kW/150PS	DOHC	TD16070
1.8	AUQ	1781cc	∅ 81.00	4 Cyl.	20V	132kW/180PS	DOHC	TD16279
CAM744 ■							FOL133 ■ (x12) [11] FOL141 ■ (x8) [11]	[11] Hydraulic
1.9 Diesel	AGP	1896cc	∅ 79.50	4 Cyl.	8V	50kW/68PS	SOHC	TD16424
1.9 Diesel	AQM	1896cc	∅ 79.50	4 Cyl.	8V	50kW/68PS	SOHC	TD16089
CAM670							FOL143 (x8) [11]	[11] Hydraulic
1.9 Diesel	AGR	1896cc	∅ 79.50	4 Cyl.	8V	66kW/89PS	SOHC	TD17905
CAM671 eng.034859→							FOL143 (x8) [11]	[11] Hydraulic
1.9 Diesel	AHF	1896cc	∅ 79.50	4 Cyl.	8V	81kW/110PS	SOHC	TD17910
1.9 Diesel	ALH	1896cc	∅ 79.50	4 Cyl.	8V	66kW/89PS	SOHC	TD16090
1.9 Diesel	ASV	1896cc	∅ 79.50	4 Cyl.	8V	81kW/110PS	SOHC	TD16091
CAM671							FOL143 (x8) [11]	[11] Hydraulic


708 Octavia

09/96→12/10

1.9 Diesel	ASZ	1896cc	Ø 79.50	4 Cyl.	8V	96kW/131PS	SOHC	TD17036
1.9 Diesel	ATD	1896cc	Ø 79.50	4 Cyl.	8V	74kW/100PS	SOHC	TD15377
1.9 Diesel	AXR	1896cc	Ø 79.50	4 Cyl.	8V	74kW/100PS	SOHC	TD20195
1.9 Diesel	BJB	1896cc	Ø 79.50	4 Cyl.	8V	77kW/105PS	SOHC	TD17499
1.9 Diesel	BKC	1896cc	Ø 79.50	4 Cyl.	8V	77kW/105PS	SOHC	TD17497
1.9 Diesel	BXE	1896cc	Ø 79.50	4 Cyl.	8V	77kW/105PS	SOHC	TD20513
CAM672 [25][29]							FOL175 (x8) [11]	[11] Hydraulic
CAM914 [27][29]							FOL202 (x8) [11][21]	[20] Steel
CAM928 [20][29]								[21] Diamond-coated
								[25] Chilled Cast Iron
								[27] Induction Hardened
								Cast Iron
								[29] Refer to SB2202 for installation guide
1.9 Diesel	BLS	1896cc	Ø 79.50	4 Cyl.	8V	77kW/105PS	SOHC	TD19091
CAM904							FOL175 (x8) [11]	[11] Hydraulic
							FOL202 (x8) [11][21]	[21] Diamond-coated
2.0	AEG	1984cc	Ø 82.50	4 Cyl.	8V	85kW/116PS	SOHC	TD16280
CAM913							FOL143 (x8) [11]	[11] Hydraulic
2.0	APK	1984cc	Ø 82.50	4 Cyl.	8V	85kW/116PS	SOHC	TD16031
2.0	AQY	1984cc	Ø 82.50	4 Cyl.	8V	85kW/116PS	SOHC	TD13869
2.0	AZH	1984cc	Ø 82.50	4 Cyl.	8V	85kW/116PS	SOHC	TD16092
2.0	AZJ	1984cc	Ø 82.50	4 Cyl.	8V	85kW/116PS	SOHC	TD17466
							FOL143 (x8) [11]	[11] Hydraulic
2.0	BLR	1984cc	Ø 82.50	4 Cyl.	16V	110kW/150PS	DOHC	TD18102
2.0	BLX	1984cc	Ø 82.50	4 Cyl.	16V	110kW/150PS	DOHC	TD20393
2.0	BLY	1984cc	Ø 82.50	4 Cyl.	16V	110kW/150PS	DOHC	TD18101
2.0	BVX	1984cc	Ø 82.50	4 Cyl.	16V	110kW/150PS	DOHC	TD20394
2.0	BVY	1984cc	Ø 82.50	4 Cyl.	16V	110kW/150PS	DOHC	TD20518
2.0	BVZ	1984cc	Ø 82.50	4 Cyl.	16V	110kW/150PS	DOHC	TD20519
2.0	BWA	1984cc	Ø 82.50	4 Cyl.	16V	147kW/200PS	DOHC	TD20395
2.0	CCZA	1984cc	Ø 82.50	4 Cyl.	16V	147kW/200PS	DOHC	TD22171
						FOL224 (x16)	FOL167 (x16) [11]	[11] Hydraulic
2.0 Diesel	BMM	1968cc	Ø 81.00	4 Cyl.	8V	103kW/140PS	SOHC	TD19315
CAM904							FOL175 (x8) [11]	[11] Hydraulic
							FOL202 (x8) [11][21]	[21] Diamond-coated
2.0 Diesel	CEGA	1968cc	Ø 81.00	4 Cyl.	16V	125kW/170PS	DOHC	TD20905
2.0 Diesel	CFHC	1968cc	Ø 81.00	4 Cyl.	16V	103kW/140PS	DOHC	TD23587
2.0 Diesel	CFHF	1968cc	Ø 81.00	4 Cyl.	16V	81kW/110PS	DOHC	TD23585
2.0 Diesel	CLCA	1968cc	Ø 81.00	4 Cyl.	16V	81kW/110PS	DOHC	TD24839
2.0 Diesel	CLCB	1968cc	Ø 81.00	4 Cyl.	16V	103kW/140PS	DOHC	TD24598
CAM961 ■						FOL210 (x16)	FOL195 (x16) [11]	[11] Hydraulic
CAM962 ■								
2.0 Diesel	AZV	1968cc	Ø 81.00	4 Cyl.	16V	100kW/136PS	DOHC	TD20909
2.0 Diesel	BKD	1968cc	Ø 81.00	4 Cyl.	16V	103kW/140PS	DOHC	TD17500
CAM939 ■						FOL237 ■ (x4)		
CAM938 ■						FOL238 ■ (x4)		
						FOL239 ■ (x4)		
						FOL240 ■ (x4)		



708 Octavia		09/96→12/10						
2.0 Diesel	BMN	1968cc	Ø 81.00	4 Cyl.	16V	125kW/170PS	DOHC	TD20735
CAM939 ■						FOL237 ■ (x4) FOL238 ■ (x4) FOL239 ■ (x4) FOL240 ■ (x4)		
709 Praktik		03/07→						
1.2	BZG	1198cc	Ø 76.50	3 Cyl.	12V	51kW/70PS	DOHC	TD20010
1.2	CGPA	1198cc	Ø 76.50	3 Cyl.	12V	51kW/70PS	DOHC	TD23524
						FOL179 (x12)	FOL167 (x12) [11]	[11] Hydraulic
1.4 Diesel	BMS	1422cc	Ø 79.50	3 Cyl.	6V	59kW/80PS	SOHC	TD19092
							FOL114 (x6) [11]	[11] Hydraulic
1.4 Diesel	BNM	1422cc	Ø 79.50	3 Cyl.	6V	51kW/70PS	SOHC	TD18740
1.4 Diesel	BNV	1422cc	Ø 79.50	3 Cyl.	6V	59kW/80PS	SOHC	TD18741
CAM673							FOL114 (x6) [11]	[11] Hydraulic
710 Rapid		07/12→						
1.2	CBZA	1197cc	Ø 71.00	4 Cyl.	8V	63kW/86PS	SOHC	TD23928
1.2	CBZB	1197cc	Ø 71.00	4 Cyl.	8V	77kW/105PS	SOHC	TD23583
							FOL167 (x8) [11]	[11] Hydraulic
1.4	CAXA	1390cc	Ø 76.50	4 Cyl.	16V	90kW/122PS	DOHC	TD21592
						FOL223 (x16)	FOL167 (x16) [11]	[11] Hydraulic
1.6	CFNA	1598cc	Ø 76.50	4 Cyl.	16V	77kW/105PS	DOHC	TD24981
						FOL223 (x16)		
1.6 Diesel	CAYB	1598cc	Ø 79.50	4 Cyl.	16V	66kW/90PS	DOHC	TD23929
1.6 Diesel	CAYC	1598cc	Ø 79.50	4 Cyl.	16V	77kW/105PS	DOHC	TD22678
1.6 Diesel	CLNA	1598cc	Ø 79.50	4 Cyl.	16V	77kW/105PS	DOHC	TD25764
CAM961 ■ CAM962 ■						FOL210 (x16)	FOL195 (x16) [11]	[11] Hydraulic
711 Roomster		03/06→						
1.2	CBZA	1197cc	Ø 71.00	4 Cyl.	8V	63kW/86PS	SOHC	TD23928
1.2	CBZB	1197cc	Ø 71.00	4 Cyl.	8V	77kW/105PS	SOHC	TD23583
							FOL167 (x8) [11]	[11] Hydraulic
1.2	BME	1198cc	Ø 76.50	3 Cyl.	12V	47kW/64PS	DOHC	TD18836
CAM922 ■ CAM923 ■						FOL179 (x12)	FOL167 (x12) [11]	[11] Hydraulic
1.2	BZG	1198cc	Ø 76.50	3 Cyl.	12V	51kW/70PS	DOHC	TD20010
1.2	CGPA	1198cc	Ø 76.50	3 Cyl.	12V	51kW/70PS	DOHC	TD23524
						FOL179 (x12)	FOL167 (x12) [11]	[11] Hydraulic
1.2 Diesel	CFWA	1199cc	Ø 79.50	3 Cyl.	12V	55kW/75PS	DOHC	TD24261
						FOL210 (x12)	FOL195 (x12) [11]	[11] Hydraulic
1.4	BXW	1390cc	Ø 76.50	4 Cyl.	16V	63kW/86PS	DOHC	TD19089
CAM924 ■						FOL179 (x16)	FOL167 (x16) [11]	[11] Hydraulic


711 Roomster

03/06→

1.4	CGGB	1390cc	∅ 76.50	4 Cyl.	16V	63kW/85PS	DOHC	TD24980
CAM924 ■						FOL179 (x16)	FOL167 (x16) [11]	[11] Hydraulic
CAM925 ■								
1.4 Diesel	BMS	1422cc	∅ 79.50	3 Cyl.	6V	59kW/80PS	SOHC	TD19092
							FOL114 (x6) [11]	[11] Hydraulic
1.4 Diesel	BNM	1422cc	∅ 79.50	3 Cyl.	6V	51kW/70PS	SOHC	TD18740
1.4 Diesel	BNV	1422cc	∅ 79.50	3 Cyl.	6V	59kW/80PS	SOHC	TD18741
CAM673							FOL114 (x6) [11]	[11] Hydraulic
1.6	BTS	1598cc	∅ 76.50	4 Cyl.	16V	77kW/105PS	DOHC	TD19090
						FOL223 (x16)	FOL167 (x16) [11]	[11] Hydraulic
1.6	CFNA	1598cc	∅ 76.50	4 Cyl.	16V	77kW/105PS	DOHC	TD24981
						FOL223 (x16)		
1.6 Diesel	CAYB	1598cc	∅ 79.50	4 Cyl.	16V	66kW/90PS	DOHC	TD23929
1.6 Diesel	CAYC	1598cc	∅ 79.50	4 Cyl.	16V	77kW/105PS	DOHC	TD22678
CAM961 ■						FOL210 (x16)	FOL195 (x16) [11]	[11] Hydraulic
CAM962 ■								
1.9 Diesel	BLS	1896cc	∅ 79.50	4 Cyl.	8V	77kW/105PS	SOHC	TD19091
CAM904							FOL175 (x8) [11] FOL202 (x8) [11][21]	[11] Hydraulic [21] Diamond-coated
1.9 Diesel	AXR	1896cc	∅ 79.50	4 Cyl.	8V	74kW/100PS	SOHC	TD20195
1.9 Diesel	BSW	1896cc	∅ 79.50	4 Cyl.	8V	77kW/105PS	SOHC	TD20004
CAM672 [25][29]							FOL175 (x8) [11] FOL202 (x8) [11][21]	[11] Hydraulic [20] Steel [21] Diamond-coated [25] Chilled Cast Iron [27] Induction Hardened Cast Iron [29] Refer to SB2202 for installation guide
CAM914 [27][29]								
CAM928 [20][29]								

712 Superb

12/01→

1.4	CAXC	1390cc	∅ 76.50	4 Cyl.	16V	92kW/125PS	DOHC	TD22677
						FOL223 (x16)	FOL167 (x16) [11]	[11] Hydraulic
1.6 Diesel	CAYC	1598cc	∅ 79.50	4 Cyl.	16V	77kW/105PS	DOHC	TD22678
CAM961 ■						FOL210 (x16)	FOL195 (x16) [11]	[11] Hydraulic
CAM962 ■								
1.8	AWT	1781cc	∅ 81.00	4 Cyl.	20V	110kW/150PS	DOHC	TD16365
CAM744 ■							FOL133 ■ (x12) [11] FOL141 ■ (x8) [11]	[11] Hydraulic
1.9 Diesel	BLS	1896cc	∅ 79.50	4 Cyl.	8V	77kW/105PS	SOHC	TD19091
1.9 Diesel	BPZ	1896cc	∅ 79.50	4 Cyl.	8V	85kW/115PS	SOHC	TD20205
1.9 Diesel	BSV	1896cc	∅ 79.50	4 Cyl.	8V	77kW/105PS	SOHC	TD20206
CAM904							FOL175 (x8) [11] FOL202 (x8) [11][21]	[11] Hydraulic [21] Diamond-coated



712 Superb

12/01→

1.9 Diesel	AVB	1896cc	∅ 79.50	4 Cyl.	8V	74kW/100PS	SOHC	TD17037
1.9 Diesel	AVF	1896cc	∅ 79.50	4 Cyl.	8V	96kW/131PS	SOHC	TD18239
1.9 Diesel	AWX	1896cc	∅ 79.50	4 Cyl.	8V	96kW/131PS	SOHC	TD16403
1.9 Diesel	BXE	1896cc	∅ 79.50	4 Cyl.	8V	77kW/105PS	SOHC	TD20513
CAM672 [25][29] CAM914 [27][29] CAM928 [20][29]							FOL175 (x8) [11] FOL202 (x8) [11][21]	[11] Hydraulic [20] Steel [21] Diamond-coated [25] Chilled Cast Iron [27] Induction Hardened Cast Iron [29] Refer to SB2202 for installation guide
2.0	AZM	1984cc	∅ 82.50	4 Cyl.	8V	85kW/116PS	SOHC	TD16366
							FOL143 (x8) [11]	[11] Hydraulic
2.0	CCZA	1984cc	∅ 82.50	4 Cyl.	16V	147kW/200PS	DOHC	TD22171
						FOL224 (x16)	FOL167 (x16) [11]	[11] Hydraulic
2.0 Diesel	BMP	1968cc	∅ 81.00	4 Cyl.	8V	103kW/140PS	SOHC	TD20945
2.0 Diesel	BSS	1968cc	∅ 81.00	4 Cyl.	8V	103kW/140PS	SOHC	TD19317
CAM904							FOL175 (x8) [11] FOL202 (x8) [11][21]	[11] Hydraulic [21] Diamond-coated
2.0 Diesel	CBBB	1968cc	∅ 81.00	4 Cyl.	16V	125kW/170PS	DOHC	TD20944
2.0 Diesel	CFFB	1968cc	∅ 81.00	4 Cyl.	16V	103kW/140PS	DOHC	TD23589
2.0 Diesel	CFGB	1968cc	∅ 81.00	4 Cyl.	16V	125kW/170PS	DOHC	TD23591
2.0 Diesel	CLJA	1968cc	∅ 81.00	4 Cyl.	16V	103kW/140PS	DOHC	TD23590
CAM961 [1] CAM962 [2]						FOL210 (x16)	FOL195 (x16) [11]	[11] Hydraulic
2.0 Diesel	BKD	1968cc	∅ 81.00	4 Cyl.	16V	103kW/140PS	DOHC	TD17500
CAM939 [1] CAM938 [2]						FOL237 [1] (x4) FOL238 [1] (x4) FOL239 [2] (x4) FOL240 [2] (x4)		
2.5 Diesel	AYM	2496cc	∅ 78.30	6 Cyl.	24V	114kW/155PS	DOHC	TD16404
CAM700 [1] [3] CAM701 [1] [4] CAM702 [2] [4] CAM703 [2] [3]						FOL159 (x24)	FOL158 (x24) [11] TTP4 (x24)	[3] For Cylinders 1-3 [4] For Cylinders 4-6 [11] Hydraulic
2.5 Diesel	BDG	2496cc	∅ 78.30	6 Cyl.	24V	120kW/163PS	DOHC	TD17350
CAM934 [1] [3] CAM935 [2] [4] CAM936 [1] [3] CAM937 [2] [4]						FOL210 (x24)	FOL195 (x24) [11]	[3] For Cylinders 1-3 [4] For Cylinders 4-6 [11] Hydraulic
2.8	AMX	2771cc	∅ 82.50	6 Cyl.	30V	142kW/193PS	DOHC	TD16367
							FOL133 [1] (x18) [11] FOL141 [2] (x12) [11]	[11] Hydraulic



713 Yeti

05/09→

1.2	CBZB	1197cc	Ø 71.00	4 Cyl.	8V	77kW/105PS	SOHC	TD23583
							FOL167 (x8) [11]	[11] Hydraulic
1.4	CAXA	1390cc	Ø 76.50	4 Cyl.	16V	90kW/122PS	DOHC	TD21592
						FOL223 (x16)	FOL167 (x16) [11]	[11] Hydraulic
1.6 Diesel	CAYC	1598cc	Ø 79.50	4 Cyl.	16V	77kW/105PS	DOHC	TD22678
2.0 Diesel	CBDB	1968cc	Ø 81.00	4 Cyl.	16V	103kW/140PS	DOHC	TD23586
2.0 Diesel	CEGA	1968cc	Ø 81.00	4 Cyl.	16V	125kW/170PS	DOHC	TD20905
2.0 Diesel	CFHA	1968cc	Ø 81.00	4 Cyl.	16V	81kW/110PS	DOHC	TD23584
2.0 Diesel	CFHC	1968cc	Ø 81.00	4 Cyl.	16V	103kW/140PS	DOHC	TD23587
2.0 Diesel	CFHF	1968cc	Ø 81.00	4 Cyl.	16V	81kW/110PS	DOHC	TD23585
2.0 Diesel	CFJA	1968cc	Ø 81.00	4 Cyl.	16V	125kW/170PS	DOHC	TD23588
2.0 Diesel	CLCA	1968cc	Ø 81.00	4 Cyl.	16V	81kW/110PS	DOHC	TD24839
2.0 Diesel	CLCB	1968cc	Ø 81.00	4 Cyl.	16V	103kW/140PS	DOHC	TD24598

CAM961

CAM962

FOL210 (x16)

FOL195 (x16) [11]

[11] Hydraulic



714 Cabrio		03/00→01/04						
0.6	M 160 E6AL B03	599cc	Ø 63.50	3 Cyl.	6V	40kW/55PS	SOHC	TD22902
0.6	M 160 E6AL B05	599cc	Ø 63.50	3 Cyl.	6V	45kW/61PS	SOHC	TD22901
0.6	M 160.920	698cc	Ø 66.50	3 Cyl.	6V	37kW/50PS		TD26103
0.7	M 160.910	698cc	Ø 66.50	3 Cyl.	6V	33-55kW/45-75PS	SOHC	TD26102
CAM932					FOL225 (x6)	FOL190 (x6) [11]		[11] Hydraulic

715 City-Coupe		07/98→01/04						
0.6	M 160 E6AL B03	599cc	Ø 63.50	3 Cyl.	6V	40kW/55PS	SOHC	TD22902
0.6	M 160 E6AL B04	599cc	Ø 63.50	3 Cyl.	6V	33kW/45PS	SOHC	TD22903
0.6	M 160 E6AL B05	599cc	Ø 63.50	3 Cyl.	6V	45kW/61PS	SOHC	TD22901
0.6	M 160.920	698cc	Ø 66.50	3 Cyl.	6V	37kW/50PS		TD26103
0.7	M 160.910	698cc	Ø 66.50	3 Cyl.	6V	33-55kW/45-75PS	SOHC	TD26102
CAM932					FOL225 (x6)	FOL190 (x6) [11]		[11] Hydraulic

716 Crossblade		06/02→12/03						
0.6	M 160.920	698cc	Ø 66.50	3 Cyl.	6V	37kW/50PS		TD26103
CAM932					FOL225 (x6)	FOL190 (x6) [11]		[11] Hydraulic

717 Forfour		09/04→06/06						
1.5	M 122.950	1468cc	Ø 75.50	4 Cyl.	16V	130kW/177PS	DOHC	TD27974
						FOL194 (x16) [11]		[11] Hydraulic
1.5 Diesel	OM 639.939	1493cc	Ø 83.00	3 Cyl.	12V	50-70kW/58-95PS	DOHC	TD23800
					FOL249 (x12)	FOL190 (x12) [11]		[11] Hydraulic

718 Fortwo Cabrio		01/04→01/07						
0.7	M 160.910	698cc	Ø 66.50	3 Cyl.	6V	33-55kW/45-75PS	SOHC	TD26102
CAM932					FOL225 (x6)	FOL190 (x6) [11]		[11] Hydraulic

719 Fortwo Coupe		01/04→01/07						
0.7	M 160.910	698cc	Ø 66.50	3 Cyl.	6V	33-55kW/45-75PS	SOHC	TD26102
CAM932					FOL225 (x6)	FOL190 (x6) [11]		[11] Hydraulic

720 Roadster		04/03→11/05						
0.7	M 160.921	698cc	Ø 66.50	3 Cyl.	6V	45kW/61PS		TD22100
0.7	M 160.922	698cc	Ø 66.50	3 Cyl.	6V	45kW/61PS		TD26301
0.7	M 160.923	698cc	Ø 66.50	3 Cyl.	6V	74kW/101PS		TD26104
CAM932						FOL190 (x6) [11]		[11] Hydraulic



721 Actyon I		11/05→						
2.0 Diesel	D20DT	1998cc	Ø 86.20	4 Cyl.	16V	100/104kW/136/141PS	DOHC	TD26208
							FOL115 (x16) [11]	[11] Hydraulic
722 Istana		10/92→05/95						
2.9 Diesel	OM 602.940	2874cc	Ø 89.00	5 Cyl.	10V	70kW/95PS	SOHC	TD3613
	CAM414						FOL84 (x10) [11]	[11] Hydraulic
723 Korando		12/96→						
2.3 Diesel	OM 601.940	2299cc	Ø 89.00	4 Cyl.	8V	57-59kW/77-80PS	SOHC	TD3612
	CAM627						FOL84 (x8) [11]	[11] Hydraulic
724 Kyron		05/05→						
2.0 Diesel	D20DT	1998cc	Ø 86.20	4 Cyl.	16V	100/104kW/136/141PS	DOHC	TD26208
							FOL115 (x16) [11]	[11] Hydraulic
2.7 Diesel	D27DT	2696cc	Ø 86.20	5 Cyl.	20V	118/123kW/161/165PS	DOHC	TD26205
							FOL190 (x20) [11]	[11] Hydraulic
725 Musso		10/95→						
2.3 Diesel	OM 601.940	2299cc	Ø 89.00	4 Cyl.	8V	57-59kW/77-80PS	SOHC	TD3612
	CAM627						FOL84 (x8) [11]	[11] Hydraulic
726 Rexton		08/04→						
2.7 Diesel	D27DT	2696cc	Ø 86.20	5 Cyl.	20V	118/123kW/161/165PS	DOHC	TD26205
							FOL190 (x20) [11]	[11] Hydraulic
727 Rodius		05/05→						
2.7 Diesel	D27DT	2696cc	Ø 86.20	5 Cyl.	20V	118/123kW/161/165PS	DOHC	TD26205
							FOL190 (x20) [11]	[11] Hydraulic
728 Stavic		02/05→						
2.7 Diesel	D27DT	2696cc	Ø 86.20	5 Cyl.	20V	118/123kW/161/165PS	DOHC	TD26205
							FOL190 (x20) [11]	[11] Hydraulic



729 Forester		08/97→09/02						
2.0	EJ20	1994cc	Ø 92.00	4 Cyl.	16V	92kW/125PS		TD3640
							FOL203 (x16) [11]	[11] Hydraulic
730 Impreza		08/92→09/06						
1.6	EJ16	1597cc	Ø 87.90	4 Cyl.	16V	70kW/95PS	SOHC	TD3634
							FOL203 (x8) [11]	[11] Hydraulic
1.6	EJ16E	1597cc	Ø 87.90	4 Cyl.	16V	66kW/90PS	SOHC	TD25044
1.6	EJ161	1597cc	Ø 87.90	4 Cyl.	16V	66-70kW/90-95PS	SOHC	TD25042
1.8	EJ18	1820cc	Ø 87.90	4 Cyl.	16V	76kW/103PS	SOHC	TD3636
1.8	EJ18E	1820cc	Ø 87.90	4 Cyl.	16V	76kW/103PS	SOHC	TD20016
2.0	EJ20	1994cc	Ø 92.00	4 Cyl.	16V	92kW/125PS		TD3640
2.0	EJ20E	1994cc	Ø 92.00	4 Cyl.	16V	103-85kW/140-116PS	SOHC	TD20017
							FOL203 (x16) [11]	[11] Hydraulic
731 Legacy I		01/89→07/94						
1.6	EJ16	1597cc	Ø 87.90	4 Cyl.	16V	70kW/95PS	SOHC	TD3634
1.8	EJ18 SPI	1820cc		4 Cyl.	8V	76kW/103PS		TD3637
							FOL203 (x8) [11]	[11] Hydraulic
2.0	EJ20E	1994cc	Ø 92.00	4 Cyl.	16V	103-85kW/140-116PS	SOHC	TD20017
2.0	EJ20 EMPI	1994cc		4 Cyl.	16V	85kW/116PS	DOHC	TD3639
2.0	EJ20-GN	1994cc		4 Cyl.	16V	147kW/200PS	DOHC	TD3638
2.2	EJ22 EMPI	2212cc	Ø 96.90	4 Cyl.	16V	94-100kW/128-136PS	SOHC	TD4908
							FOL203 (x16) [11]	[11] Hydraulic
732 Legacy II		02/94→03/99						
1.8	EJ18E	1820cc	Ø 87.90	4 Cyl.	16V	76kW/103PS	SOHC	TD20016
2.0	EJ20	1994cc	Ø 92.00	4 Cyl.	16V	92kW/125PS		TD3640
2.0	EJ20E	1994cc	Ø 92.00	4 Cyl.	16V	103-85kW/140-116PS	SOHC	TD20017
2.0	EJ20 EMPI	1994cc		4 Cyl.	16V	85kW/116PS	DOHC	TD3639
2.2	EJ22 EMPI	2212cc	Ø 96.90	4 Cyl.	16V	94-100kW/128-136PS	SOHC	TD4908
							FOL203 (x16) [11]	[11] Hydraulic
733 Legacy III		12/98→08/03						
2.0	EJ20	1994cc	Ø 92.00	4 Cyl.	16V	92kW/125PS		TD3640
							FOL203 (x16) [11]	[11] Hydraulic
734 Legacy IV		09/03→						
2.0	EJ20	1994cc	Ø 92.00	4 Cyl.	16V	92kW/125PS		TD3640
							FOL203 (x16) [11]	[11] Hydraulic
735 Outback		09/03→10/05						
2.0	EJ20	1994cc	Ø 92.00	4 Cyl.	16V	92kW/125PS		TD3640
							FOL203 (x16) [11]	[11] Hydraulic



736 Grand Vitara

07/01→

2.0 Diesel	DW10ATED (RHZ)	1997cc	Ø 85.00	4 Cyl.	8V	80kW/109PS	SOHC	TD19715
CAM679						FOL163 (x8)	FOL154 (x8) [11]	[11] Hydraulic
2.0 Diesel	DW10ATED4 (RHW)	1997cc	Ø 85.00	4 Cyl.	16V	80kW/109PS	DOHC	TD18270
CAM750 ■ CAM751 ■						FOL247 (x16)	FOL115 (x16) [11]	[11] Hydraulic
3.2	N32A	3195cc	Ø 89.00	6 Cyl.	24V	171kW/233PS	DOHC	TD21666
							FOL199 (x24) [11]	[11] Hydraulic

737 Ignis II

09/03→

1.3 Diesel	Z 13 DT	1248cc	Ø 69.60	4 Cyl.	16V	51kW/70PS	DOHC	TD18265
CAM711 ■ CAM712 ■						FOL233 (x16)	FOL187 (x16) [11]	[11] Hydraulic

738 Jimny

12/03→

1.5 Diesel	K9K 700	1461cc	Ø 76.00	4 Cyl.	8V	48-50kW/65-68PS	SOHC	TD21367
CAM921 [22] CAM736 [23]								[22] with sensor [23] without sensor

739 Liana

04/04→

1.4 Diesel	DV4TED4 (8HY)	1398cc	Ø 73.70	4 Cyl.	8V	66kW/89PS	SOHC	TD18220
CAM746 ■ CAM747 ■						FOL184 (x16)	FOL190 (x16) [11]	[11] Hydraulic

740 Samurai

11/98→12/04

1.9 Diesel	XUD9	1905cc	Ø 83.00	4 Cyl.	8V	46/55kW/63/75PS	SOHC	TD16375
CAM354 [28] CAM373 [18]						CKS2373 [18]	FOL73 (x8) [10][13]	[10] Height: 35mm [13] Mechanical [18] Camshaft driven vacuum pump. [28] Pulley driven vacuum pump.

741 Splash

01/08→

1.3 Diesel	D13A	1248cc	Ø 69.60	4 Cyl.	16V	55kW/75PS	DOHC	TD21664
1.3 Diesel	Z13DTJ	1248cc	Ø 69.60	4 Cyl.	16V	55kW/75PS	DOHC	TD21665
CAM711 ■ CAM712 ■						FOL233 (x16)	FOL187 (x16) [11]	[11] Hydraulic

742 Swift III

08/05→

1.3 Diesel	D13A	1248cc	Ø 69.60	4 Cyl.	16V	55kW/75PS	DOHC	TD21664
1.3 Diesel	Z 13 DT	1248cc	Ø 69.60	4 Cyl.	16V	51kW/70PS	DOHC	TD18265
1.3 Diesel	Z13DTJ	1248cc	Ø 69.60	4 Cyl.	16V	55kW/75PS	DOHC	TD21665
CAM711 ■ CAM712 ■						FOL233 (x16)	FOL187 (x16) [11]	[11] Hydraulic

743 Swift IV

10/10→

1.3 Diesel	D13A	1248cc	Ø 69.60	4 Cyl.	16V	55kW/75PS	DOHC	TD21664
CAM711 ■ CAM712 ■						FOL233 (x16)	FOL187 (x16) [11]	[11] Hydraulic



744 SX4

04/07→

1.6 Diesel	DV6ATED4 (9HX)	1560cc	∅ 75.00	4 Cyl.	16V	66kW/90PS	DOHC	TD21659
CAM746 ■ CAM747 ■						FOL184 (x16)	FOL190 (x16) [11]	[11] Hydraulic
2.0 Diesel	D20AA	1956cc	∅ 83.00	4 Cyl.	16V	99kW/135PS	DOHC	TD23550
						FOL235 (x16)	FOL187 (x16) [11]	[11] Hydraulic

745 Vitara

01/95→03/98

1.9 Diesel	XUD9A	1905cc	∅ 83.00	4 Cyl.	8V	50kW/68PS	SOHC	TD5443
CAM354 [28] CAM373 [18]			CKS2373 [18]				FOL73 (x8) [10][13]	[10] Height: 35mm [13] Mechanical [18] Camshaft driven vacuum pump. [28] Pulley driven vacuum pump.

746 Wagon R

06/04→08/05

1.0	Z 10 XEP	998cc	∅ 73.40	3 Cyl.	12V	44kW/60PS	DOHC	TD27099
CAM918 ■ CAM809 ■						FOL183 (x12)	FOL167 (x12) [11]	[11] Hydraulic
1.2	Z 12 XEP	1229cc	∅ 73.40	4 Cyl.	16V	59kW/80PS	DOHC	TD19903
CAM929 ■ CAM907 ■						FOL183 (x16)	FOL167 (x16) [11]	[11] Hydraulic

747 Wagon R+

09/03→

1.3 Diesel	Z 13 DT	1248cc	∅ 69.60	4 Cyl.	16V	51kW/70PS	DOHC	TD18265
CAM711 ■ CAM712 ■						FOL233 (x16)	FOL187 (x16) [11]	[11] Hydraulic



748 Express

07/87→10/90

1.9 Diesel	XUD9A	1905cc	Ø 83.00	4 Cyl.	8V	51kW/69PS	SOHC	TD9014
CAM354 [28] CAM373 [18]			CKS2373 [18]				FOL73 (x8) [10][13]	[10] Height: 35mm [13] Mechanical [18] Camshaft driven vacuum pump. [28] Pulley driven vacuum pump.

749 Horizon

07/82→06/86

1.9 Diesel	XUD9	1905cc	Ø 83.00	4 Cyl.	8V	48kW/65PS	SOHC	TD4924
CAM354 [28] CAM373 [18]			CKS2373 [18]				FOL73 (x8) [10][13]	[10] Height: 35mm [13] Mechanical [18] Camshaft driven vacuum pump. [28] Pulley driven vacuum pump.

750 Samba

01/81→12/85

1.0	XV5	954cc	Ø 70.00	4 Cyl.	8V	31-33kW/42-45PS		TD4925
CAM540								


751 Allion I 06/01→06/07

1.8	1ZZ-FE	1794cc	Ø 79.00	4 Cyl.	16V	92/95/105kW	DOHC	TD13368
------------	---------------	--------	---------	--------	------------	-------------	------	----------------

 CAM963 ■
 CAM964 ■

1.8	2ZR-FE	1798cc	Ø 80.50	4 Cyl.	16V	98-103kW/133_140PS	DOHC	TD19815
------------	---------------	--------	---------	--------	------------	--------------------	------	----------------

FOL198 (x16) [11]	[11] Hydraulic
-------------------	----------------

752 Allion II 07/07→

1.8	2ZR-FAE	1798cc	Ø 80.50	4 Cyl.	16V	108kW/147PS	DOHC	TD21731
------------	----------------	--------	---------	--------	------------	-------------	------	----------------

2.0	3ZR-FAE	1987cc	Ø 80.50	4 Cyl.	16V	112-116kW/152-158PS	DOHC	TD21733
------------	----------------	--------	---------	--------	------------	---------------------	------	----------------

FOL198 (x16) [11]	[11] Hydraulic
-------------------	----------------

753 Alphard II 04/08→

3.5	2GR-FE	3456cc	Ø 94.00	6 Cyl.	24V	197kW/268PS	DOHC	TD19296
------------	---------------	--------	---------	--------	------------	-------------	------	----------------

FOL198 (x24) [11]	[11] Hydraulic
-------------------	----------------

754 Aurion 03/06→09/11

3.5	2GR-FE	3456cc	Ø 94.00	6 Cyl.	24V	197kW/268PS	DOHC	TD19296
------------	---------------	--------	---------	--------	------------	-------------	------	----------------

FOL198 (x24) [11]	[11] Hydraulic
-------------------	----------------

755 Auris 10/06→

1.3	1NR-FE	1329cc	Ø 72.50	4 Cyl.	16V	74kW/101PS	DOHC	TD21740
------------	---------------	--------	---------	--------	------------	------------	------	----------------

1.6	1ZR-FAE	1598cc	Ø 80.50	4 Cyl.	16V	97kW/132PS	DOHC	TD21730
------------	----------------	--------	---------	--------	------------	------------	------	----------------

1.8	2ZR-FAE	1798cc	Ø 80.50	4 Cyl.	16V	108kW/147PS	DOHC	TD21731
------------	----------------	--------	---------	--------	------------	-------------	------	----------------

1.8	2ZR-FE	1798cc	Ø 80.50	4 Cyl.	16V	98-103kW/133_140PS	DOHC	TD19815
------------	---------------	--------	---------	--------	------------	--------------------	------	----------------

1.8	2ZR-FXE	1798cc	Ø 80.50	4 Cyl.	16V	73-73kW/99-99PS	DOHC	TD22621
------------	----------------	--------	---------	--------	------------	-----------------	------	----------------

FOL198 (x16) [11]	[11] Hydraulic
-------------------	----------------

756 Avalon 01/05→

3.5	2GR-FE	3456cc	Ø 94.00	6 Cyl.	24V	197kW/268PS	DOHC	TD19296
------------	---------------	--------	---------	--------	------------	-------------	------	----------------

FOL198 (x24) [11]	[11] Hydraulic
-------------------	----------------

757 Avensis 10/99→11/08

1.6	1ZR-FAE	1598cc	Ø 80.50	4 Cyl.	16V	97kW/132PS	DOHC	TD21730
------------	----------------	--------	---------	--------	------------	------------	------	----------------

FOL198 (x16) [11]	[11] Hydraulic
-------------------	----------------

1.8	1ZZ-FE	1794cc	Ø 79.00	4 Cyl.	16V	92/95/105kW	DOHC	TD13368
------------	---------------	--------	---------	--------	------------	-------------	------	----------------

 CAM963 ■
 CAM964 ■

1.8	2ZR-FAE	1798cc	Ø 80.50	4 Cyl.	16V	108kW/147PS	DOHC	TD21731
------------	----------------	--------	---------	--------	------------	-------------	------	----------------

2.0	3ZR-FAE	1987cc	Ø 80.50	4 Cyl.	16V	112-116kW/152-158PS	DOHC	TD21733
------------	----------------	--------	---------	--------	------------	---------------------	------	----------------

FOL198 (x16) [11]	[11] Hydraulic
-------------------	----------------

758 Aygo 07/05→08/10

1.4 Diesel	2WZ-TV	1398cc	Ø 73.70	4 Cyl.	8V	40kW/54PS	SOHC	TD24605
-------------------	---------------	--------	---------	--------	-----------	-----------	------	----------------

FOL228 (x8)	FOL190 (x8) [11]	[11] Hydraulic
-------------	------------------	----------------



759 Camry		01/06→09/11						
3.5	2GR-FE	3456cc	∅ 94.00	6 Cyl.	24V	197kW/268PS	DOHC	TD19296
							FOL198 (x24) [11]	[11] Hydraulic
760 Celica		12/74→07/05						
1.8	1ZZ-FE	1794cc	∅ 79.00	4 Cyl.	16V	92/95/105kW	DOHC	TD13368
	CAM963							
	CAM964							
761 Corolla		05/80→07/07						
1.3	1NR-FE	1329cc	∅ 72.50	4 Cyl.	16V	74kW/101PS	DOHC	TD21740
1.6	1ZR-FAE	1598cc	∅ 80.50	4 Cyl.	16V	97kW/132PS	DOHC	TD21730
							FOL198 (x16) [11]	[11] Hydraulic
1.8	1ZZ-FE	1794cc	∅ 79.00	4 Cyl.	16V	92/95/105kW	DOHC	TD13368
	CAM963							
	CAM964							
1.8	2ZR-FAE	1798cc	∅ 80.50	4 Cyl.	16V	108kW/147PS	DOHC	TD21731
1.8	2ZR-FE	1798cc	∅ 80.50	4 Cyl.	16V	98-103kW/133_140PS	DOHC	TD19815
2.0	3ZR-FAE	1987cc	∅ 80.50	4 Cyl.	16V	112-116kW/152-158PS	DOHC	TD21733
							FOL198 (x16) [11]	[11] Hydraulic
762 Corolla Verso		10/01→03/09						
1.8	1ZZ-FE	1794cc	∅ 79.00	4 Cyl.	16V	92/95/105kW	DOHC	TD13368
	CAM963							
	CAM964							
763 Harrier		04/05→12/08						
2.0	3ZR-FAE	1987cc	∅ 80.50	4 Cyl.	16V	112-116kW/152-158PS	DOHC	TD21733
							FOL198 (x16) [11]	[11] Hydraulic
3.5	2GR-FE	3456cc	∅ 94.00	6 Cyl.	24V	197kW/268PS	DOHC	TD19296
							FOL198 (x24) [11]	[11] Hydraulic
764 Mark X ZiO		09/07→						
3.5	2GR-FE	3456cc	∅ 94.00	6 Cyl.	24V	197kW/268PS	DOHC	TD19296
							FOL198 (x24) [11]	[11] Hydraulic
765 IQ		01/09→						
1.3	1NR-FE	1329cc	∅ 72.50	4 Cyl.	16V	74kW/101PS	DOHC	TD21740
							FOL198 (x16) [11]	[11] Hydraulic


KIT


766 ISIS		07/04→						
1.8	1ZZ-FE	1794cc	Ø 79.00	4 Cyl.	16V	92/95/105kW	DOHC	TD13368
CAM963								
CAM964								
1.8	2ZR-FAE	1798cc	Ø 80.50	4 Cyl.	16V	108kW/147PS	DOHC	TD21731
2.0	3ZR-FAE	1987cc	Ø 80.50	4 Cyl.	16V	112-116kW/152-158PS	DOHC	TD21733
							FOL198 (x16) [11]	[11] Hydraulic
767 Kluger		05/07→						
3.5	2GR-FE	3456cc	Ø 94.00	6 Cyl.	24V	197kW/268PS	DOHC	TD19296
							FOL198 (x24) [11]	[11] Hydraulic
768 Liteace		10/97→08/01						
1.8	1ZZ-FE	1794cc	Ø 79.00	4 Cyl.	16V	92/95/105kW	DOHC	TD13368
CAM963								
CAM964								
769 Matrix		09/01→02/04						
1.8	1ZZ-FE	1794cc	Ø 79.00	4 Cyl.	16V	92/95/105kW	DOHC	TD13368
CAM963								
CAM964								
770 MR2 III		10/99→06/07						
1.8	1ZZ-FE	1794cc	Ø 79.00	4 Cyl.	16V	92/95/105kW	DOHC	TD13368
CAM963								
CAM964								
771 Noah/Voxy		06/07→09/13						
1.8	2ZR-FXE	1798cc	Ø 80.50	4 Cyl.	16V	73-73kW/99-99PS	DOHC	TD22621
2.0	3ZR-FAE	1987cc	Ø 80.50	4 Cyl.	16V	112-116kW/152-158PS	DOHC	TD21733
							FOL198 (x16) [11]	[11] Hydraulic
772 OPA		04/00→08/03						
1.8	1ZZ-FE	1794cc	Ø 79.00	4 Cyl.	16V	92/95/105kW	DOHC	TD13368
CAM963								
CAM964								
773 Passo		01/08→01/10						
1.3	1NR-FE	1329cc	Ø 72.50	4 Cyl.	16V	74kW/101PS	DOHC	TD21740
							FOL198 (x16) [11]	[11] Hydraulic
774 Premio		07/07→						
1.8	2ZR-FAE	1798cc	Ø 80.50	4 Cyl.	16V	108kW/147PS	DOHC	TD21731
2.0	3ZR-FAE	1987cc	Ø 80.50	4 Cyl.	16V	112-116kW/152-158PS	DOHC	TD21733
							FOL198 (x16) [11]	[11] Hydraulic



775 Previa		02/00→01/06						
3.5	2GR-FE	3456cc	∅ 94.00	6 Cyl.	24V	197kW/268PS	DOHC	TD19296
							FOL198 (x24) [11]	[11] Hydraulic
776 Prius		04/09→						
1.8	2ZR-FXE	1798cc	∅ 80.50	4 Cyl.	16V	73-73kW/99-99PS	DOHC	TD22621
							FOL198 (x16) [11]	[11] Hydraulic
777 RAV 4		08/00→11/05						
1.8	1ZZ-FE	1794cc	∅ 79.00	4 Cyl.	16V	92/95/105kW	DOHC	TD13368
	CAM963							
	CAM964							
2.0	3ZR-FAE	1987cc	∅ 80.50	4 Cyl.	16V	112-116kW/152-158PS	DOHC	TD21733
							FOL198 (x16) [11]	[11] Hydraulic
3.5	2GR-FE	3456cc	∅ 94.00	6 Cyl.	24V	197kW/268PS	DOHC	TD19296
							FOL198 (x24) [11]	[11] Hydraulic
778 Urban Cruiser		04/09→						
1.3	1NR-FE	1329cc	∅ 72.50	4 Cyl.	16V	74kW/101PS	DOHC	TD21740
							FOL198 (x16) [11]	[11] Hydraulic
779 Venza		11/08→						
3.5	2GR-FE	3456cc	∅ 94.00	6 Cyl.	24V	197kW/268PS	DOHC	TD19296
							FOL198 (x24) [11]	[11] Hydraulic
780 Verso		04/09→						
1.3	1NR-FE	1329cc	∅ 72.50	4 Cyl.	16V	74kW/101PS	DOHC	TD21740
1.6	1ZR-FAE	1598cc	∅ 80.50	4 Cyl.	16V	97kW/132PS	DOHC	TD21730
1.8	2ZR-FAE	1798cc	∅ 80.50	4 Cyl.	16V	108kW/147PS	DOHC	TD21731
							FOL198 (x16) [11]	[11] Hydraulic
781 Vista		06/98→08/03						
1.8	1ZZ-FE	1794cc	∅ 79.00	4 Cyl.	16V	92/95/105kW	DOHC	TD13368
	CAM963							
	CAM964							
782 WILL VS		03/01→04/04						
1.8	1ZZ-FE	1794cc	∅ 79.00	4 Cyl.	16V	92/95/105kW	DOHC	TD13368
	CAM963							
	CAM964							



783 Wish MPV 04/03→03/09

1.8	1ZZ-FE	1794cc	Ø 79.00	4 Cyl.	16V	92/95/105kW	DOHC	TD13368
------------	---------------	--------	---------	--------	------------	-------------	------	----------------

CAM963
CAM964

1.8	2ZR-FAE	1798cc	Ø 80.50	4 Cyl.	16V	108kW/147PS	DOHC	TD21731
------------	----------------	--------	---------	--------	------------	-------------	------	----------------

2.0	3ZR-FAE	1987cc	Ø 80.50	4 Cyl.	16V	112-116kW/152-158PS	DOHC	TD21733
------------	----------------	--------	---------	--------	------------	---------------------	------	----------------

FOL198 (x16) [11]

[11] Hydraulic

784 Yaris 11/05→

1.3	1NR-FE	1329cc	Ø 72.50	4 Cyl.	16V	74kW/101PS	DOHC	TD21740
------------	---------------	--------	---------	--------	------------	------------	------	----------------

FOL198 (x16) [11]

[11] Hydraulic

1.8	1ZZ-FE	1794cc	Ø 79.00	4 Cyl.	16V	92/95/105kW	DOHC	TD13368
------------	---------------	--------	---------	--------	------------	-------------	------	----------------

CAM963
CAM964

1.8	2ZR-FE	1798cc	Ø 80.50	4 Cyl.	16V	98-103kW/133_140PS	DOHC	TD19815
------------	---------------	--------	---------	--------	------------	--------------------	------	----------------

FOL198 (x16) [11]

[11] Hydraulic


785 Adam 10/12→

1.4	A 14 XEL	1398cc	Ø 73.40	4 Cyl.	16V	64kW/87PS	DOHC	TD24743
						FOL183 (x16)	FOL167 (x16) [11]	[11] Hydraulic
1.4	A 14 XER	1398cc	Ø 73.40	4 Cyl.	16V	74kW/101PS	DOHC	TD24542
CAM917 ■ CAM907 ■						FOL183 (x16)	FOL167 (x16) [11]	[11] Hydraulic

786 Agila Mk I (A) 02/00→03/08

1.0	Z 10 XE	973cc	Ø 72.50	3 Cyl.	12V	43kW/58PS	DOHC	TD17630
1.0	Z 10 XEP	998cc	Ø 73.40	3 Cyl.	12V	44kW/60PS	DOHC	TD19349
CAM918 ■ CAM809 ■						FOL183 (x12)	FOL167 (x12) [11]	[11] Hydraulic
1.2	Z 12 XE	1199cc	Ø 72.50	4 Cyl.	16V	55kW/75PS	DOHC	TD17935
CAM917 ■ CAM907 ■						FOL183 (x16)	FOL167 (x16) [11]	[11] Hydraulic
1.2	Z 12 XEP	1229cc	Ø 73.40	4 Cyl.	16V	59kW/80PS	DOHC	TD19350
CAM929 ■ CAM907 ■						FOL183 (x16)	FOL167 (x16) [11]	[11] Hydraulic

787 Agila Mk II (B) 01/08→

1.3 Diesel	D13A	1248cc	Ø 69.60	4 Cyl.	16V	55kW/75PS	DOHC	TD25752
1.3 Diesel	Z 13 DTJ	1248cc	Ø 69.60	4 Cyl.	16V	55kW/75PS	DOHC	TD19348
CAM711 ■ CAM712 ■						FOL233 (x16)	FOL187 (x16) [11]	[11] Hydraulic

788 Antara 08/06→

2.0 Diesel	Z 20 DM	1991cc	Ø 83.00	4 Cyl.	16V	93kW/126PS	DOHC	TD24741
2.0 Diesel	Z 20 DMH	1991cc	Ø 83.00	4 Cyl.	16V	110kW/150PS	DOHC	TD19219
						FOL218 ■ (x4) FOL219 ■ (x4)		
2.4	Z 24 XED	2405cc	Ø 87.50	4 Cyl.	16V	104kW/141PS	DOHC	TD19221
CAM462 ■ CAM463 ■							FOL107 (x16) [11]	[11] Hydraulic
3.0	A 30 XH	2997cc	Ø 89.00	6 Cyl.	24V	188kW/256PS	DOHC	TD24990
							FOL199 (x24) [11]	[11] Hydraulic

789 Arena 03/98→08/01

1.9 Diesel	F8Q 600	1870cc	Ø 80.00	4 Cyl.	8V	44kW/60PS	SOHC	TD21360
1.9 Diesel	F8Q 606	1870cc	Ø 80.00	4 Cyl.	8V	44kW/60PS	SOHC	TD21358
CAM664							FOL180 (x8) [7][13]	[7] Height: 26.5mm [13] Mechanical
2.5 Diesel	S8U 758	2499cc	Ø 93.00	4 Cyl.	8V	55-58kW/75-79PS	SOHC	TD22883
2.5 Diesel	S8U 780	2499cc	Ø 93.00	4 Cyl.	8V	55kW/75PS	SOHC	TD22884
2.5 Diesel	S8U 782	2499cc	Ø 93.00	4 Cyl.	8V	55kW/75PS	SOHC	TD22885
CAM718								



790 Astra		09/79→08/86						
1.3	13 S	1297cc	∅ 75.00	4 Cyl.	8V	42-55kW/57-75PS	SOHC	TD17561
CAM316			CKS2316			FOL40 (x8)	FOL38 (x8) [11] TTP1 (x8)	[11] Hydraulic
1.6	16 SH	1598cc	∅ 80.00	4 Cyl.	8V	66kW/89PS	SOHC	TD17564
CAM317						FOL40 (x8)	FOL38 (x8) [11] TTP1 (x8)	[11] Hydraulic
1.6 Diesel	16 D	1598cc	∅ 80.00	4 Cyl.	8V	40kW/54PS	SOHC	TD17563
CAM341						FOL40 (x8)	FOL38 (x8) [11] TTP1 (x8)	[11] Hydraulic

791 Astra Mk II		09/84→08/93						
1.3	13 S	1297cc	∅ 75.00	4 Cyl.	8V	42-55kW/57-75PS	SOHC	TD17561
CAM316			CKS2316			FOL40 (x8)	FOL38 (x8) [11] TTP1 (x8)	[11] Hydraulic
1.4	14 NV	1389cc	∅ 77.60	4 Cyl.	8V	53-55kW/72-75PS	SOHC	TD17562
CAM365						FOL40 (x8)	FOL38 (x8) [11] TTP1 (x8)	[11] Hydraulic
1.4	C 14 NZ	1389cc	∅ 77.60	4 Cyl.	8V	44kW/60PS	SOHC	TD17581
CAM369			CKS2369			FOL40 (x8)	FOL38 (x8) [11] TTP1 (x8)	[11] Hydraulic
1.5 Diesel	15 DT (T4EC1)	1488cc	∅ 76.00	4 Cyl.	8V	49-53kW/67-72PS	SOHC	TD18227
CAM452								
1.6	16 SV	1598cc	∅ 79.00	4 Cyl.	8V	60kW/82PS	SOHC	TD17565
1.6	C 16 NZ	1598cc	∅ 79.00	4 Cyl.	8V	55kW/75PS	SOHC	TD17583
CAM359						FOL40 (x8)	FOL38 (x8) [11] TTP1 (x8)	[11] Hydraulic
1.6	16 SH	1598cc	∅ 80.00	4 Cyl.	8V	66kW/89PS	SOHC	TD17564
CAM317						FOL40 (x8)	FOL38 (x8) [11] TTP1 (x8)	[11] Hydraulic
1.6 Diesel	16 DA	1598cc	∅ 80.00	4 Cyl.	8V	40kW/54PS	SOHC	TD17601
CAM341			CKS2364			FOL40 (x8)	FOL38 (x8) [11] TTP1 (x8)	[11] Hydraulic
→eng.14498630			eng.14498631→					
CAM364			CKS4364					
eng.14498631→			eng.14498631→					
2.0	20 NE	1998cc	∅ 86.00	4 Cyl.	8V	85kW/116PS	SOHC	TD17637
2.0	C 20 NE	1998cc	∅ 86.00	4 Cyl.	8V	85kW/115PS	SOHC	TD17584
CAM361			CKS2361			FOL40 (x8)	FOL38 (x8) [11] TTP1 (x8)	[11] Hydraulic
2.0	20 SEH	1998cc	∅ 86.00	4 Cyl.	8V	95kW/129PS	SOHC	TD17574
CAM429						FOL40 (x8)	FOL38 (x8) [11] TTP1 (x8)	[11] Hydraulic
2.0	20 XE	1998cc	∅ 86.00	4 Cyl.	16V	115kW/156PS	DOHC	TD17605
							FOL142 (x16) [11]	[11] Hydraulic

792 Astra Mk III (F)		03/91→03/01						
1.4	14 NV	1389cc	∅ 77.60	4 Cyl.	8V	53-55kW/72-75PS	SOHC	TD17562
CAM365						FOL40 (x8)	FOL38 (x8) [11] TTP1 (x8)	[11] Hydraulic
1.4	C 14 NZ	1389cc	∅ 77.60	4 Cyl.	8V	44kW/60PS	SOHC	TD17581
CAM369			CKS2369			FOL40 (x8)	FOL38 (x8) [11] TTP1 (x8)	[11] Hydraulic
1.4	C 14 SE	1389cc	∅ 77.60	4 Cyl.	8V	60kW/81PS	SOHC	TD17582
CAM451						FOL40 (x8)	FOL38 (x8) [11] TTP1 (x8)	[11] Hydraulic

**792 Astra Mk III (F)**

03/91→03/01

1.4	X 14 XE	1389cc	Ø 77.60	4 Cyl.	16V	66kW/89PS	DOHC	TD17589
CAM456 ■ CAM457 ■							FOL107 (x16) [11]	[11] Hydraulic
1.6	C 16 NZ	1598cc	Ø 79.00	4 Cyl.	8V	55kW/75PS	SOHC	TD17583
CAM359						FOL40 (x8)	FOL38 (x8) [11] TTP1 (x8)	[11] Hydraulic
1.6	C 16 SE	1598cc	Ø 79.00	4 Cyl.	8V	74kW/100PS	SOHC	TD17608
						FOL40 (x8)	FOL38 (x8) [11] TTP1 (x8)	[11] Hydraulic
1.6	X 16 SZ	1598cc	Ø 79.00	4 Cyl.	8V	52kW/71PS	SOHC	TD17622
CAM931						FOL40 (x8)	FOL38 (x8) [11] TTP1 (x8)	[11] Hydraulic
1.6	X 16 SZR	1598cc	Ø 79.00	4 Cyl.	8V	55kW/75PS	SOHC	TD17623
CAM735 eng.02HV1801→						FOL40 (x8)	FOL38 (x8) [11] TTP1 (x8)	[11] Hydraulic
1.6	X 16 XEL	1598cc	Ø 79.00	4 Cyl.	16V	74kW/100PS	DOHC	TD17590
CAM456 ■ CAM457 ■ →eng.W1285446;W7154258 CAM723 ■ eng.W1285447;W7154259→							FOL107 (x16) [11]	[11] Hydraulic
1.7 Diesel	17 DT (TC4EE1)	1686cc	Ø 79.00	4 Cyl.	8V	60kW/81PS	SOHC	TD22846
CAM452								
1.8	C 18 NZ	1796cc	Ø 84.80	4 Cyl.	8V	66kW/89PS	SOHC	TD17610
CAM361			CKS2361			FOL40 (x8)	FOL38 (x8) [11] TTP1 (x8)	[11] Hydraulic
1.8	C 18 XE	1796cc	Ø 81.60	4 Cyl.	16V	92kW/125PS	DOHC	TD17611
1.8	C 18 XEL	1796cc	Ø 81.60	4 Cyl.	16V	85kW/116PS	DOHC	TD17636
1.8	X 18 XE	1796cc	Ø 81.60	4 Cyl.	16V	85kW/116PS	DOHC	TD17625
CAM462 ■ CAM463 ■							FOL107 (x16) [11]	[11] Hydraulic
2.0	C 20 NE	1998cc	Ø 86.00	4 Cyl.	8V	85kW/115PS	SOHC	TD17584
CAM361			CKS2361			FOL40 (x8)	FOL38 (x8) [11] TTP1 (x8)	[11] Hydraulic
2.0	X 20 XEV	1998cc	Ø 86.00	4 Cyl.	16V	100kW/136PS	DOHC	TD17594
CAM462 ■ CAM463 ■							FOL107 (x16) [11]	[11] Hydraulic

793 Astra Mk IV (G)

02/98→10/05

1.2	X 12 XE	1199cc	Ø 72.50	4 Cyl.	16V	48kW/65PS	DOHC	TD17620
1.2	Z 12 XE	1199cc	Ø 72.50	4 Cyl.	16V	55kW/75PS	DOHC	TD17935
CAM917 ■ CAM907 ■						FOL183 (x16)	FOL167 (x16) [11]	[11] Hydraulic
1.4	C 14 NZ	1389cc	Ø 77.60	4 Cyl.	8V	44kW/60PS	SOHC	TD17581
CAM369			CKS2369			FOL40 (x8)	FOL38 (x8) [11] TTP1 (x8)	[11] Hydraulic
1.4	X 14 XE	1389cc	Ø 77.60	4 Cyl.	16V	66kW/89PS	DOHC	TD17589
1.4	Z 14 XE	1389cc	Ø 77.60	4 Cyl.	16V	66kW/89PS	DOHC	TD17631
CAM456 ■ CAM457 ■							FOL107 (x16) [11]	[11] Hydraulic
1.6	X 16 SZR	1598cc	Ø 79.00	4 Cyl.	8V	55kW/75PS	SOHC	TD17623
CAM735 eng.02HV1801→						FOL40 (x8)	FOL38 (x8) [11] TTP1 (x8)	[11] Hydraulic



793 Astra Mk IV (G)

02/98→10/05

1.6	Z 16 SE	1598cc	∅ 79.00	4 Cyl.	8V	62-64kW/84-87PS	SOHC	TD17632
CAM735						FOL40 (x8)	FOL38 (x8) [11] TTP1 (x8)	[11] Hydraulic
1.6	Z 16 XE	1598cc	∅ 79.00	4 Cyl.	16V	63-74kW/85-101PS	DOHC	TD17937
CAM456 ■ CAM457 ■							FOL107 (x16) [11]	[11] Hydraulic
1.6	X 16 XEL	1598cc	∅ 79.00	4 Cyl.	16V	74kW/100PS	DOHC	TD17590
CAM456 ■ CAM457 ■ →eng.W1285446;W7154258 CAM723 ■ eng.W1285447;W7154259→							FOL107 (x16) [11]	[11] Hydraulic
1.7 Diesel	Y 17 DT	1686cc	∅ 79.00	4 Cyl.	16V	55kW/75PS	DOHC	TD18380
1.7 Diesel	Z 17 DTL	1686cc	∅ 79.00	4 Cyl.	16V	59kW/80PS	DOHC	TD17945
CAM724 ■ CAM725 ■							FOL178 (x16) [11]	[11] Hydraulic
1.8	Z 18 XE	1796cc	∅ 80.50	4 Cyl.	16V	87-92kW/118-125PS	DOHC	TD17633
							FOL107 (x16) [11]	[11] Hydraulic
2.0	X 20 XEV	1998cc	∅ 86.00	4 Cyl.	16V	100kW/136PS	DOHC	TD17594
CAM462 ■ CAM463 ■							FOL107 (x16) [11]	[11] Hydraulic
2.0 Diesel	X 20 DTL	1995cc	∅ 84.00	4 Cyl.	16V	60kW/81PS	SOHC	TD17627
2.0 Diesel	Y 20 DTH	1995cc	∅ 84.00	4 Cyl.	16V	74kW/100PS	SOHC	TD17924
2.0 Diesel	Y 20 DTL	1995cc	∅ 84.00	4 Cyl.	16V	60kW/81PS	SOHC	TD17926
2.2 Diesel	Y 22 DTR	2172cc	∅ 84.00	4 Cyl.	16V	92kW/125PS	SOHC	TD17629
CAM650						FOL208 (x8)	FOL107 (x16) [11]	[11] Hydraulic

794 Astra Mk V (H)

01/04→11/11

1.3 Diesel	Z 13 DTH	1248cc	∅ 69.60	4 Cyl.	16V	66-74kW/90-101PS	DOHC	TD18654
CAM711 ■ CAM712 ■						FOL233 (x16)	FOL187 (x16) [11]	[11] Hydraulic
1.4	Z 14 XEP	1364cc	∅ 73.40	4 Cyl.	16V	66kW/89PS	DOHC	TD18228
CAM929 ■ CAM907 ■						FOL183 (x16)	FOL167 (x16) [11]	[11] Hydraulic
1.6	Z 16 LET	1598cc	∅ 79.00	4 Cyl.	16V	132kW/180PS	DOHC	TD19347
CAM456 ■							FOL107 (x16) [11]	[11] Hydraulic
1.7 Diesel	A 17 DTJ	1686cc	∅ 79.00	4 Cyl.	16V	81kW/110PS	DOHC	TD24659
1.7 Diesel	A 17 DTR	1686cc	∅ 79.00	4 Cyl.	16V	92kW/125PS	DOHC	TD20165
1.7 Diesel	Z 17 DTJ	1686cc	∅ 79.00	4 Cyl.	16V	81kW/110PS	DOHC	TD24045
1.7 Diesel	Z 17 DTR	1686cc	∅ 79.00	4 Cyl.	16V	92kW/125PS	DOHC	TD21871
CAM946 ■ CAM947 ■								
1.7 Diesel	Z 17 DTH	1686cc	∅ 79.00	4 Cyl.	16V	74kW/100PS	DOHC	TD17941
1.7 Diesel	Z 17 DTL	1686cc	∅ 79.00	4 Cyl.	16V	59kW/80PS	DOHC	TD17945
CAM724 ■ CAM725 ■							FOL178 (x16) [11]	[11] Hydraulic
1.8	Z 18 XE	1796cc	∅ 80.50	4 Cyl.	16V	87-92kW/118-125PS	DOHC	TD17633
							FOL107 (x16) [11]	[11] Hydraulic
1.9 Diesel	Z 19 DTL	1910cc	∅ 82.00	4 Cyl.	8V	74kW/100PS	DOHC	TD20149
CAM654							FOL104 (x8) [13]	[13] Mechanical


794 Astra Mk V (H)

01/04→11/11

1.9 Diesel	Z 19 DTH	1910cc	Ø 82.00	4 Cyl.	16V	110kW/150PS	DOHC	TD18016
1.9 Diesel	Z 19 DTJ	1910cc	Ø 82.00	4 Cyl.	16V	88kW/120PS	DOHC	TD18017
CAM948 →eng.82167147;81076999 CAM944 eng.82167148;81077000→ CAM949 →eng.82167147;81076999 CAM945 eng.82167148;81077000→				FOL236 (x16) →eng.17180894 FOL235 (x16) eng.17180895→		FOL187 (x16) [11]		[11] Hydraulic
2.0	Z 20 LEL	1998cc	Ø 86.00	4 Cyl.	16V	125kW/170PS	DOHC	TD18019
2.0	Z 20 LER	1998cc	Ø 86.00	4 Cyl.	16V	147kW/200PS	DOHC	TD20352
						FOL107 (x16) [11]		[11] Hydraulic

795 Astra Mk VI (J)

03/00→10/05

1.3 Diesel	A 13 DTE	1248cc	Ø 69.60	4 Cyl.	16V	70kW/95PS	DOHC	TD24232
CAM711 CAM712				FOL233 (x16)		FOL187 (x16) [11]		[11] Hydraulic
1.4	A 14 NEL	1364cc	Ø 72.50	4 Cyl.	16V	88kW/120PS	DOHC	TD24744
1.4	A 14 NET	1364cc	Ø 72.50	4 Cyl.	16V	103kW/140PS	DOHC	TD24731
1.4	A 14 XEL	1398cc	Ø 73.40	4 Cyl.	16V	64kW/87PS	DOHC	TD24743
				FOL183 (x16)		FOL167 (x16) [11]		[11] Hydraulic
1.4	A 14 XER	1398cc	Ø 73.40	4 Cyl.	16V	74kW/101PS	DOHC	TD24542
CAM917 CAM907				FOL183 (x16)		FOL167 (x16) [11]		[11] Hydraulic
1.6 Diesel	B 16 DTH	1598cc	Ø 79.00	4 Cyl.	16V	99kW/135PS	DOHC	TD27816
1.6 Diesel	B 16 DTL	1598cc	Ø 79.00	4 Cyl.	16V	81kW/110PS	DOHC	TD28884
				FOL209 (x16)		FOL192 (x16) [11]		[11] Hydraulic
1.7 Diesel	A 17 DTC	1686cc	Ø 79.00	4 Cyl.	16V	81kW/110PS	DOHC	TD25259
1.7 Diesel	A 17 DTE	1686cc	Ø 79.00	4 Cyl.	16V	81kW/110PS	DOHC	TD25742
1.7 Diesel	A 17 DTF	1686cc	Ø 79.00	4 Cyl.	16V	96kW/131PS	DOHC	TD25744
1.7 Diesel	A 17 DTJ	1686cc	Ø 79.00	4 Cyl.	16V	81kW/110PS	DOHC	TD24659
1.7 Diesel	A 17 DTL	1686cc	Ø 79.00	4 Cyl.	16V	74kW/101PS	DOHC	TD25741
1.7 Diesel	A 17 DTR	1686cc	Ø 79.00	4 Cyl.	16V	92kW/125PS	DOHC	TD20165
1.7 Diesel	A 17 DTS	1686cc	Ø 79.00	4 Cyl.	16V	96kW/131PS	DOHC	TD24732
CAM946 CAM947								
1.7 Diesel	Z 17 DTH	1686cc	Ø 79.00	4 Cyl.	16V	74kW/100PS	DOHC	TD17941
CAM724 CAM725						FOL178 (x16) [11]		[11] Hydraulic
2.0 Diesel	A 20 DTH	1956cc	Ø 83.00	4 Cyl.	16V	118kW/160PS	DOHC	TD22603
CAM944 CAM945				FOL235 (x16)		FOL187 (x16) [11]		[11] Hydraulic
2.2	Z 22 SE	2198cc	Ø 86.00	4 Cyl.	16V	108kW/147PS	DOHC	TD17683
CAM951 CAM952						FOL199 (x16) [11]		[11] Hydraulic



796 Astramax		08/85→10/94						
1.3	13 N	1297cc	∅ 75.00	4 Cyl.	8V	39-44kW/53-60PS	SOHC	TD17558
1.3	13 NB	1297cc	∅ 75.00	4 Cyl.	8V	44kW/60PS	SOHC	TD17560
CAM366						FOL40 (x8)	FOL38 (x8) [11] TTP1 (x8)	[11] Hydraulic
1.3	13 S	1297cc	∅ 75.00	4 Cyl.	8V	42-55kW/57-75PS	SOHC	TD17561
CAM316			CKS2316			FOL40 (x8)	FOL38 (x8) [11] TTP1 (x8)	[11] Hydraulic
1.4	14 NV	1389cc	∅ 77.60	4 Cyl.	8V	53-55kW/72-75PS	SOHC	TD17562
CAM365						FOL40 (x8)	FOL38 (x8) [11] TTP1 (x8)	[11] Hydraulic
1.4	C 14 NZ	1389cc	∅ 77.60	4 Cyl.	8V	44kW/60PS	SOHC	TD17581
CAM369			CKS2369			FOL40 (x8)	FOL38 (x8) [11] TTP1 (x8)	[11] Hydraulic
1.6	16 SV	1598cc	∅ 79.00	4 Cyl.	8V	60kW/82PS	SOHC	TD17565
1.6	C 16 NZ	1598cc	∅ 79.00	4 Cyl.	8V	55kW/75PS	SOHC	TD17583
CAM359						FOL40 (x8)	FOL38 (x8) [11] TTP1 (x8)	[11] Hydraulic
1.6 Diesel	16 DA	1598cc	∅ 80.00	4 Cyl.	8V	40kW/54PS	SOHC	TD17601
CAM341 →eng.14498630			CKS2364 eng.14498631→			FOL40 (x8)	FOL38 (x8) [11] TTP1 (x8)	[11] Hydraulic
CAM364 eng.14498631→			CKS4364 eng.14498631→					

797 Astravan Mk III (F)		01/91→08/98						
1.4	C 14 NZ	1389cc	∅ 77.60	4 Cyl.	8V	44kW/60PS	SOHC	TD17581
CAM369			CKS2369			FOL40 (x8)	FOL38 (x8) [11] TTP1 (x8)	[11] Hydraulic
1.6	C 16 NZ	1598cc	∅ 79.00	4 Cyl.	8V	55kW/75PS	SOHC	TD17583
CAM359						FOL40 (x8)	FOL38 (x8) [11] TTP1 (x8)	[11] Hydraulic
1.6	X 16 SZ	1598cc	∅ 79.00	4 Cyl.	8V	52kW/71PS	SOHC	TD17622
CAM931						FOL40 (x8)	FOL38 (x8) [11] TTP1 (x8)	[11] Hydraulic

798 Astravan Mk IV (G)		08/98→08/06						
1.6	X 16 SZR	1598cc	∅ 79.00	4 Cyl.	8V	55kW/75PS	SOHC	TD17623
CAM735 eng.02HV1801→						FOL40 (x8)	FOL38 (x8) [11] TTP1 (x8)	[11] Hydraulic
1.6	Z 16 SE	1598cc	∅ 79.00	4 Cyl.	8V	62-64kW/84-87PS	SOHC	TD17632
CAM735						FOL40 (x8)	FOL38 (x8) [11] TTP1 (x8)	[11] Hydraulic
1.7 Diesel	Y 17 DT	1686cc	∅ 79.00	4 Cyl.	16V	55kW/75PS	DOHC	TD18380
1.7 Diesel	Z 17 DTL	1686cc	∅ 79.00	4 Cyl.	16V	59kW/80PS	DOHC	TD17945
CAM724 ■ CAM725 ■							FOL178 (x16) [11]	[11] Hydraulic
2.0 Diesel	X 20 DTL	1995cc	∅ 84.00	4 Cyl.	16V	60kW/81PS	SOHC	TD17627
2.0 Diesel	Y 20 DTH	1995cc	∅ 84.00	4 Cyl.	16V	74kW/100PS	SOHC	TD17924
CAM650						FOL208 (x8)	FOL107 (x16) [11]	[11] Hydraulic


799 Astravan Mk V (H)

03/05→

1.3 Diesel	Z 13 DTH	1248cc	Ø 69.60	4 Cyl.	16V	66-74kW/90-101PS	DOHC	TD18654
CAM711 ■						FOL233 (x16)	FOL187 (x16) [11]	[11] Hydraulic
CAM712 ■								
1.4	Z 14 XEP	1364cc	Ø 73.40	4 Cyl.	16V	66kW/89PS	DOHC	TD18228
CAM929 ■						FOL183 (x16)	FOL167 (x16) [11]	[11] Hydraulic
CAM907 ■								
1.7 Diesel	A 17 DTJ	1686cc	Ø 79.00	4 Cyl.	16V	81kW/110PS	DOHC	TD24659
1.7 Diesel	A 17 DTR	1686cc	Ø 79.00	4 Cyl.	16V	92kW/125PS	DOHC	TD20165
1.7 Diesel	Z 17 DTJ	1686cc	Ø 79.00	4 Cyl.	16V	81kW/110PS	DOHC	TD24045
1.7 Diesel	Z 17 DTR	1686cc	Ø 79.00	4 Cyl.	16V	92kW/125PS	DOHC	TD21871
CAM946 ■								
CAM947 ■								
1.7 Diesel	Z 17 DTL	1686cc	Ø 79.00	4 Cyl.	16V	59kW/80PS	DOHC	TD17945
CAM724 ■							FOL178 (x16) [11]	[11] Hydraulic
CAM725 ■								
1.9 Diesel	Z 19 DTH	1910cc	Ø 82.00	4 Cyl.	16V	110kW/150PS	DOHC	TD18016
CAM948 ■						FOL236 (x16)	FOL187 (x16) [11]	[11] Hydraulic
→eng.82167147;81076999						→eng.17180894		
CAM944 ■						FOL235 (x16)		
eng.82167148;81077000→						eng.17180895→		
CAM949 ■								
→eng.82167147;81076999								
CAM945 ■								
eng.82167148;81077000→								

800 Belmont Mk II

09/85→12/91

1.3	13 S	1297cc	Ø 75.00	4 Cyl.	8V	42-55kW/57-75PS	SOHC	TD17561
CAM316						CKS2316	FOL40 (x8)	FOL38 (x8) [11] TTP1 (x8)
								[11] Hydraulic
1.4	C 14 NZ	1389cc	Ø 77.60	4 Cyl.	8V	44kW/60PS	SOHC	TD17581
CAM369						CKS2369	FOL40 (x8)	FOL38 (x8) [11] TTP1 (x8)
								[11] Hydraulic
1.5 Diesel	15 DT	1488cc	Ø 76.00	4 Cyl.	8V	53kW/72PS	SOHC	TD17578
1.5 Diesel	15 DT (T4EC1)	1488cc	Ø 76.00	4 Cyl.	8V	49-53kW/67-72PS	SOHC	TD18227
CAM452								
1.6	16 SV	1598cc	Ø 79.00	4 Cyl.	8V	60kW/82PS	SOHC	TD17565
CAM359						FOL40 (x8)	FOL38 (x8) [11] TTP1 (x8)	[11] Hydraulic
1.6	16 SH	1598cc	Ø 80.00	4 Cyl.	8V	66kW/89PS	SOHC	TD17564
CAM317						FOL40 (x8)	FOL38 (x8) [11] TTP1 (x8)	[11] Hydraulic
1.6 Diesel	16 DA	1598cc	Ø 80.00	4 Cyl.	8V	40kW/54PS	SOHC	TD17601
CAM341						CKS2364	FOL40 (x8)	FOL38 (x8) [11] TTP1 (x8)
→eng.14498630						eng.14498631→		[11] Hydraulic
CAM364						CKS4364		
eng.14498631→						eng.14498631→		



801 Calibra		06/90→07/97						
2.0	C 20 NE	1998cc	∅ 86.00	4 Cyl.	8V	85kW/115PS	SOHC	TD17584
CAM361		CKS2361		FOL40 (x8)		FOL38 (x8) [11] TTP1 (x8)	[11] Hydraulic	
2.0	C 20 LET	1998cc	∅ 86.00	4 Cyl.	16V	150kW/204PS	DOHC	TD17612
						FOL107 (x16) [11] →eng.14003804 FOL142 (x16) [11] eng.14003805→	[11] Hydraulic	
2.0	X 20 XEV	1998cc	∅ 86.00	4 Cyl.	16V	100kW/136PS	DOHC	TD17594
CAM462 ■ CAM463 ■						FOL107 (x16) [11]	[11] Hydraulic	
802 Carlton Mk III		09/86→03/94						
1.8	18 NV	1796cc	∅ 84.80	4 Cyl.	8V	60kW/81PS	SOHC	TD17569
1.8	E 18 NVR	1796cc	∅ 84.80	4 Cyl.	8V	65kW/88PS	SOHC	TD17588
CAM402				FOL40 (x8)		FOL38 (x8) [11] TTP1 (x8)	[11] Hydraulic	
1.8	18 SEH	1796cc	∅ 84.80	4 Cyl.	8V	85kW/115PS	SOHC	TD17570
1.8	18 SV	1796cc	∅ 84.80	4 Cyl.	8V	66kW/89PS	SOHC	TD17571
2.0	20 SE	1998cc	∅ 86.00	4 Cyl.	8V	90kW/122PS	SOHC	TD17573
2.0	C 20 NE	1998cc	∅ 86.00	4 Cyl.	8V	85kW/115PS	SOHC	TD17584
CAM361		CKS2361		FOL40 (x8)		FOL38 (x8) [11] TTP1 (x8)	[11] Hydraulic	
3.0	C 30 SE	2969cc	∅ 95.00	6 Cyl.	24V	150kW/204PS	DOHC	TD17617
3.6	C 36 GET	3638cc	∅ 95.30	6 Cyl.	24V	277kW/377PS	DOHC	TD18379
						FOL142 (x24) [11]	[11] Hydraulic	
803 Cascada		02/13→						
1.4	A 14 NEL	1364cc	∅ 72.50	4 Cyl.	16V	88kW/120PS	DOHC	TD24744
1.4	A 14 NET	1364cc	∅ 72.50	4 Cyl.	16V	103kW/140PS	DOHC	TD24731
				FOL183 (x16)		FOL167 (x16) [11]	[11] Hydraulic	
2.0 Diesel	A 20 DTH	1956cc	∅ 83.00	4 Cyl.	16V	118kW/160PS	DOHC	TD22603
CAM944 ■ CAM945 ■				FOL235 (x16)		FOL187 (x16) [11]	[11] Hydraulic	
804 Cavalier		08/75→08/81						
1.3	13 N	1297cc	∅ 75.00	4 Cyl.	8V	39-44kW/53-60PS	SOHC	TD17558
CAM366				FOL40 (x8)		FOL38 (x8) [11] TTP1 (x8)	[11] Hydraulic	
2.0	20 S	1979cc	∅ 95.00	4 Cyl.	8V	74kW/100PS	CIH	TD17572
CAM326						FOL5 (x8) [11]	[11] Hydraulic	
805 Cavalier Mk II		09/81→08/88						
1.3	13 N	1297cc	∅ 75.00	4 Cyl.	8V	39-44kW/53-60PS	SOHC	TD17558
1.3	13 NB	1297cc	∅ 75.00	4 Cyl.	8V	44kW/60PS	SOHC	TD17560
CAM366				FOL40 (x8)		FOL38 (x8) [11] TTP1 (x8)	[11] Hydraulic	
1.3	13 S	1297cc	∅ 75.00	4 Cyl.	8V	42-55kW/57-75PS	SOHC	TD17561
CAM316		CKS2316		FOL40 (x8)		FOL38 (x8) [11] TTP1 (x8)	[11] Hydraulic	



805 Cavalier Mk II		09/81→08/88						
1.6	C 16 NZ	1598cc	∅ 79.00	4 Cyl.	8V	55kW/75PS	SOHC	TD17583
CAM359						FOL40 (x8)	FOL38 (x8) [11] TTP1 (x8)	[11] Hydraulic
1.6	16 N	1598cc	∅ 80.00	4 Cyl.	8V	51kW/69PS	SOHC	TD17602
1.6	16 SH	1598cc	∅ 80.00	4 Cyl.	8V	66kW/89PS	SOHC	TD17564
CAM317						FOL40 (x8)	FOL38 (x8) [11] TTP1 (x8)	[11] Hydraulic
1.6 Diesel	16 D	1598cc	∅ 80.00	4 Cyl.	8V	40kW/54PS	SOHC	TD17563
CAM341						FOL40 (x8)	FOL38 (x8) [11] TTP1 (x8)	[11] Hydraulic
1.6 Diesel	16 DA	1598cc	∅ 80.00	4 Cyl.	8V	40kW/54PS	SOHC	TD17601
CAM341 →eng.14498630 CAM364 eng.14498631→			CKS2364 eng.14498631→ CKS4364 eng.14498631→			FOL40 (x8)	FOL38 (x8) [11] TTP1 (x8)	[11] Hydraulic
1.8	E 18 NV	1796cc	∅ 84.80	4 Cyl.	8V	62kW/84PS	SOHC	TD17587
CAM402						FOL40 (x8)	FOL38 (x8) [11] TTP1 (x8)	[11] Hydraulic
2.0	20 NE	1998cc	∅ 86.00	4 Cyl.	8V	85kW/116PS	SOHC	TD17637
2.0	20 SE	1998cc	∅ 86.00	4 Cyl.	8V	90kW/122PS	SOHC	TD17573
2.0	C 20 NE	1998cc	∅ 86.00	4 Cyl.	8V	85kW/115PS	SOHC	TD17584
CAM361			CKS2361			FOL40 (x8)	FOL38 (x8) [11] TTP1 (x8)	[11] Hydraulic
2.0	20 SEH	1998cc	∅ 86.00	4 Cyl.	8V	95kW/129PS	SOHC	TD17574
CAM429						FOL40 (x8)	FOL38 (x8) [11] TTP1 (x8)	[11] Hydraulic
806 Cavalier Mk III		08/88→11/95						
1.4	14 NV	1389cc	∅ 77.60	4 Cyl.	8V	53-55kW/72-75PS	SOHC	TD17562
CAM365						FOL40 (x8)	FOL38 (x8) [11] TTP1 (x8)	[11] Hydraulic
1.6	16 SV	1598cc	∅ 79.00	4 Cyl.	8V	60kW/82PS	SOHC	TD17565
CAM359						FOL40 (x8)	FOL38 (x8) [11] TTP1 (x8)	[11] Hydraulic
1.6	X 16 SZ	1598cc	∅ 79.00	4 Cyl.	8V	52kW/71PS	SOHC	TD17622
CAM931						FOL40 (x8)	FOL38 (x8) [11] TTP1 (x8)	[11] Hydraulic
1.7 Diesel	17 DT (TC4EE1)	1686cc	∅ 79.00	4 Cyl.	8V	60kW/81PS	SOHC	TD22846
CAM452								
1.8	18 SV	1796cc	∅ 84.80	4 Cyl.	8V	66kW/89PS	SOHC	TD17571
1.8	C 18 NZ	1796cc	∅ 84.80	4 Cyl.	8V	66kW/89PS	SOHC	TD17610
CAM361			CKS2361			FOL40 (x8)	FOL38 (x8) [11] TTP1 (x8)	[11] Hydraulic
1.8	E 18 NVR	1796cc	∅ 84.80	4 Cyl.	8V	65kW/88PS	SOHC	TD17588
CAM402						FOL40 (x8)	FOL38 (x8) [11] TTP1 (x8)	[11] Hydraulic
2.0	20 NE	1998cc	∅ 86.00	4 Cyl.	8V	85kW/116PS	SOHC	TD17637
2.0	C 20 NE	1998cc	∅ 86.00	4 Cyl.	8V	85kW/115PS	SOHC	TD17584
CAM361			CKS2361			FOL40 (x8)	FOL38 (x8) [11] TTP1 (x8)	[11] Hydraulic
2.0	20 SEH	1998cc	∅ 86.00	4 Cyl.	8V	95kW/129PS	SOHC	TD17574
CAM429						FOL40 (x8)	FOL38 (x8) [11] TTP1 (x8)	[11] Hydraulic



806 Cavalier Mk III		08/88→11/95							
2.0	20 XE	1998cc	Ø 86.00	4 Cyl.	16V	115kW/156PS	DOHC	TD17605	
								FOL142 (x16) [11]	[11] Hydraulic
2.0	C 20 LET	1998cc	Ø 86.00	4 Cyl.	16V	150kW/204PS	DOHC	TD17612	
								FOL107 (x16) [11] →eng.14003804 FOL142 (x16) [11] eng.14003805→	[11] Hydraulic
2.0	X 20 XEV	1998cc	Ø 86.00	4 Cyl.	16V	100kW/136PS	DOHC	TD17594	
	CAM462 ■ CAM463 ■							FOL107 (x16) [11]	[11] Hydraulic
807 Combo Mk I (B)		07/94→10/01							
1.2	C 12 NZ	1196cc	Ø 72.00	4 Cyl.	8V	33kW/45PS	SOHC	TD17553	
	CAM453					FOL40 (x8)		FOL38 (x8) [11] TTP1 (x8)	[11] Hydraulic
1.2	X 12 SZ	1196cc	Ø 72.00	4 Cyl.	8V	33kW/45PS	SOHC	TD17552	
						FOL40 (x8)		FOL38 (x8) [11] TTP1 (x8)	[11] Hydraulic
1.4	C 14 NZ	1389cc	Ø 77.60	4 Cyl.	8V	44kW/60PS	SOHC	TD17581	
	CAM369		CKS2369			FOL40 (x8)		FOL38 (x8) [11] TTP1 (x8)	[11] Hydraulic
1.4	C 14 SE	1389cc	Ø 77.60	4 Cyl.	8V	60kW/81PS	SOHC	TD17582	
	CAM451					FOL40 (x8)		FOL38 (x8) [11] TTP1 (x8)	[11] Hydraulic
1.4	X 14 XE	1389cc	Ø 77.60	4 Cyl.	16V	66kW/89PS	DOHC	TD17589	
	CAM456 ■ CAM457 ■							FOL107 (x16) [11]	[11] Hydraulic
808 Combo Mk II (C)		08/01→02/12							
1.3 Diesel	Y 13 DT	1248cc	Ø 69.60	4 Cyl.	16V	51kW/70PS	DOHC	TD23798	
1.3 Diesel	Z 13 DT	1248cc	Ø 69.60	4 Cyl.	16V	51kW/70PS	DOHC	TD18361	
1.3 Diesel	Z 13 DTJ	1248cc	Ø 69.60	4 Cyl.	16V	55kW/75PS	DOHC	TD19348	
	CAM711 ■ CAM712 ■					FOL233 (x16)		FOL187 (x16) [11]	[11] Hydraulic
1.4	Z 14 XEP	1364cc	Ø 73.40	4 Cyl.	16V	66kW/89PS	DOHC	TD18228	
	CAM929 ■ CAM907 ■					FOL183 (x16)		FOL167 (x16) [11]	[11] Hydraulic
1.4	Z 14 XE	1389cc	Ø 77.60	4 Cyl.	16V	66kW/89PS	DOHC	TD17631	
	CAM456 ■ CAM457 ■							FOL107 (x16) [11]	[11] Hydraulic
1.6	Z 16 SE	1598cc	Ø 79.00	4 Cyl.	8V	62-64kW/84-87PS	SOHC	TD17632	
	CAM735					FOL40 (x8)		FOL38 (x8) [11] TTP1 (x8)	[11] Hydraulic
1.7 Diesel	Y 17 DT	1686cc	Ø 79.00	4 Cyl.	16V	55kW/75PS	DOHC	TD18380	
1.7 Diesel	Y 17 DTL	1686cc	Ø 79.00	4 Cyl.	16V	48kW/65PS	DOHC	TD18381	
1.7 Diesel	Z 17 DTH	1686cc	Ø 79.00	4 Cyl.	16V	74kW/100PS	DOHC	TD17941	
	CAM724 ■ CAM725 ■							FOL178 (x16) [11]	[11] Hydraulic

**809 Combo Mk III (D)**

11/11→

1.3 Diesel	A 13 FD	1248cc	Ø 69.60	4 Cyl.	16V	66kW/89PS	DOHC	TD26203
CAM711						FOL233 (x16)	FOL187 (x16) [11]	[11] Hydraulic
CAM712								
2.0 Diesel	A 20 FD	1956cc	Ø 83.00	4 Cyl.	16V	99kW/135PS	DOHC	TD26202
CAM949						FOL235 (x16)	FOL187 (x16) [11]	[11] Hydraulic

810 Corsa Mk I (B)

03/93→09/00

1.0	X 10 XE	973cc	Ø 72.50	3 Cyl.	12V	40kW/54PS	DOHC	TD17619
CAM802						FOL183 (x12)	FOL167 (x12) [11]	[11] Hydraulic
CAM809								
1.2	C 12 NZ	1196cc	Ø 72.00	4 Cyl.	8V	33kW/45PS	SOHC	TD17553
CAM453						FOL40 (x8)	FOL38 (x8) [11] TTP1 (x8)	[11] Hydraulic
1.2	X 12 SZ	1196cc	Ø 72.00	4 Cyl.	8V	33kW/45PS	SOHC	TD17552
						FOL40 (x8)	FOL38 (x8) [11] TTP1 (x8)	[11] Hydraulic
1.2	X 12 XE	1199cc	Ø 72.50	4 Cyl.	16V	48kW/65PS	DOHC	TD17620
CAM917						FOL183 (x16)	FOL167 (x16) [11]	[11] Hydraulic
CAM907								
1.4	C 14 NZ	1389cc	Ø 77.60	4 Cyl.	8V	44kW/60PS	SOHC	TD17581
CAM369			CKS2369			FOL40 (x8)	FOL38 (x8) [11] TTP1 (x8)	[11] Hydraulic
1.4	C 14 SE	1389cc	Ø 77.60	4 Cyl.	8V	60kW/81PS	SOHC	TD17582
CAM451						FOL40 (x8)	FOL38 (x8) [11] TTP1 (x8)	[11] Hydraulic
1.4	X 14 SZ	1389cc	Ø 77.60	4 Cyl.	8V	44kW/60PS	SOHC	TD17621
CAM950						FOL40 (x8)	FOL38 (x8) [11] TTP1 (x8)	[11] Hydraulic
1.4	C 14 SEL	1389cc	Ø 77.60	4 Cyl.	16V	63kW/86PS	DOHC	TD21363
CAM456							FOL107 (x16) [11]	[11] Hydraulic
CAM723								
1.4	X 14 XE	1389cc	Ø 77.60	4 Cyl.	16V	66kW/89PS	DOHC	TD17589
CAM456							FOL107 (x16) [11]	[11] Hydraulic
CAM457								
1.5 Diesel	15 D	1488cc	Ø 76.00	4 Cyl.	8V	37kW/50PS	SOHC	TD21906
1.5 Diesel	15 DT (T4EC1)	1488cc	Ø 76.00	4 Cyl.	8V	49-53kW/67-72PS	SOHC	TD18227
CAM452								
1.6	C 16 XE	1598cc	Ø 79.00	4 Cyl.	16V	78-80kW/106-109PS	DOHC	TD17609
1.6	X 16 XE	1598cc	Ø 79.00	4 Cyl.	16V	78kW/106PS	DOHC	TD17624
CAM456	(x2)						FOL107 (x16) [11]	[11] Hydraulic

811 Corsa Mk II (C)

08/00→10/06

1.0	Z 10 XE	973cc	Ø 72.50	3 Cyl.	12V	43kW/58PS	DOHC	TD17630
1.0	Z 10 XEP	998cc	Ø 73.40	3 Cyl.	12V	44kW/60PS	DOHC	TD19349
CAM918						FOL183 (x12)	FOL167 (x12) [11]	[11] Hydraulic
CAM809								
1.2	Z 12 XE	1199cc	Ø 72.50	4 Cyl.	16V	55kW/75PS	DOHC	TD17935
CAM917						FOL183 (x16)	FOL167 (x16) [11]	[11] Hydraulic
CAM907								
1.2	Z 12 XEP	1229cc	Ø 73.40	4 Cyl.	16V	59kW/80PS	DOHC	TD19350
CAM929						FOL183 (x16)	FOL167 (x16) [11]	[11] Hydraulic
CAM907								



811 Corsa Mk II (C)		08/00→10/06						
1.3 Diesel	Z 13 DT	1248cc	∅ 69.60	4 Cyl.	16V	51kW/70PS	DOHC	TD18361
1.3 Diesel	Z 13 DTJ	1248cc	∅ 69.60	4 Cyl.	16V	55kW/75PS	DOHC	TD19348
CAM711 ■ CAM712 ■						FOL233 (x16)	FOL187 (x16) [11]	[11] Hydraulic
1.4	Z 14 XEP	1364cc	∅ 73.40	4 Cyl.	16V	66kW/89PS	DOHC	TD18228
CAM929 ■ CAM907 ■						FOL183 (x16)	FOL167 (x16) [11]	[11] Hydraulic
1.4	Z 14 XE	1389cc	∅ 77.60	4 Cyl.	16V	66kW/89PS	DOHC	TD17631
CAM456 ■ CAM457 ■							FOL107 (x16) [11]	[11] Hydraulic
1.6	Z 16 SE	1598cc	∅ 79.00	4 Cyl.	8V	62-64kW/84-87PS	SOHC	TD17632
CAM735						FOL40 (x8)	FOL38 (x8) [11] TTP1 (x8)	[11] Hydraulic
1.7 Diesel	Y 17 DT	1686cc	∅ 79.00	4 Cyl.	16V	55kW/75PS	DOHC	TD18380
1.7 Diesel	Y 17 DTL	1686cc	∅ 79.00	4 Cyl.	16V	48kW/65PS	DOHC	TD18381
1.7 Diesel	Z 17 DTH	1686cc	∅ 79.00	4 Cyl.	16V	74kW/100PS	DOHC	TD17941
CAM724 ■ CAM725 ■							FOL178 (x16) [11]	[11] Hydraulic
1.8	Z 18 XE	1796cc	∅ 80.50	4 Cyl.	16V	87-92kW/118-125PS	DOHC	TD17633
							FOL107 (x16) [11]	[11] Hydraulic

812 Corsa Mk III (D)		07/06→						
1.0	A 10 XEP	998cc	∅ 73.40	3 Cyl.	12V	44-48kW/60-65PS	DOHC	TD24906
1.0	Z 10 XEP	998cc	∅ 73.40	3 Cyl.	12V	44kW/60PS	DOHC	TD19349
CAM918 ■ CAM809 ■						FOL183 (x12)	FOL167 (x12) [11]	[11] Hydraulic
1.2	A 12 XER	1229cc	∅ 73.40	4 Cyl.	16V	63kW/86PS	DOHC	TD24752
CAM917 ■ CAM907 ■						FOL183 (x16)	FOL167 (x16) [11]	[11] Hydraulic
1.2	Z 12 XEP	1229cc	∅ 73.40	4 Cyl.	16V	59kW/80PS	DOHC	TD19350
CAM929 ■ CAM907 ■						FOL183 (x16)	FOL167 (x16) [11]	[11] Hydraulic
1.3 Diesel	A 13 DTC	1248cc	∅ 69.60	4 Cyl.	16V	55kW/75PS	DOHC	TD24745
1.3 Diesel	A 13 DTE	1248cc	∅ 69.60	4 Cyl.	16V	70kW/95PS	DOHC	TD24232
1.3 Diesel	A 13 DTR	1248cc	∅ 69.60	4 Cyl.	16V	70kW/95PS	DOHC	TD28000
1.3 Diesel	Z 13 DTE	1248cc	∅ 69.60	4 Cyl.	16V	70kW/95PS	DOHC	TD24377
1.3 Diesel	Z 13 DTH	1248cc	∅ 69.60	4 Cyl.	16V	66-74kW/90-101PS	DOHC	TD18654
1.3 Diesel	Z 13 DTJ	1248cc	∅ 69.60	4 Cyl.	16V	55kW/75PS	DOHC	TD19348
CAM711 ■ CAM712 ■						FOL233 (x16)	FOL187 (x16) [11]	[11] Hydraulic
1.4	A 14 NEL	1364cc	∅ 72.50	4 Cyl.	16V	88kW/120PS	DOHC	TD24744
						FOL183 (x16)	FOL167 (x16) [11]	[11] Hydraulic
1.4	Z 14 XEP	1364cc	∅ 73.40	4 Cyl.	16V	66kW/89PS	DOHC	TD18228
CAM929 ■ CAM907 ■						FOL183 (x16)	FOL167 (x16) [11]	[11] Hydraulic
1.4	A 14 XER	1398cc	∅ 73.40	4 Cyl.	16V	74kW/101PS	DOHC	TD24542
CAM917 ■ CAM907 ■						FOL183 (x16)	FOL167 (x16) [11]	[11] Hydraulic
1.4	A 14 XEL	1398cc	∅ 73.40	4 Cyl.	16V	64kW/87PS	DOHC	TD24743
						FOL183 (x16)	FOL167 (x16) [11]	[11] Hydraulic


812 Corsa Mk III (D) 07/06→

1.7 Diesel	A 17 DTS	1686cc	Ø 79.00	4 Cyl.	16V	96kW/131PS	DOHC	TD24732
1.7 Diesel	Z 17 DTR	1686cc	Ø 79.00	4 Cyl.	16V	92kW/125PS	DOHC	TD21871
CAM946 ■ CAM947 ■								

813 Corsavan Mk I (B) 01/94→09/00

1.4	C 14 NZ	1389cc	Ø 77.60	4 Cyl.	8V	44kW/60PS	SOHC	TD17581
CAM369			CKS2369		FOL40 (x8)		FOL38 (x8) [11] TTP1 (x8)	[11] Hydraulic
1.5 Diesel	15 D	1488cc	Ø 76.00	4 Cyl.	8V	37kW/50PS	SOHC	TD21906
CAM452								

814 Corsavan Mk II (C) 09/00→06/06

1.2	Z 12 XE	1199cc	Ø 72.50	4 Cyl.	16V	55kW/75PS	DOHC	TD17935
CAM917 ■ CAM907 ■					FOL183 (x16)		FOL167 (x16) [11]	[11] Hydraulic
1.3 Diesel	Z 13 DT	1248cc	Ø 69.60	4 Cyl.	16V	51kW/70PS	DOHC	TD18361
CAM711 ■ CAM712 ■					FOL233 (x16)		FOL187 (x16) [11]	[11] Hydraulic
1.4	Z 14 XEP	1364cc	Ø 73.40	4 Cyl.	16V	66kW/89PS	DOHC	TD18228
CAM929 ■ CAM907 ■					FOL183 (x16)		FOL167 (x16) [11]	[11] Hydraulic
1.7 Diesel	Y 17 DT	1686cc	Ø 79.00	4 Cyl.	16V	55kW/75PS	DOHC	TD18380
1.7 Diesel	Y 17 DTL	1686cc	Ø 79.00	4 Cyl.	16V	48kW/65PS	DOHC	TD18381
CAM724 ■ CAM725 ■							FOL178 (x16) [11]	[11] Hydraulic

815 Corsavan Mk III (D) 07/06→

1.2	Z 12 XEP	1229cc	Ø 73.40	4 Cyl.	16V	59kW/80PS	DOHC	TD19350
CAM929 ■ CAM907 ■					FOL183 (x16)		FOL167 (x16) [11]	[11] Hydraulic
1.3 Diesel	A 13 DTE	1248cc	Ø 69.60	4 Cyl.	16V	70kW/95PS	DOHC	TD24232
1.3 Diesel	A 13 DTR	1248cc	Ø 69.60	4 Cyl.	16V	70kW/95PS	DOHC	TD28000
1.3 Diesel	Z 13 DTE	1248cc	Ø 69.60	4 Cyl.	16V	70kW/95PS	DOHC	TD24377
1.3 Diesel	Z 13 DTH	1248cc	Ø 69.60	4 Cyl.	16V	66-74kW/90-101PS	DOHC	TD18654
1.3 Diesel	Z 13 DTJ	1248cc	Ø 69.60	4 Cyl.	16V	55kW/75PS	DOHC	TD19348
CAM711 ■ CAM712 ■					FOL233 (x16)		FOL187 (x16) [11]	[11] Hydraulic

816 Frontera Mk I (A) 03/92→10/98

2.0	C 20 NE	1998cc	Ø 86.00	4 Cyl.	8V	85kW/115PS	SOHC	TD17584
CAM361			CKS2361		FOL40 (x8)		FOL38 (x8) [11] TTP1 (x8)	[11] Hydraulic
2.2	X 22 XE	2198cc	Ø 86.00	4 Cyl.	16V	100kW/136PS	DOHC	TD17628
CAM462 ■ CAM463 ■							FOL107 (x16) [11]	[11] Hydraulic



817 Frontera Mk II (B)		10/98→10/04						
2.2	X 22 SE	2198cc	∅ 86.00	4 Cyl.	16V	100-104kW/136-141PS	DOHC	TD17918
CAM462 ■ CAM463 ■						FOL107 (x16) [11]	[11] Hydraulic	
2.2 Diesel	X 22 DTH	2172cc	∅ 84.00	4 Cyl.	16V	85kW/116PS	SOHC	TD17916
2.2 Diesel	Y 22 DTH	2172cc	∅ 84.00	4 Cyl.	16V	85-88kW/116-120PS	SOHC	TD17928
CAM650						FOL208 (x8)	FOL107 (x16) [11]	[11] Hydraulic

818 Insignia		07/08→						
1.4	A 14 NET	1364cc	∅ 72.50	4 Cyl.	16V	103kW/140PS	DOHC	TD24731
						FOL183 (x16)	FOL167 (x16) [11]	[11] Hydraulic
2.0	A 20 NHT	1998cc	∅ 86.00	4 Cyl.	16V	162kW/220PS	DOHC	TD22594
							FOL199 (x16) [11]	[11] Hydraulic
2.0 Diesel	A 20 DTC	1956cc	∅ 83.00	4 Cyl.	16V	81kW/110PS	DOHC	TD22598
2.0 Diesel	A 20 DTE	1956cc	∅ 83.00	4 Cyl.	16V	88-103kW/120-140PS	DOHC	TD28276
2.0 Diesel	A 20 DTH	1956cc	∅ 83.00	4 Cyl.	16V	118kW/160PS	DOHC	TD22603
2.0 Diesel	A 20 DTJ	1956cc	∅ 83.00	4 Cyl.	16V	96kW/131PS	DOHC	TD22600
CAM944 ■ CAM945 ■						FOL235 (x16)	FOL187 (x16) [11]	[11] Hydraulic
2.8	A 28 NER	2792cc	∅ 89.00	6 Cyl.	24V	239kW/325PS	DOHC	TD24234
2.8	A 28 NET	2792cc	∅ 89.00	6 Cyl.	24V	191kW/260PS	DOHC	TD22596
							FOL199 (x24) [11]	[11] Hydraulic

819 Meriva Mk I (A)		01/03→06/10						
1.3 Diesel	Z 13 DTJ	1248cc	∅ 69.60	4 Cyl.	16V	55kW/75PS	DOHC	TD19348
CAM711 ■ CAM712 ■						FOL233 (x16)	FOL187 (x16) [11]	[11] Hydraulic
1.4	Z 14 XEP	1364cc	∅ 73.40	4 Cyl.	16V	66kW/89PS	DOHC	TD18228
CAM929 ■ CAM907 ■						FOL183 (x16)	FOL167 (x16) [11]	[11] Hydraulic
1.6	Z 16 SE	1598cc	∅ 79.00	4 Cyl.	8V	62-64kW/84-87PS	SOHC	TD17632
CAM735						FOL40 (x8)	FOL38 (x8) [11] TTP1 (x8)	[11] Hydraulic
1.6	Z 16 LET	1598cc	∅ 79.00	4 Cyl.	16V	132kW/180PS	DOHC	TD19347
CAM456 ■							FOL107 (x16) [11]	[11] Hydraulic
1.6	Z 16 XE	1598cc	∅ 79.00	4 Cyl.	16V	63-74kW/85-101PS	DOHC	TD17937
CAM456 ■ CAM457 ■							FOL107 (x16) [11]	[11] Hydraulic
1.7 Diesel	Y 17 DT	1686cc	∅ 79.00	4 Cyl.	16V	55kW/75PS	DOHC	TD18380
1.7 Diesel	Z 17 DTH	1686cc	∅ 79.00	4 Cyl.	16V	74kW/100PS	DOHC	TD17941
CAM724 ■ CAM725 ■							FOL178 (x16) [11]	[11] Hydraulic
1.8	Z 18 XE	1796cc	∅ 80.50	4 Cyl.	16V	87-92kW/118-125PS	DOHC	TD17633
							FOL107 (x16) [11]	[11] Hydraulic



820 Meriva Mk II (B)		06/10→						
1.3 Diesel	A 13 DTC	1248cc	Ø 69.60	4 Cyl.	16V	55kW/75PS	DOHC	TD24745
1.3 Diesel	A 13 DTE	1248cc	Ø 69.60	4 Cyl.	16V	70kW/95PS	DOHC	TD24232
CAM711						FOL233 (x16)	FOL187 (x16) [11]	[11] Hydraulic
CAM712								
1.4	A 14 NEL	1364cc	Ø 72.50	4 Cyl.	16V	88kW/120PS	DOHC	TD24744
1.4	A 14 NET	1364cc	Ø 72.50	4 Cyl.	16V	103kW/140PS	DOHC	TD24731
						FOL183 (x16)	FOL167 (x16) [11]	[11] Hydraulic
1.4	A 14 XER	1398cc	Ø 73.40	4 Cyl.	16V	74kW/101PS	DOHC	TD24542
CAM917						FOL183 (x16)	FOL167 (x16) [11]	[11] Hydraulic
CAM907								
1.6 Diesel	B 16 DTC	1598cc	Ø 79.00	4 Cyl.	16V	70kW/95PS		TD30246
1.6 Diesel	B 16 DTE	1598cc	Ø 79.70	4 Cyl.	16V	81kW/110PS		TD29526
1.6 Diesel	B 16 DTH	1598cc	Ø 79.00	4 Cyl.	16V	99kW/135PS	DOHC	TD27816
						FOL209 (x16)	FOL192 (x16) [11]	[11] Hydraulic
1.7 Diesel	A 17 DT	1686cc	Ø 79.00	4 Cyl.	16V	74kW/101PS	DOHC	TD24746
1.7 Diesel	A 17 DTC	1686cc	Ø 79.00	4 Cyl.	16V	81kW/110PS	DOHC	TD25259
1.7 Diesel	A 17 DTS	1686cc	Ø 79.00	4 Cyl.	16V	96kW/131PS	DOHC	TD24732
CAM946								
CAM947								
821 Mokka		06/12→						
1.4	A 14 NET	1364cc	Ø 72.50	4 Cyl.	16V	103kW/140PS	DOHC	TD24731
						FOL183 (x16)	FOL167 (x16) [11]	[11] Hydraulic
1.7 Diesel	A 17 DTS	1686cc	Ø 79.00	4 Cyl.	16V	96kW/131PS	DOHC	TD24732
CAM946								
CAM947								
822 Movano Mk I (A)		10/98→05/10						
1.9 Diesel	F9Q 770	1870cc	Ø 80.00	4 Cyl.	8V	59kW/80PS	SOHC	TD19351
1.9 Diesel	F9Q 774	1870cc	Ø 80.00	4 Cyl.	8V	60kW/82PS	SOHC	TD19352
CAM706								
2.2 Diesel	G9T 720	2188cc	Ø 87.00	4 Cyl.	16V	66kW/90PS	DOHC	TD19353
2.2 Diesel	G9T 722	2188cc	Ø 87.00	4 Cyl.	16V	66kW/90PS	DOHC	TD19356
2.2 Diesel	G9T 750	2188cc	Ø 87.00	4 Cyl.	16V	66kW/90PS	DOHC	TD19355
CAM926						FOL246 (x16)		
CAM927								
2.5 Diesel	S8U 770	2499cc	Ø 93.00	4 Cyl.	8V	59kW/80PS	SOHC	TD19357
CAM718								
2.5 Diesel	G9U 720	2464cc	Ø 89.00	4 Cyl.	16V	84kW/115PS	DOHC	TD19358
2.5 Diesel	G9U 724	2464cc	Ø 89.00	4 Cyl.	16V	84kW/115PS	DOHC	TD19368
2.5 Diesel	G9U 750	2464cc	Ø 89.00	4 Cyl.	16V	84kW/115PS	DOHC	TD19365
2.5 Diesel	G9U 754	2464cc	Ø 89.00	4 Cyl.	16V	73kW/99PS	DOHC	TD19369
CAM926						FOL246 (x16)		
CAM927								
2.8 Diesel	S9W 702	2799cc	Ø 94.40	4 Cyl.	8V	84kW/114PS	SOHC	TD19361
CAM681							FOL169 (x8) [13]	[13] Mechanical



823 Movano Mk II (B)		05/10→							
2.3 Diesel	M9T 670	2298cc	∅ 85.00	4 Cyl.	16V	74-92kW/101-125PS	DOHC	TD24749	
2.3 Diesel	M9T 672	2298cc	∅ 85.00	4 Cyl.	16V	74-92kW/101-125PS	DOHC	TD25155	
2.3 Diesel	M9T 676	2298cc	∅ 85.00	4 Cyl.	16V	74-92kW/101-125PS	DOHC	TD24748	
2.3 Diesel	M9T 678	2298cc	∅ 85.00	4 Cyl.	16V	107kW/146PS	DOHC	TD25156	
2.3 Diesel	M9T 680	2298cc	∅ 85.00	4 Cyl.	16V	92-107kW/125-146PS	DOHC	TD25138	
2.3 Diesel	M9T 686	2298cc	∅ 85.00	4 Cyl.	16V	92kW/125PS	DOHC	TD25152	
2.3 Diesel	M9T 690	2298cc	∅ 85.00	4 Cyl.	16V	74-92kW/101-125PS	DOHC	TD25105	
2.3 Diesel	M9T 692	2298cc	∅ 85.00	4 Cyl.	16V	74-92kW/101-125PS	DOHC	TD25106	
2.3 Diesel	M9T 694	2298cc	∅ 85.00	4 Cyl.	16V	107kW/146PS	DOHC	TD24750	
2.3 Diesel	M9T 696	2298cc	∅ 85.00	4 Cyl.	16V	92-107kW/125-146PS	DOHC	TD25149	
2.3 Diesel	M9T 698	2298cc	∅ 85.00	4 Cyl.	16V	92-107kW/125-146PS	DOHC	TD24751	
						FOL189 (x16)	FOL190 (x16) [11]	[11] Hydraulic	

824 Nova		09/82→10/94							
1.2	C 12 NZ	1196cc	∅ 72.00	4 Cyl.	8V	33kW/45PS	SOHC	TD17553	
CAM453						FOL40 (x8)	FOL38 (x8) [11] TTP1 (x8)	[11] Hydraulic	
1.2	12 NV	1196cc	∅ 77.80	4 Cyl.	8V	38kW/52PS	SOHC	TD22840	
1.2	12 ST	1196cc	∅ 77.80	4 Cyl.	8V	40-43kW/54-58PS	SOHC	TD17599	
CAM559						FOL40 (x8)	FOL38 (x8) [11] TTP1 (x8)	[11] Hydraulic	
1.3	13 NB	1297cc	∅ 75.00	4 Cyl.	8V	44kW/60PS	SOHC	TD17560	
1.3	13 SB	1297cc	∅ 75.00	4 Cyl.	8V	51kW/70PS	SOHC	TD17600	
CAM366						FOL40 (x8)	FOL38 (x8) [11] TTP1 (x8)	[11] Hydraulic	
1.4	14 NV	1389cc	∅ 77.60	4 Cyl.	8V	53-55kW/72-75PS	SOHC	TD17562	
CAM365						FOL40 (x8)	FOL38 (x8) [11] TTP1 (x8)	[11] Hydraulic	
1.4	C 14 NZ	1389cc	∅ 77.60	4 Cyl.	8V	44kW/60PS	SOHC	TD17581	
CAM369		CKS2369					FOL40 (x8)	FOL38 (x8) [11] TTP1 (x8)	[11] Hydraulic
1.4	C 14 SE	1389cc	∅ 77.60	4 Cyl.	8V	60kW/81PS	SOHC	TD17582	
CAM451						FOL40 (x8)	FOL38 (x8) [11] TTP1 (x8)	[11] Hydraulic	
1.5 Diesel	15 D	1488cc	∅ 76.00	4 Cyl.	8V	37kW/50PS	SOHC	TD21906	
1.5 Diesel	15 DT (T4EC1)	1488cc	∅ 76.00	4 Cyl.	8V	49-53kW/67-72PS	SOHC	TD18227	
CAM452									
1.6	C 16 SE	1598cc	∅ 79.00	4 Cyl.	8V	74kW/100PS	SOHC	TD17608	
						FOL40 (x8)	FOL38 (x8) [11] TTP1 (x8)	[11] Hydraulic	
1.6	E 16 SE	1598cc	∅ 79.00	4 Cyl.	8V	74kW/100PS	SOHC	TD17586	
CAM368						FOL40 (x8)	FOL38 (x8) [11] TTP1 (x8)	[11] Hydraulic	

825 Omega (B)		01/94→07/03							
2.0	20 SE	1998cc	∅ 86.00	4 Cyl.	8V	90kW/122PS	SOHC	TD17573	
CAM361		CKS2361					FOL40 (x8)	FOL38 (x8) [11] TTP1 (x8)	[11] Hydraulic
2.0	X 20 XEV	1998cc	∅ 86.00	4 Cyl.	16V	100kW/136PS	DOHC	TD17594	
CAM462 ■								FOL107 (x16) [11]	[11] Hydraulic
CAM463 ■									



825 Omega (B)		01/94→07/03						
2.0 Diesel	X 20 DTH	1995cc	Ø 84.00	4 Cyl.	16V	74kW/100PS	SOHC	TD17592
2.2 Diesel	Y 22 DTH	2172cc	Ø 84.00	4 Cyl.	16V	85-88kW/116-120PS	SOHC	TD17928
CAM650						FOL208 (x8)	FOL107 (x16) [11]	[11] Hydraulic
2.5 Diesel	Y 25 DT	2497cc	Ø 80.00	6 Cyl.	24V	110kW/150PS	DOHC	TD22875
						FOL186 (x24)	FOL152 (x24) [11]	[11] Hydraulic
826 Senator		02/78→09/93						
3.0	C 30 SE	2969cc	Ø 95.00	6 Cyl.	24V	150kW/204PS	DOHC	TD17617
							FOL142 (x24) [11]	[11] Hydraulic
827 Signum		01/02→10/08						
1.8	Z 18 XE	1796cc	Ø 80.50	4 Cyl.	16V	87-92kW/118-125PS	DOHC	TD17633
							FOL107 (x16) [11]	[11] Hydraulic
1.9 Diesel	Z 19 DTL	1910cc	Ø 82.00	4 Cyl.	8V	74kW/100PS	DOHC	TD20149
CAM654							FOL104 (x8) [13]	[13] Mechanical
1.9 Diesel	Z 19 DTH	1910cc	Ø 82.00	4 Cyl.	16V	110kW/150PS	DOHC	TD18016
CAM948 ■ →eng.82167147;81076999 CAM944 ■ eng.82167148;81077000→ CAM949 ■ →eng.82167147;81076999 CAM945 ■ eng.82167148;81077000→						FOL236 (x16) →eng.17180894 FOL235 (x16) eng.17180895→	FOL187 (x16) [11]	[11] Hydraulic
2.0	Z 20 NET	1998cc	Ø 86.00	4 Cyl.	16V	129kW/175PS	DOHC	TD20350
							FOL199 (x16) [11]	[11] Hydraulic
2.0 Diesel	Y 20 DTH	1995cc	Ø 84.00	4 Cyl.	16V	74kW/100PS	SOHC	TD17924
CAM650						FOL208 (x8)	FOL107 (x16) [11]	[11] Hydraulic
2.2	Z 22 YH	2198cc	Ø 86.00	4 Cyl.	16V	114kW/155PS	DOHC	TD18021
							FOL199 (x16) [11]	[11] Hydraulic
2.2 Diesel	Y 22 DTR	2172cc	Ø 84.00	4 Cyl.	16V	92kW/125PS	SOHC	TD17629
CAM650						FOL208 (x8)	FOL107 (x16) [11]	[11] Hydraulic
2.8	Z 28 NEL	2792cc	Ø 89.00	6 Cyl.	24V	169kW/230PS	DOHC	TD20148
2.8	Z 28 NET	2792cc	Ø 89.00	6 Cyl.	24V	188-184kW/256-250PS	DOHC	TD20157
							FOL199 (x24) [11]	[11] Hydraulic
828 Sintra		11/96→04/99						
2.2	X 22 XE	2198cc	Ø 86.00	4 Cyl.	16V	100kW/136PS	DOHC	TD17628
CAM462 ■ CAM463 ■							FOL107 (x16) [11]	[11] Hydraulic
2.2 Diesel	X 22 DTH	2172cc	Ø 84.00	4 Cyl.	16V	85kW/116PS	SOHC	TD17916
CAM650						FOL208 (x8)	FOL107 (x16) [11]	[11] Hydraulic



829 Speedster		03/01→09/06						
2.2	Z 22 SE	2198cc	Ø 86.00	4 Cyl.	16V	108kW/147PS	DOHC	TD17683
CAM951 ■ CAM952 ■							FOL199 (x16) [11]	[11] Hydraulic
830 Tigra		07/94→08/09						
1.3 Diesel	Z 13 DT	1248cc	Ø 69.60	4 Cyl.	16V	51kW/70PS	DOHC	TD18361
CAM711 ■ CAM712 ■						FOL233 (x16)	FOL187 (x16) [11]	[11] Hydraulic
1.4	Z 14 XEP	1364cc	Ø 73.40	4 Cyl.	16V	66kW/89PS	DOHC	TD18228
CAM929 ■ CAM907 ■						FOL183 (x16)	FOL167 (x16) [11]	[11] Hydraulic
1.4	X 14 XE	1389cc	Ø 77.60	4 Cyl.	16V	66kW/89PS	DOHC	TD17589
CAM456 ■ CAM457 ■							FOL107 (x16) [11]	[11] Hydraulic
1.6	X 16 XE	1598cc	Ø 79.00	4 Cyl.	16V	78kW/106PS	DOHC	TD17624
CAM456 ■ ■ (x2)							FOL107 (x16) [11]	[11] Hydraulic
1.8	Z 18 XE	1796cc	Ø 80.50	4 Cyl.	16V	87-92kW/118-125PS	DOHC	TD17633
							FOL107 (x16) [11]	[11] Hydraulic
831 Vectra (B)		08/95→07/03						
1.6	X 16 SZR	1598cc	Ø 79.00	4 Cyl.	8V	55kW/75PS	SOHC	TD17623
CAM735 eng.02HV1801→						FOL40 (x8)	FOL38 (x8) [11] TTP1 (x8)	[11] Hydraulic
1.6	X 16 XEL	1598cc	Ø 79.00	4 Cyl.	16V	74kW/100PS	DOHC	TD17590
CAM456 ■ CAM457 ■ →eng.W1285446;W7154258 CAM723 ■ eng.W1285447;W7154259→							FOL107 (x16) [11]	[11] Hydraulic
1.6	Y 16 XE	1598cc	Ø 79.00	4 Cyl.	16V	74kW/100PS	DOHC	TD22874
1.6	Z 16 XE	1598cc	Ø 79.00	4 Cyl.	16V	63-74kW/85-101PS	DOHC	TD17937
CAM456 ■ CAM457 ■							FOL107 (x16) [11]	[11] Hydraulic
1.7 Diesel	X 17 DT (TC4EE1)	1686cc	Ø 79.00	4 Cyl.	8V	60kW/81PS	SOHC	TD22873
CAM452								
1.8	Z 18 XE	1796cc	Ø 80.50	4 Cyl.	16V	87-92kW/118-125PS	DOHC	TD17633
							FOL107 (x16) [11]	[11] Hydraulic
1.8	X 18 XE	1796cc	Ø 81.60	4 Cyl.	16V	85kW/116PS	DOHC	TD17625
2.0	X 20 XEV	1998cc	Ø 86.00	4 Cyl.	16V	100kW/136PS	DOHC	TD17594
CAM462 ■ CAM463 ■							FOL107 (x16) [11]	[11] Hydraulic
2.0 Diesel	X 20 DTL	1995cc	Ø 84.00	4 Cyl.	16V	60kW/81PS	SOHC	TD17627
2.0 Diesel	Y 20 DTH	1995cc	Ø 84.00	4 Cyl.	16V	74kW/100PS	SOHC	TD17924
CAM650						FOL208 (x8)	FOL107 (x16) [11]	[11] Hydraulic
2.2	Z 22 SE	2198cc	Ø 86.00	4 Cyl.	16V	108kW/147PS	DOHC	TD17683
CAM951 ■ CAM952 ■							FOL199 (x16) [11]	[11] Hydraulic
2.2 Diesel	Y 22 DTR	2172cc	Ø 84.00	4 Cyl.	16V	92kW/125PS	SOHC	TD17629
CAM650						FOL208 (x8)	FOL107 (x16) [11]	[11] Hydraulic



832 Vectra Mk II (C)		01/00→10/08						
1.8	Z 18 XE	1796cc	Ø 80.50	4 Cyl.	16V	87-92kW/118-125PS	DOHC	TD17633
							FOL107 (x16) [11]	[11] Hydraulic
1.9 Diesel	Z 19 DTH	1910cc	Ø 82.00	4 Cyl.	16V	110kW/150PS	DOHC	TD18016
CAM948 ■ →eng.82167147;81076999 CAM944 ■ eng.82167148;81077000→ CAM949 ■ →eng.82167147;81076999 CAM945 ■ eng.82167148;81077000→						FOL236 (x16) →eng.17180894 FOL235 (x16) eng.17180895→	FOL187 (x16) [11]	[11] Hydraulic
2.0	Z 20 NET	1998cc	Ø 86.00	4 Cyl.	16V	129kW/175PS	DOHC	TD20350
							FOL199 (x16) [11]	[11] Hydraulic
2.0 Diesel	Y 20 DTH	1995cc	Ø 84.00	4 Cyl.	16V	74kW/100PS	SOHC	TD17924
CAM650						FOL208 (x8)	FOL107 (x16) [11]	[11] Hydraulic
2.2	Z 22 YH	2198cc	Ø 86.00	4 Cyl.	16V	114kW/155PS	DOHC	TD18021
							FOL199 (x16) [11]	[11] Hydraulic
2.2	Z 22 SE	2198cc	Ø 86.00	4 Cyl.	16V	108kW/147PS	DOHC	TD17683
CAM951 ■ CAM952 ■							FOL199 (x16) [11]	[11] Hydraulic
2.2 Diesel	Y 22 DTR	2172cc	Ø 84.00	4 Cyl.	16V	92kW/125PS	SOHC	TD17629
CAM650						FOL208 (x8)	FOL107 (x16) [11]	[11] Hydraulic
2.8	Z 28 NEL	2792cc	Ø 89.00	6 Cyl.	24V	169kW/230PS	DOHC	TD20148
2.8	Z 28 NET	2792cc	Ø 89.00	6 Cyl.	24V	188-184kW/256-250PS	DOHC	TD20157
							FOL199 (x24) [11]	[11] Hydraulic

833 Vivaro		08/01→07/14						
1.9 Diesel	F9Q 760	1870cc	Ø 80.00	4 Cyl.	8V	74kW/101PS	SOHC	TD19375
1.9 Diesel	F9Q 762	1870cc	Ø 80.00	4 Cyl.	8V	59-60kW/80-82PS	SOHC	TD21148
CAM706								
2.0	F4R 720	1998cc	Ø 82.70	4 Cyl.	16V	88kW/120PS	DOHC	TD19216
						FOL245 (x16)	FOL103 (x16) [11]	[11] Hydraulic
2.0 Diesel	M9R 630	1995cc	Ø 84.00	4 Cyl.	16V	66-84kW/90-114PS	DOHC	TD25645
2.0 Diesel	M9R 780	1995cc	Ø 84.00	4 Cyl.	16V	66-84kW/90-114PS	DOHC	TD20889
2.0 Diesel	M9R 782	1995cc	Ø 84.00	4 Cyl.	16V	66-84kW/90-114PS	DOHC	TD21889
2.0 Diesel	M9R 784	1995cc	Ø 84.00	4 Cyl.	16V	84kW/114PS	DOHC	TD21904
2.0 Diesel	M9R 786	1995cc	Ø 84.00	4 Cyl.	16V	66-84kW/90-114PS	DOHC	TD25647
2.0 Diesel	M9R 788	1995cc	Ø 84.00	4 Cyl.	16V	84kW/114PS	DOHC	TD25644
						FOL189 (x16)	FOL190 (x16) [11]	[11] Hydraulic
2.5 Diesel	G9U 630	2464cc	Ø 89.00	4 Cyl.	16V	84-107kW/114-146PS	DOHC	TD21903
2.5 Diesel	G9U 730	2464cc	Ø 89.00	4 Cyl.	16V	99kW/135PS	DOHC	TD18701
CAM926 ■ CAM927 ■						FOL246 (x16)		



834 VX220		09/00→07/05						
2.2	Z 22 SE	2198cc	Ø 86.00	4 Cyl.	16V	108kW/147PS	DOHC	TD17683
CAM951 ■ CAM952 ■							FOL199 (x16) [11]	[11] Hydraulic
835 Zafira Mk I (A)		11/98→08/05						
1.6	X 16 XEL	1598cc	Ø 79.00	4 Cyl.	16V	74kW/100PS	DOHC	TD17590
CAM456 ■ CAM457 ■ →eng.W1285446;W7154258 CAM723 ■ eng.W1285447;W7154259→							FOL107 (x16) [11]	[11] Hydraulic
1.6	Z 16 XE	1598cc	Ø 79.00	4 Cyl.	16V	63-74kW/85-101PS	DOHC	TD17937
CAM456 ■ CAM457 ■							FOL107 (x16) [11]	[11] Hydraulic
1.8	Z 18 XE	1796cc	Ø 80.50	4 Cyl.	16V	87-92kW/118-125PS	DOHC	TD17633
							FOL107 (x16) [11]	[11] Hydraulic
2.0 Diesel	X 20 DTL	1995cc	Ø 84.00	4 Cyl.	16V	60kW/81PS	SOHC	TD17627
2.0 Diesel	Y 20 DTH	1995cc	Ø 84.00	4 Cyl.	16V	74kW/100PS	SOHC	TD17924
CAM650						FOL208 (x8)	FOL107 (x16) [11]	[11] Hydraulic
2.2	Z 22 SE	2198cc	Ø 86.00	4 Cyl.	16V	108kW/147PS	DOHC	TD17683
CAM951 ■ CAM952 ■							FOL199 (x16) [11]	[11] Hydraulic
2.2 Diesel	Y 22 DTR	2172cc	Ø 84.00	4 Cyl.	16V	92kW/125PS	SOHC	TD17629
CAM650						FOL208 (x8)	FOL107 (x16) [11]	[11] Hydraulic
836 Zafira Mk II (B)		07/05→						
1.7 Diesel	A 17 DTJ	1686cc	Ø 79.00	4 Cyl.	16V	81kW/110PS	DOHC	TD24659
1.7 Diesel	A 17 DTR	1686cc	Ø 79.00	4 Cyl.	16V	92kW/125PS	DOHC	TD20165
1.7 Diesel	Z 17 DTJ	1686cc	Ø 79.00	4 Cyl.	16V	81kW/110PS	DOHC	TD24045
CAM946 ■ CAM947 ■								
1.9 Diesel	Z 19 DTL	1910cc	Ø 82.00	4 Cyl.	8V	74kW/100PS	DOHC	TD20149
CAM654							FOL104 (x8) [13]	[13] Mechanical
1.9 Diesel	Z 19 DTH	1910cc	Ø 82.00	4 Cyl.	16V	110kW/150PS	DOHC	TD18016
CAM948 ■ →eng.82167147;81076999 CAM944 ■ eng.82167148;81077000→ CAM949 ■ →eng.82167147;81076999 CAM945 ■ eng.82167148;81077000→						FOL236 (x16) →eng.17180894 FOL235 (x16) eng.17180895→	FOL187 (x16) [11]	[11] Hydraulic
2.0	Z 20 LER	1998cc	Ø 86.00	4 Cyl.	16V	147kW/200PS	DOHC	TD20352
							FOL107 (x16) [11]	[11] Hydraulic
2.2	Z 22 YH	2198cc	Ø 86.00	4 Cyl.	16V	114kW/155PS	DOHC	TD18021
							FOL199 (x16) [11]	[11] Hydraulic



837 Zafira Mk III (C)

10/11→

1.4	A 14 NEL	1364cc	Ø 72.50	4 Cyl.	16V	88kW/120PS	DOHC	TD24744
1.4	A 14 NET	1364cc	Ø 72.50	4 Cyl.	16V	103kW/140PS	DOHC	TD24731
						FOL183 (x16)	FOL167 (x16) [11]	[11] Hydraulic
1.6 Diesel	B 16 DTH	1598cc	Ø 79.00	4 Cyl.	16V	99kW/135PS	DOHC	TD27816
						FOL209 (x16)	FOL192 (x16) [11]	[11] Hydraulic
2.0 Diesel	A 20 DT	1956cc	Ø 83.00	4 Cyl.	16V	96kW/131PS	DOHC	TD25781
2.0 Diesel	A 20 DTH	1956cc	Ø 83.00	4 Cyl.	16V	118kW/160PS	DOHC	TD22603
2.0 Diesel	A 20 DTL	1956cc	Ø 83.00	4 Cyl.	16V	81kW/110PS	DOHC	TD25780
2.0 Diesel	Y 20 DTJ	1956cc	Ø 83.00	4 Cyl.	16V	96kW/131PS	DOHC	TD27238
2.0 Diesel	Z 20 DTJ	1956cc	Ø 83.00	4 Cyl.	16V	96kW/131PS	DOHC	TD25783
CAM944						FOL235 (x16)	FOL187 (x16) [11]	[11] Hydraulic
CAM945								


838 Amarok

09/10→

2.0 Diesel	CDBA	1968cc	Ø 81.00	4 Cyl.	16V	90kW/122PS	DOHC	TD24402
2.0 Diesel	CDCA	1968cc	Ø 81.00	4 Cyl.	16V	120kW/163PS	DOHC	TD24403
2.0 Diesel	CNEA	1968cc	Ø 81.00	4 Cyl.	16V	132kW/180PS	DOHC	TD26330
2.0 Diesel	CNFA	1968cc	Ø 81.00	4 Cyl.	16V	90kW/122PS	DOHC	TD26995
2.0 Diesel	CNFB	1968cc	Ø 81.00	4 Cyl.	16V	103kW/140PS	DOHC	TD26996
2.0 Diesel	CSHA	1968cc	Ø 81.00	4 Cyl.	16V	132kW/180PS	DOHC	TD26331
CAM961 ■ CAM962 ■						FOL210 (x16)	FOL195 (x16) [11]	[11] Hydraulic

839 Beetle

04/11→

1.2	CBZB	1197cc	Ø 71.00	4 Cyl.	8V	77kW/105PS	SOHC	TD23520
							FOL167 (x8) [11]	[11] Hydraulic
1.4	CAVD	1390cc	Ø 76.50	4 Cyl.	16V	118kW/160PS	DOHC	TD20792
1.4	CNWA	1390cc	Ø 76.50	4 Cyl.	16V	118kW/160PS	DOHC	TD24834
1.4	CTHD	1390cc	Ø 76.50	4 Cyl.	16V	118kW/160PS	DOHC	TD26574
1.4	CTKA	1390cc	Ø 76.50	4 Cyl.	16V	118kW/160PS	DOHC	TD26695
						FOL223 (x16)	FOL167 (x16) [11]	[11] Hydraulic
1.6 Diesel	CAYC	1598cc	Ø 79.50	4 Cyl.	16V	77kW/105PS	DOHC	TD22639
CAM961 ■ CAM962 ■						FOL210 (x16)	FOL195 (x16) [11]	[11] Hydraulic
2.0	CBFA	1984cc	Ø 82.50	4 Cyl.	16V	147kW/200PS	DOHC	TD20797
2.0	CCTA	1984cc	Ø 82.50	4 Cyl.	16V	147kW/200PS	DOHC	TD20795
2.0	CCZA	1984cc	Ø 82.50	4 Cyl.	16V	147kW/200PS	DOHC	TD22172
							FOL167 (x16) [11]	[11] Hydraulic
2.0	CPLA	1984cc	Ø 82.50	4 Cyl.	16V	155kW/211PS	DOHC	TD27205
							FOL207 (x16) [11]	[11] Hydraulic
2.0 Diesel	CFFB	1968cc	Ø 81.00	4 Cyl.	16V	103kW/140PS	DOHC	TD23178
CAM961 ■ CAM962 ■						FOL210 (x16)	FOL195 (x16) [11]	[11] Hydraulic
2.5	CBTA	2480cc	Ø 83.60	5 Cyl.	20V	125kW/170PS	DOHC	TD20855
2.5	CBUA	2480cc	Ø 82.50	5 Cyl.	20V	125kW/170PS	DOHC	TD22542
2.5	CCCA	2480cc	Ø 82.50	5 Cyl.	20V	125kW/170PS	DOHC	TD22640
						FOL224 (x20)	FOL167 (x20) [11]	[11] Hydraulic

840 Bora

10/98→07/05

1.4	AHW	1390cc	Ø 76.50	4 Cyl.	16V	55kW/75PS		TD9453
1.4	APE	1390cc	Ø 76.50	4 Cyl.	16V	55kW/75PS	DOHC	TD13468
CAM924 ■ →eng.1M-Y-000000						FOL179 (x16)	FOL167 (x16) [11]	[11] Hydraulic
1.4	AKQ	1390cc	Ø 76.50	4 Cyl.	16V	55kW/75PS	DOHC	TD9454
CAM924 ■ →eng.1J-Y-900000						FOL179 (x16)	FOL167 (x16) [11]	[11] Hydraulic
1.4	AXP	1390cc	Ø 76.50	4 Cyl.	16V	55kW/75PS	DOHC	TD15474
CAM924 ■ CAM925 ■						FOL179 (x16)	FOL167 (x16) [11]	[11] Hydraulic
1.4	BCA	1390cc	Ø 76.50	4 Cyl.	16V	55kW/75PS	DOHC	TD16386
CAM925 ■						FOL179 (x16)	FOL167 (x16) [11]	[11] Hydraulic



840 Bora		10/98 → 07/05						
1.6	AEH	1595cc	∅ 81.00	4 Cyl.	8V	74kW/100PS	SOHC	TD9450
1.6	AKL	1595cc	∅ 81.00	4 Cyl.	8V	74kW/100PS	SOHC	TD9451
1.6	APF	1595cc	∅ 81.00	4 Cyl.	8V	74kW/100PS	SOHC	TD12848
CAM913							FOL143 (x8) [11]	[11] Hydraulic
1.6	AVU	1595cc	∅ 81.00	4 Cyl.	8V	75kW/102PS	SOHC	TD15475
CAM745						FOL226 (x8)	FOL167 (x8) [11]	[11] Hydraulic
1.6	BFQ	1595cc	∅ 81.00	4 Cyl.	8V	75kW/102PS	SOHC	TD18137
1.6	BJH	1595cc	∅ 81.00	4 Cyl.	8V	75kW/102PS	SOHC	TD19138
						FOL226 (x8)	FOL167 (x8) [11]	[11] Hydraulic
1.6	ATN	1595cc	∅ 76.50	4 Cyl.	16V	77kW/105PS	DOHC	TD15476
1.6	AUS	1597cc	∅ 76.50	4 Cyl.	16V	77kW/105PS	DOHC	TD15477
1.6	AZD	1597cc	∅ 76.50	4 Cyl.	16V	77kW/105PS	DOHC	TD15478
1.6	BCB	1598cc	∅ 76.50	4 Cyl.	16V	77kW/105PS	DOHC	TD16387
CAM925						FOL179 (x16)	FOL167 (x16) [11]	[11] Hydraulic
1.6	BAD	1598cc	∅ 76.50	4 Cyl.	16V	81kW/110PS	DOHC	TD16388
						FOL179 (x16)	FOL167 (x16) [11]	[11] Hydraulic
1.8	AGN	1781cc	∅ 81.00	4 Cyl.	20V	92kW/125PS	DOHC	TD9363
							FOL133 (x12) [11] FOL141 (x8) [11]	[11] Hydraulic
1.8	AGU	1781cc	∅ 81.00	4 Cyl.	20V	110kW/150PS	DOHC	TD9456
CAM743 CAM744							FOL133 (x12) [11] FOL141 (x8) [11]	[11] Hydraulic
1.8	ARX	1781cc	∅ 81.00	4 Cyl.	20V	110kW/150PS	DOHC	TD15485
1.8	AUM	1781cc	∅ 81.00	4 Cyl.	20V	110kW/150PS	DOHC	TD15486
1.8	AUQ	1781cc	∅ 81.00	4 Cyl.	20V	132kW/180PS	DOHC	TD16420
CAM744							FOL133 (x12) [11] FOL141 (x8) [11]	[11] Hydraulic
1.9 Diesel	AGP	1896cc	∅ 79.50	4 Cyl.	8V	50kW/68PS	SOHC	TD9452
1.9 Diesel	AQM	1896cc	∅ 79.50	4 Cyl.	8V	50kW/68PS	SOHC	TD11351
CAM670							FOL143 (x8) [11]	[11] Hydraulic
1.9 Diesel	AGR	1896cc	∅ 79.50	4 Cyl.	8V	66kW/89PS	SOHC	TD9364
CAM671 eng.034859→							FOL143 (x8) [11]	[11] Hydraulic
1.9 Diesel	AJM	1896cc	∅ 79.50	4 Cyl.	8V	85kW/116PS	SOHC	TD12588
1.9 Diesel	ARL	1896cc	∅ 79.50	4 Cyl.	8V	110kW/150PS	SOHC	TD15484
1.9 Diesel	ASZ	1896cc	∅ 79.50	4 Cyl.	8V	96kW/131PS	SOHC	TD16231
1.9 Diesel	ATD	1896cc	∅ 79.50	4 Cyl.	8V	74kW/100PS	SOHC	TD15473
1.9 Diesel	AUY	1896cc	∅ 79.50	4 Cyl.	8V	85kW/116PS	SOHC	TD14915
1.9 Diesel	AXR	1896cc	∅ 79.50	4 Cyl.	8V	74kW/100PS	SOHC	TD16337
CAM672 [25][29] CAM914 [27][29] CAM928 [20][29]							FOL175 (x8) [11] FOL202 (x8) [11][21]	[11] Hydraulic [20] Steel [21] Diamond-coated [25] Chilled Cast Iron [27] Induction Hardened Cast Iron [29] Refer to SB2202 for installation guide



840 Bora		10/98→07/05						
1.9 Diesel	AHF	1896cc	∅ 79.50	4 Cyl.	8V	81kW/110PS	SOHC	TD9788
1.9 Diesel	ALH	1896cc	∅ 79.50	4 Cyl.	8V	66kW/89PS	SOHC	TD9455
1.9 Diesel	ASV	1896cc	∅ 79.50	4 Cyl.	8V	81kW/110PS	SOHC	TD13773
CAM671							FOL143 (x8) [11]	[11] Hydraulic
2.0	APK	1984cc	∅ 82.50	4 Cyl.	8V	85kW/116PS	SOHC	TD11927
2.0	AQY	1984cc	∅ 82.50	4 Cyl.	8V	85kW/116PS	SOHC	TD10607
2.0	AZG	1984cc	∅ 82.50	4 Cyl.	8V	85kW/116PS	SOHC	TD15470
2.0	AZH	1984cc	∅ 82.50	4 Cyl.	8V	85kW/116PS	SOHC	TD15479
2.0	AZJ	1984cc	∅ 82.50	4 Cyl.	8V	85kW/116PS	SOHC	TD16419
							FOL143 (x8) [11]	[11] Hydraulic
2.3	AGZ	2324cc	∅ 81.00	5 Cyl.	10V	110kW/150PS	DOHC	TD5559
							FOL92 (x10) [11]	[11] Hydraulic
2.3	AQN	2324cc	∅ 81.00	5 Cyl.	20V	125kW/170PS	DOHC	TD15472
							FOL154 (x20) [11]	[11] Hydraulic
2.8	AAA	2792cc	∅ 81.00	6 Cyl.	12V	128kW/174PS	DOHC	TD3999
							FOL92 (x12) [11]	[11] Hydraulic
841 Caddy I		08/82→07/92						
1.6	EW	1595cc	∅ 81.00	4 Cyl.	8V	55kW/75PS	SOHC	TD4070
							FOL92 (x8) [11]	[11] Hydraulic
1.6 Diesel	JK	1588cc	∅ 76.50	4 Cyl.	8V	40kW/54PS	SOHC	TD5013
1.6 Diesel	ME	1588cc	∅ 76.50	4 Cyl.	8V	40kW/54PS	SOHC	TD4129
CAM393							FOL92 (x8) [11]	[11] Hydraulic
1.8	JH	1781cc	∅ 81.00	4 Cyl.	8V	70kW/95PS	SOHC	TD4117
CAM411							FOL91 (x8) [13] FOL92 (x8) [11]	[11] Hydraulic [13] Mechanical
842 Caddy II		11/95→01/04						
1.4	AEX	1390cc	∅ 76.50	4 Cyl.	8V	40/44kW/54/60PS	SOHC	TD4984
1.4	AKV	1390cc	∅ 76.50	4 Cyl.	8V	44kW/60PS	SOHC	TD9688
1.4	APQ	1390cc	∅ 76.50	4 Cyl.	8V	44kW/60PS	SOHC	TD15614
CAM808							FOL143 (x8) [11]	[11] Hydraulic
1.4	AUD	1390cc	∅ 76.50	4 Cyl.	8V	44kW/60PS	SOHC	TD13770
						FOL244 (x8)	FOL167 (x8) [11]	[11] Hydraulic
1.4	AUA	1390cc	∅ 76.50	4 Cyl.	16V	55kW/75PS	DOHC	TD13771
CAM924						FOL179 (x16)	FOL167 (x16) [11]	[11] Hydraulic
CAM925								
1.6	1F	1595cc	∅ 81.00	4 Cyl.	8V	53/55kW/72/75PS	SOHC	TD4957
1.6	AEE	1598cc	∅ 76.50	4 Cyl.	8V	55kW/75PS	SOHC	TD4981
							FOL143 (x8) [11]	[11] Hydraulic
1.7 Diesel	AHB	1716cc	∅ 79.50	4 Cyl.	8V	42kW/57PS	SOHC	TD15028
CAM668							FOL92 (x8) [11]	[11] Hydraulic



842 Caddy II		11/95→01/04						
1.9 Diesel	1Y	1896cc	∅ 79.50	4 Cyl.	8V	47/50kW/64/68PS	SOHC	TD4960
1.9 Diesel	AEF	1896cc	∅ 79.50	4 Cyl.	8V	47kW/64PS	SOHC	TD4020
CAM440							FOL92 (x8) [11]	[11] Hydraulic
1.9 Diesel	1Z	1896cc	∅ 79.50	4 Cyl.	8V	66kW/89PS	SOHC	TD4961
CAM668 →12/93							FOL92 (x8) [11]	[11] Hydraulic
CAM441 01/94→								
1.9 Diesel	AEY	1896cc	∅ 79.50	4 Cyl.	8V	47kW/64PS	SOHC	TD4985
CAM668							FOL143 (x8) [11]	[11] Hydraulic
1.9 Diesel	AHU	1896cc	∅ 79.50	4 Cyl.	8V	66kW/89PS	SOHC	TD4990
1.9 Diesel	ALE	1896cc	∅ 79.50	4 Cyl.	8V	66kW/89PS	SOHC	TD9512
CAM441							FOL92 (x8) [11]	[11] Hydraulic
1.9 Diesel	ALH	1896cc	∅ 79.50	4 Cyl.	8V	66kW/89PS	SOHC	TD9455
CAM671							FOL143 (x8) [11]	[11] Hydraulic
1.9 Diesel	AYQ	1896cc	∅ 79.50	4 Cyl.	8V	47kW/64PS	SOHC	TD16863
CAM670							FOL143 (x8) [11]	[11] Hydraulic

843 Caddy III		03/04→08/10						
1.2	CBZA	1197cc	∅ 71.00	4 Cyl.	8V	63kW/86PS	SOHC	TD24312
1.2	CBZB	1197cc	∅ 71.00	4 Cyl.	8V	77kW/105PS	SOHC	TD23520
							FOL167 (x8) [11]	[11] Hydraulic
1.4	BCA	1390cc	∅ 76.50	4 Cyl.	16V	55kW/75PS	DOHC	TD16386
1.4	BUD	1390cc	∅ 76.50	4 Cyl.	16V	59kW/80PS	DOHC	TD18909
CAM925						FOL179 (x16)	FOL167 (x16) [11]	[11] Hydraulic
1.6	BGU	1595cc	∅ 81.00	4 Cyl.	8V	75kW/102PS	SOHC	TD17067
1.6	BSE	1595cc	∅ 81.00	4 Cyl.	8V	75kW/102PS	SOHC	TD18222
1.6	BSF	1595cc	∅ 81.00	4 Cyl.	8V	75kW/102PS	SOHC	TD18223
1.6	CHGA	1595cc	∅ 81.00	4 Cyl.	8V	75kW/102PS	SOHC	TD22180
						FOL226 (x8)	FOL167 (x8) [11]	[11] Hydraulic
1.6 Diesel	CAYD	1598cc	∅ 79.50	4 Cyl.	16V	75kW/102PS	DOHC	TD24364
1.6 Diesel	CAYE	1598cc	∅ 79.50	4 Cyl.	16V	55kW/75PS	DOHC	TD24365
CAM961 CAM962						FOL210 (x16)	FOL195 (x16) [11]	[11] Hydraulic
1.9 Diesel	BJB	1896cc	∅ 79.50	4 Cyl.	8V	77kW/105PS	SOHC	TD17078
CAM672 [25][29] CAM914 [27][29] CAM928 [20][29]							FOL175 (x8) [11] FOL202 (x8) [11][21]	[11] Hydraulic [20] Steel [21] Diamond-coated [25] Chilled Cast Iron [27] Induction Hardened Cast Iron [29] Refer to SB2202 for installation guide
1.9 Diesel	BLS	1896cc	∅ 79.50	4 Cyl.	8V	77kW/105PS	SOHC	TD18224
1.9 Diesel	BSU	1896cc	∅ 79.50	4 Cyl.	8V	55kW/75PS	SOHC	TD18755
CAM904							FOL175 (x8) [11] FOL202 (x8) [11][21]	[11] Hydraulic [21] Diamond-coated


843 Caddy III

03/04→08/10

2.0	BSX	1984cc	Ø 82.50	4 Cyl.	16V	80kW/109PS	DOHC	TD19005
							FOL143 (x16) [11]	[11] Hydraulic
2.0 Diesel	BMM	1968cc	Ø 81.00	4 Cyl.	8V	103kW/140PS	SOHC	TD18482
CAM904							FOL175 (x8) [11] FOL202 (x8) [11][21]	[11] Hydraulic [21] Diamond-coated
2.0 Diesel	BDJ	1968cc	Ø 81.00	4 Cyl.	8V	51kW/70PS	SOHC	TD17358
2.0 Diesel	BST	1968cc	Ø 81.00	4 Cyl.	8V	51kW/70PS	SOHC	TD20501
CAM968							FOL175 (x8) [11] FOL202 (x8) [11][21]	[11] Hydraulic [21] Diamond-coated
2.0 Diesel	CFHE	1968cc	Ø 81.00	4 Cyl.	16V	62kW/85PS	DOHC	TD25438
2.0 Diesel	CFHF	1968cc	Ø 81.00	4 Cyl.	16V	81kW/110PS	DOHC	TD24366
2.0 Diesel	CFJA	1968cc	Ø 81.00	4 Cyl.	16V	125kW/170PS	DOHC	TD24994
2.0 Diesel	CLCA	1968cc	Ø 81.00	4 Cyl.	16V	81kW/110PS	DOHC	TD24835
2.0 Diesel	CLCB	1968cc	Ø 81.00	4 Cyl.	16V	103kW/140PS	DOHC	TD24600
CAM961 ■ CAM962 ■						FOL210 (x16)	FOL195 (x16) [11]	[11] Hydraulic

844 CC

11/11→

1.4	CKMA	1390cc	Ø 76.50	4 Cyl.	16V	118kW/160PS	DOHC	TD25401
1.4	CTHD	1390cc	Ø 76.50	4 Cyl.	16V	118kW/160PS	DOHC	TD26574
						FOL223 (x16)	FOL167 (x16) [11]	[11] Hydraulic
2.0	CBFA	1984cc	Ø 82.50	4 Cyl.	16V	147kW/200PS	DOHC	TD20797
2.0	CCTA	1984cc	Ø 82.50	4 Cyl.	16V	147kW/200PS	DOHC	TD20795
2.0	CCZB	1984cc	Ø 82.50	4 Cyl.	16V	155kW/211PS	DOHC	TD22181
							FOL167 (x16) [11]	[11] Hydraulic
2.0 Diesel	CFFA	1968cc	Ø 81.00	4 Cyl.	16V	100kW/136PS	DOHC	TD23312
2.0 Diesel	CFFB	1968cc	Ø 81.00	4 Cyl.	16V	103kW/140PS	DOHC	TD23178
2.0 Diesel	CFGB	1968cc	Ø 81.00	4 Cyl.	16V	125kW/170PS	DOHC	TD23180
2.0 Diesel	CFGC	1968cc	Ø 81.00	4 Cyl.	16V	130kW/177PS	DOHC	TD26990
2.0 Diesel	CLLA	1968cc	Ø 81.00	4 Cyl.	16V	125kW/170PS	DOHC	TD24441
CAM961 ■ CAM962 ■						FOL210 (x16)	FOL195 (x16) [11]	[11] Hydraulic

845 Corrado

09/88→12/95

1.8	PG	1781cc	Ø 81.00	4 Cyl.	8V	118kW/160PS	SOHC	TD4140
							FOL92 (x8) [11]	[11] Hydraulic
1.8	KR	1781cc	Ø 81.00	4 Cyl.	16V	98kW/133PS	DOHC	TD5019
							FOL143 (x16) [11]	[11] Hydraulic
2.0	2E	1984cc	Ø 82.50	4 Cyl.	8V	85kW/115PS	SOHC	TD4963
2.0	ADY	1984cc	Ø 82.50	4 Cyl.	8V	85kW/116PS	SOHC	TD4979
							FOL143 (x8) [11]	[11] Hydraulic
2.0	9A	1984cc	Ø 82.50	4 Cyl.	16V	100kW/136PS	DOHC	TD3998
							FOL92 (x16) [11]	[11] Hydraulic
2.9	ABV	2861cc	Ø 82.00	6 Cyl.	12V	140kW/190PS	DOHC	TD4977
							FOL92 (x12) [11]	[11] Hydraulic



846 Crafter 30-35

04/06→07/11

2.0 Diesel	CKTB	1968cc	∅ 81.00	4 Cyl.	16V	80kW/109PS	DOHC	TD25415
2.0 Diesel	CKTC	1968cc	∅ 81.00	4 Cyl.	16V	100kW/136PS	DOHC	TD25416
2.0 Diesel	CKUB	1968cc	∅ 81.00	4 Cyl.	16V	120kW/163PS	DOHC	TD25417
2.0 Diesel	CKUC	1968cc	∅ 81.00	4 Cyl.	16V	105kW/142PS	DOHC	TD25418
2.0 Diesel	CSLB	1968cc	∅ 81.00	4 Cyl.	16V	84kW/114PS	DOHC	TD28424
CAM961 ■ CAM962 ■						FOL210 (x16)	FOL195 (x16) [11]	[11] Hydraulic
2.5 Diesel	BJJ	2461cc	∅ 81.00	5 Cyl.	10V	65kW/88PS	SOHC	TD18891
2.5 Diesel	BJK	2461cc	∅ 81.00	5 Cyl.	10V	80kW/109PS	SOHC	TD18892
2.5 Diesel	BJL	2461cc	∅ 81.00	5 Cyl.	10V	100kW/136PS	SOHC	TD18893
2.5 Diesel	BJM	2461cc	∅ 81.00	5 Cyl.	10V	120kW/163PS	SOHC	TD18894
							FOL92 (x10) [11]	[11] Hydraulic

847 Crafter 30-50

04/06→07/11

2.0 Diesel	CKTB	1968cc	∅ 81.00	4 Cyl.	16V	80kW/109PS	DOHC	TD25415
2.0 Diesel	CKTC	1968cc	∅ 81.00	4 Cyl.	16V	100kW/136PS	DOHC	TD25416
2.0 Diesel	CKUB	1968cc	∅ 81.00	4 Cyl.	16V	120kW/163PS	DOHC	TD25417
2.0 Diesel	CKUC	1968cc	∅ 81.00	4 Cyl.	16V	105kW/142PS	DOHC	TD25418
2.0 Diesel	CSLB	1968cc	∅ 81.00	4 Cyl.	16V	84kW/114PS	DOHC	TD28424
CAM961 ■ CAM962 ■						FOL210 (x16)	FOL195 (x16) [11]	[11] Hydraulic
2.5 Diesel	BJJ	2461cc	∅ 81.00	5 Cyl.	10V	65kW/88PS	SOHC	TD18891
2.5 Diesel	BJK	2461cc	∅ 81.00	5 Cyl.	10V	80kW/109PS	SOHC	TD18892
2.5 Diesel	BJL	2461cc	∅ 81.00	5 Cyl.	10V	100kW/136PS	SOHC	TD18893
2.5 Diesel	BJM	2461cc	∅ 81.00	5 Cyl.	10V	120kW/163PS	SOHC	TD18894
							FOL92 (x10) [11]	[11] Hydraulic

848 Derby

08/83→12/84

1.3	HK	1272cc	∅ 75.00	4 Cyl.	8V	40kW/54PS	SOHC	TD5011
							FOL92 (x8) [11]	[11] Hydraulic

849 EOS

03/06→05/08

1.4	CAVD	1390cc	∅ 76.50	4 Cyl.	16V	118kW/160PS	DOHC	TD20792
1.4	CAXA	1390cc	∅ 76.50	4 Cyl.	16V	90kW/122PS	DOHC	TD20606
1.4	CTHD	1390cc	∅ 76.50	4 Cyl.	16V	118kW/160PS	DOHC	TD26574
						FOL223 (x16)	FOL167 (x16) [11]	[11] Hydraulic
1.4	CHPB	1390cc	∅ 76.50	4 Cyl.	16V	110kW/150PS	DOHC	TD27858
1.4	CXSB	1390cc	∅ 76.50	4 Cyl.	16V	92kW/125PS	DOHC	TD27857
							FOL207 (x16) [11]	[11] Hydraulic
1.6	BLF	1598cc	∅ 76.50	4 Cyl.	16V	85kW/115PS	DOHC	TD18100
						FOL223 (x16)	FOL167 (x16) [11]	[11] Hydraulic



849 EOS		03/06→05/08						
2.0	BPY	1984cc	Ø 82.50	4 Cyl.	16V	147kW/200PS	DOHC	TD18883
2.0	BVY	1984cc	Ø 82.50	4 Cyl.	16V	110kW/150PS	DOHC	TD18468
2.0	BVZ	1984cc	Ø 82.50	4 Cyl.	16V	110kW/150PS	DOHC	TD18469
						FOL224 (x16)	FOL167 (x16) [11]	[11] Hydraulic
2.0	CAWB	1984cc	Ø 82.50	4 Cyl.	16V	147kW/200PS	DOHC	TD20732
2.0	CBFA	1984cc	Ø 82.50	4 Cyl.	16V	147kW/200PS	DOHC	TD20797
2.0	CCTA	1984cc	Ø 82.50	4 Cyl.	16V	147kW/200PS	DOHC	TD20795
2.0	CCZA	1984cc	Ø 82.50	4 Cyl.	16V	147kW/200PS	DOHC	TD22172
2.0	CCZB	1984cc	Ø 82.50	4 Cyl.	16V	155kW/211PS	DOHC	TD22181
							FOL167 (x16) [11]	[11] Hydraulic
2.0 Diesel	BMM	1968cc	Ø 81.00	4 Cyl.	8V	103kW/140PS	SOHC	TD18482
	CAM904						FOL175 (x8) [11] FOL202 (x8) [11][21]	[11] Hydraulic [21] Diamond-coated
2.0 Diesel	CBAB	1968cc	Ø 81.00	4 Cyl.	16V	103kW/140PS	DOHC	TD20799
2.0 Diesel	CFFA	1968cc	Ø 81.00	4 Cyl.	16V	100kW/136PS	DOHC	TD23312
2.0 Diesel	CFFB	1968cc	Ø 81.00	4 Cyl.	16V	103kW/140PS	DOHC	TD23178
	CAM961 ■ CAM962 ■					FOL210 (x16)	FOL195 (x16) [11]	[11] Hydraulic
850 Fox		10/90→						
1.0	CCNA	999cc	Ø 67.10	4 Cyl.	8V	54kW/73PS	SOHC	TD20809
1.0	CPBA	999cc	Ø 67.10	4 Cyl.	8V	54kW/73PS	SOHC	TD27847
						FOL244 (x8)	FOL167 (x8) [11]	[11] Hydraulic
1.2	BMD	1198cc	Ø 76.50	3 Cyl.	6V	40kW/54PS	SOHC	TD18155
1.2	CHFA	1198cc	Ø 76.50	3 Cyl.	6V	44kW/60PS	DOHC	TD23101
1.2	CHFB	1198cc	Ø 76.50	3 Cyl.	6V	40kW/54PS	DOHC	TD24054
						FOL244 (x6)	FOL167 (x6) [11]	[11] Hydraulic
1.4	BKR	1390cc	Ø 76.50	4 Cyl.	16V	55kW/75PS	DOHC	TD18271
						FOL244 (x16)	FOL167 (x16) [11]	[11] Hydraulic
1.4 Diesel	BNM	1422cc	Ø 79.50	3 Cyl.	6V	51kW/70PS	SOHC	TD18159
	CAM673						FOL202 (x6) [11][21]	[11] Hydraulic [21] Diamond-coated
1.6	BAH	1599cc	Ø 76.50	4 Cyl.	8V	74kW/101PS	SOHC	TD20801
1.6	BJA	1599cc	Ø 76.50	4 Cyl.	8V	74kW/101PS	SOHC	TD20811
1.6	BLH	1599cc	Ø 76.50	4 Cyl.	8V	74kW/101PS	SOHC	TD20803
1.6	BPA	1599cc	Ø 76.50	4 Cyl.	8V	74kW/101PS	SOHC	TD20802
1.6	CCRA	1599cc	Ø 76.50	4 Cyl.	8V	74kW/101PS	SOHC	TD20810
1.6	CFZA	1598cc	Ø 76.50	4 Cyl.	8V	74kW/101PS	SOHC	TD24043
						FOL244 (x8)	FOL167 (x8) [11]	[11] Hydraulic
1.8	EV	1781cc	Ø 81.00	4 Cyl.	8V	82kW/111PS	SOHC	TD4069
	CAM411						FOL192 (x8) [11]	[11] Hydraulic



851 Golf		01/81→12/99						
1.3	EP	1297cc	∅ 75.00	4 Cyl.	8V	44kW/60PS		TD5158
							FOL91 (x8) [13]	[13] Mechanical
1.8	RM	1781cc	∅ 81.00	4 Cyl.	8V	64kW/87PS	SOHC	TD4149
							FOL92 (x8) [11]	[11] Hydraulic
1.8	AGN	1781cc	∅ 81.00	4 Cyl.	20V	92kW/125PS	DOHC	TD9363
							FOL133 (x12) [11] FOL141 (x8) [11]	[11] Hydraulic
852 Golf I		08/80→04/93						
1.3	HK	1272cc	∅ 75.00	4 Cyl.	8V	40kW/54PS	SOHC	TD5011
1.6	EW	1595cc	∅ 81.00	4 Cyl.	8V	55kW/75PS	SOHC	TD4070
1.6	RE	1595cc	∅ 81.00	4 Cyl.	8V	53kW/72PS	SOHC	TD4145
							FOL92 (x8) [11]	[11] Hydraulic
1.6 Diesel	CR	1588cc	∅ 76.50	4 Cyl.	8V	40kW/54PS	SOHC	TD4992
							FOL91 (x8) [13]	[13] Mechanical
1.6 Diesel	CY	1588cc	∅ 76.50	4 Cyl.	8V	51kW/69PS	SOHC	TD4052
1.6 Diesel	JK	1588cc	∅ 76.50	4 Cyl.	8V	40kW/54PS	SOHC	TD5013
	CAM393						FOL92 (x8) [11]	[11] Hydraulic
1.8	2H	1781cc	∅ 81.00	4 Cyl.	8V	72kW/98PS	SOHC	TD4965
1.8	EX	1781cc	∅ 81.00	4 Cyl.	8V	66kW/89PS	SOHC	TD5000
							FOL92 (x8) [11]	[11] Hydraulic
1.8	DX	1781cc	∅ 81.00	4 Cyl.	8V	82kW/111PS	SOHC	TD4063
1.8	EV	1781cc	∅ 81.00	4 Cyl.	8V	82kW/111PS	SOHC	TD4069
1.8	PB	1781cc	∅ 81.00	4 Cyl.	8V	82kW/111PS	SOHC	TD9367
	CAM411						FOL92 (x8) [11]	[11] Hydraulic
1.8	JH	1781cc	∅ 81.00	4 Cyl.	8V	70kW/95PS	SOHC	TD4117
	CAM411						FOL91 (x8) [13] FOL92 (x8) [11]	[11] Hydraulic [13] Mechanical
853 Golf II		08/83→12/92						
1.1	HZ	1043cc	∅ 75.00	4 Cyl.	8V	33/37kW/45/50PS	SOHC	TD5012
1.3	HK	1272cc	∅ 75.00	4 Cyl.	8V	40kW/54PS	SOHC	TD5011
1.3	MH	1272cc	∅ 75.00	4 Cyl.	8V	40kW/54PS	SOHC	TD4131
1.3	NU	1272cc	∅ 75.00	4 Cyl.	8V	37kW/50PS	SOHC	TD4135
1.3	NZ	1272cc	∅ 75.00	4 Cyl.	8V	40kW/54PS	SOHC	TD4136
							FOL92 (x8) [11]	[11] Hydraulic
1.3	2G	1272cc	∅ 75.00	4 Cyl.	8V	40kW/54PS	SOHC	TD4964
							FOL143 (x8) [11]	[11] Hydraulic
1.6	ABN	1595cc	∅ 81.00	4 Cyl.	8V	55kW/75PS	SOHC	TD4974
1.6	EZ	1595cc	∅ 81.00	4 Cyl.	8V	55kW/75PS	SOHC	TD4074
1.6	PN	1595cc	∅ 81.00	4 Cyl.	8V	51kW/70PS	SOHC	TD4141
1.6	RF	1595cc	∅ 81.00	4 Cyl.	8V	53kW/72PS	SOHC	TD5025
							FOL92 (x8) [11]	[11] Hydraulic



853 Golf II		08/83→12/92						
1.6 Diesel	1V	1588cc	Ø 76.50	4 Cyl.	8V	44kW/60PS	SOHC	TD3996
1.6 Diesel	JP	1588cc	Ø 76.50	4 Cyl.	8V	40kW/54PS	SOHC	TD4120
1.6 Diesel	JR	1588cc	Ø 76.50	4 Cyl.	8V	51kW/70PS	SOHC	TD4121
1.6 Diesel	ME	1588cc	Ø 76.50	4 Cyl.	8V	40kW/54PS	SOHC	TD4129
1.6 Diesel	MF	1588cc	Ø 76.50	4 Cyl.	8V	51kW/70PS	SOHC	TD4130
1.6 Diesel	RA	1588cc	Ø 76.50	4 Cyl.	8V	59kW/80PS	SOHC	TD5024
1.6 Diesel	SB	1588cc	Ø 76.50	4 Cyl.	8V	59kW/80PS	SOHC	TD5028
CAM393							FOL92 (x8) [11]	[11] Hydraulic
1.8	1H	1781cc	Ø 81.00	4 Cyl.	8V	118kW/160PS	SOHC	TD3994
1.8	GU	1781cc	Ø 81.00	4 Cyl.	8V	66kW/89PS	SOHC	TD5007
1.8	PG	1781cc	Ø 81.00	4 Cyl.	8V	118kW/160PS	SOHC	TD4140
1.8	RH	1781cc	Ø 81.00	4 Cyl.	8V	62kW/84PS	SOHC	TD5026
1.8	RP	1781cc	Ø 81.00	4 Cyl.	8V	66kW/89PS	SOHC	TD5027
							FOL92 (x8) [11]	[11] Hydraulic
1.8	1P	1781cc	Ø 81.00	4 Cyl.	8V	72kW/98PS	SOHC	TD3995
1.8	DX	1781cc	Ø 81.00	4 Cyl.	8V	82kW/111PS	SOHC	TD4063
1.8	EV	1781cc	Ø 81.00	4 Cyl.	8V	82kW/111PS	SOHC	TD4069
1.8	GX	1781cc	Ø 81.00	4 Cyl.	8V	66kW/89PS	SOHC	TD4100
1.8	PB	1781cc	Ø 81.00	4 Cyl.	8V	82kW/111PS	SOHC	TD9367
1.8	PF	1781cc	Ø 81.00	4 Cyl.	8V	79kW/107PS	SOHC	TD4139
1.8	RD	1781cc	Ø 81.00	4 Cyl.	8V	79kW/107PS	SOHC	TD4143
1.8	RV	1781cc	Ø 81.00	4 Cyl.	8V	77kW/105PS	SOHC	TD4151
CAM411							FOL92 (x8) [11]	[11] Hydraulic
1.8	KR	1781cc	Ø 81.00	4 Cyl.	16V	98kW/133PS	DOHC	TD5019
							FOL143 (x16) [11]	[11] Hydraulic
1.8	PL	1781cc	Ø 81.00	4 Cyl.	16V	95kW/129PS	DOHC	TD5021
							FOL92 (x16) [11]	[11] Hydraulic
854 Golf III		08/91→04/99						
1.3	2G	1272cc	Ø 75.00	4 Cyl.	8V	40kW/54PS	SOHC	TD4964
							FOL143 (x8) [11]	[11] Hydraulic
1.4	AEX	1390cc	Ø 76.50	4 Cyl.	8V	40/44kW/54/60PS	SOHC	TD4984
1.4	APQ	1390cc	Ø 76.50	4 Cyl.	8V	44kW/60PS	SOHC	TD15614
CAM808							FOL143 (x8) [11]	[11] Hydraulic
1.4	ABD	1391cc	Ø 75.00	4 Cyl.	8V	40/44kW/55/60PS	SOHC	TD4973
							FOL143 (x8) [11]	[11] Hydraulic
1.6	AKS	1588cc	Ø 81.00	4 Cyl.	8V	74kW/100PS	SOHC	TD9991
CAM913							FOL143 (x8) [11]	[11] Hydraulic
1.6	AEK	1595cc	Ø 81.00	4 Cyl.	8V	74kW/100PS	SOHC	TD4982
							FOL143 (x8) [11]	[11] Hydraulic









854 Golf III		08/91→04/99						
1.6	AFT	1595cc	∅ 81.00	4 Cyl.	8V	74kW/100PS	SOHC	TD4988
CAM913							FOL143 (x8) [11]	[11] Hydraulic
1.6	ABU	1598cc	∅ 76.50	4 Cyl.	8V	55kW/75PS	SOHC	TD4976
1.6	AEA	1598cc	∅ 76.50	4 Cyl.	8V	55kW/75PS	SOHC	TD4019
1.6	AEE	1598cc	∅ 76.50	4 Cyl.	8V	55kW/75PS	SOHC	TD4981
1.8	AAM	1781cc	∅ 81.00	4 Cyl.	8V	55kW/75PS	SOHC	TD4004
1.8	ABS	1781cc	∅ 81.00	4 Cyl.	8V	66kW/89PS	SOHC	TD4975
1.8	ADZ	1781cc	∅ 81.00	4 Cyl.	8V	66kW/89PS	SOHC	TD4980
							FOL143 (x8) [11]	[11] Hydraulic
1.9 Diesel	1Y	1896cc	∅ 79.50	4 Cyl.	8V	47/50kW/64/68PS	SOHC	TD4960
1.9 Diesel	AAZ	1896cc	∅ 79.50	4 Cyl.	8V	55kW/75PS	SOHC	TD4972
CAM440							FOL92 (x8) [11]	[11] Hydraulic
1.9 Diesel	1Z	1896cc	∅ 79.50	4 Cyl.	8V	66kW/89PS	SOHC	TD4961
CAM668 →12/93 CAM441 01/94→							FOL92 (x8) [11]	[11] Hydraulic
1.9 Diesel	AEY	1896cc	∅ 79.50	4 Cyl.	8V	47kW/64PS	SOHC	TD4985
CAM668							FOL143 (x8) [11]	[11] Hydraulic
1.9 Diesel	AFN	1896cc	∅ 79.50	4 Cyl.	8V	81kW/110PS	SOHC	TD4987
1.9 Diesel	AHU	1896cc	∅ 79.50	4 Cyl.	8V	66kW/89PS	SOHC	TD4990
1.9 Diesel	ALE	1896cc	∅ 79.50	4 Cyl.	8V	66kW/89PS	SOHC	TD9512
CAM441							FOL92 (x8) [11]	[11] Hydraulic
2.0	2E	1984cc	∅ 82.50	4 Cyl.	8V	85kW/115PS	SOHC	TD4963
2.0	ADY	1984cc	∅ 82.50	4 Cyl.	8V	85kW/116PS	SOHC	TD4979
2.0	AEP	1984cc	∅ 82.50	4 Cyl.	8V	79kW/107PS	SOHC	TD11448
							FOL143 (x8) [11]	[11] Hydraulic
2.0	AGG	1984cc	∅ 82.50	4 Cyl.	8V	85kW/116PS	SOHC	TD4989
2.0	AKR	1984cc	∅ 82.50	4 Cyl.	8V	85kW/116PS	SOHC	TD11354
CAM913							FOL143 (x8) [11]	[11] Hydraulic
2.0	ABF	1984cc	∅ 82.50	4 Cyl.	16V	110kW/150PS	DOHC	TD4007
CAM739 ■ CAM740 ■							FOL143 (x16) [11]	[11] Hydraulic
2.8	AAA	2792cc	∅ 81.00	6 Cyl.	12V	128kW/174PS	DOHC	TD3999
2.9	ABV	2861cc	∅ 82.00	6 Cyl.	12V	140kW/190PS	DOHC	TD4977
							FOL92 (x12) [11]	[11] Hydraulic
855 Golf IV		08/97→06/06						
1.4	AHW	1390cc	∅ 76.50	4 Cyl.	16V	55kW/75PS		TD9453
1.4	APE	1390cc	∅ 76.50	4 Cyl.	16V	55kW/75PS	DOHC	TD13468
CAM924 ■ →eng.1M-Y-000000						FOL179 (x16)	FOL167 (x16) [11]	[11] Hydraulic
1.4	AKQ	1390cc	∅ 76.50	4 Cyl.	16V	55kW/75PS	DOHC	TD9454
CAM924 ■ →eng.1J-Y-900000						FOL179 (x16)	FOL167 (x16) [11]	[11] Hydraulic



855 Golf IV		08/97→06/06						
1.4	BCA	1390cc	∅ 76.50	4 Cyl.	16V	55kW/75PS	DOHC	TD16386
CAM925						FOL179 (x16)	FOL167 (x16) [11]	[11] Hydraulic
1.4	AXP	1390cc	∅ 76.50	4 Cyl.	16V	55kW/75PS	DOHC	TD15474
CAM924 CAM925						FOL179 (x16)	FOL167 (x16) [11]	[11] Hydraulic
1.6	AEH	1595cc	∅ 81.00	4 Cyl.	8V	74kW/100PS	SOHC	TD9450
1.6	AFT	1595cc	∅ 81.00	4 Cyl.	8V	74kW/100PS	SOHC	TD4988
1.6	AKL	1595cc	∅ 81.00	4 Cyl.	8V	74kW/100PS	SOHC	TD9451
1.6	AKS	1588cc	∅ 81.00	4 Cyl.	8V	74kW/100PS	SOHC	TD9991
1.6	APF	1595cc	∅ 81.00	4 Cyl.	8V	74kW/100PS	SOHC	TD12848
CAM913							FOL143 (x8) [11]	[11] Hydraulic
1.6	AVU	1595cc	∅ 81.00	4 Cyl.	8V	75kW/102PS	SOHC	TD15475
CAM745						FOL226 (x8)	FOL167 (x8) [11]	[11] Hydraulic
1.6	BFQ	1595cc	∅ 81.00	4 Cyl.	8V	75kW/102PS	SOHC	TD18137
1.6	BJH	1595cc	∅ 81.00	4 Cyl.	8V	75kW/102PS	SOHC	TD19138
						FOL226 (x8)	FOL167 (x8) [11]	[11] Hydraulic
1.6	BAH	1599cc	∅ 76.50	4 Cyl.	8V	74kW/101PS	SOHC	TD20801
						FOL244 (x8)	FOL167 (x8) [11]	[11] Hydraulic
1.6	ATN	1595cc	∅ 76.50	4 Cyl.	16V	77kW/105PS	DOHC	TD15476
1.6	AUS	1597cc	∅ 76.50	4 Cyl.	16V	77kW/105PS	DOHC	TD15477
1.6	AZD	1597cc	∅ 76.50	4 Cyl.	16V	77kW/105PS	DOHC	TD15478
1.6	BCB	1598cc	∅ 76.50	4 Cyl.	16V	77kW/105PS	DOHC	TD16387
CAM925						FOL179 (x16)	FOL167 (x16) [11]	[11] Hydraulic
1.6	BAD	1598cc	∅ 76.50	4 Cyl.	16V	81kW/110PS	DOHC	TD16388
						FOL179 (x16)	FOL167 (x16) [11]	[11] Hydraulic
1.8	AAM	1781cc	∅ 81.00	4 Cyl.	8V	55kW/75PS	SOHC	TD4004
1.8	ADZ	1781cc	∅ 81.00	4 Cyl.	8V	66kW/89PS	SOHC	TD4980
							FOL143 (x8) [11]	[11] Hydraulic
1.8	AGN	1781cc	∅ 81.00	4 Cyl.	20V	92kW/125PS	DOHC	TD9363
							FOL133 (x12) [11] FOL141 (x8) [11]	[11] Hydraulic
1.8	AGU	1781cc	∅ 81.00	4 Cyl.	20V	110kW/150PS	DOHC	TD9456
1.8	AQA	1781cc	∅ 81.00	4 Cyl.	20V	110kW/150PS	DOHC	TD22620
1.8	ARZ	1781cc	∅ 81.00	4 Cyl.	20V	110kW/150PS	DOHC	TD16385
CAM743 CAM744							FOL133 (x12) [11] FOL141 (x8) [11]	[11] Hydraulic
1.8	AUM	1781cc	∅ 81.00	4 Cyl.	20V	110kW/150PS	DOHC	TD15486
1.8	AUQ	1781cc	∅ 81.00	4 Cyl.	20V	132kW/180PS	DOHC	TD16420
CAM744							FOL133 (x12) [11] FOL141 (x8) [11]	[11] Hydraulic
1.9 Diesel	AAZ	1896cc	∅ 79.50	4 Cyl.	8V	55kW/75PS	SOHC	TD4972
CAM440							FOL92 (x8) [11]	[11] Hydraulic



855 Golf IV		08/97→06/06							
1.9 Diesel	AFN	1896cc	∅ 79.50	4 Cyl.	8V	81kW/110PS	SOHC	TD4987	
1.9 Diesel	AHU	1896cc	∅ 79.50	4 Cyl.	8V	66kW/89PS	SOHC	TD4990	
1.9 Diesel	ALE	1896cc	∅ 79.50	4 Cyl.	8V	66kW/89PS	SOHC	TD9512	
1.9 Diesel	AVG	1896cc	∅ 79.50	4 Cyl.	8V	81kW/110PS	SOHC	TD14988	
CAM441							FOL92 (x8) [11]	[11] Hydraulic	
1.9 Diesel	AGP	1896cc	∅ 79.50	4 Cyl.	8V	50kW/68PS	SOHC	TD9452	
1.9 Diesel	AQM	1896cc	∅ 79.50	4 Cyl.	8V	50kW/68PS	SOHC	TD11351	
CAM670							FOL143 (x8) [11]	[11] Hydraulic	
1.9 Diesel	AGR	1896cc	∅ 79.50	4 Cyl.	8V	66kW/89PS	SOHC	TD9364	
CAM671 eng.034859→							FOL143 (x8) [11]	[11] Hydraulic	
1.9 Diesel	AHF	1896cc	∅ 79.50	4 Cyl.	8V	81kW/110PS	SOHC	TD9788	
1.9 Diesel	ALH	1896cc	∅ 79.50	4 Cyl.	8V	66kW/89PS	SOHC	TD9455	
1.9 Diesel	ASV	1896cc	∅ 79.50	4 Cyl.	8V	81kW/110PS	SOHC	TD13773	
CAM671							FOL143 (x8) [11]	[11] Hydraulic	
1.9 Diesel	AJM	1896cc	∅ 79.50	4 Cyl.	8V	85kW/116PS	SOHC	TD12588	
1.9 Diesel	ARL	1896cc	∅ 79.50	4 Cyl.	8V	110kW/150PS	SOHC	TD15484	
1.9 Diesel	ASZ	1896cc	∅ 79.50	4 Cyl.	8V	96kW/131PS	SOHC	TD16231	
1.9 Diesel	ATD	1896cc	∅ 79.50	4 Cyl.	8V	74kW/100PS	SOHC	TD15473	
1.9 Diesel	AUY	1896cc	∅ 79.50	4 Cyl.	8V	85kW/116PS	SOHC	TD14915	
1.9 Diesel	AXR	1896cc	∅ 79.50	4 Cyl.	8V	74kW/100PS	SOHC	TD16337	
CAM672 [25][29] CAM914 [27][29] CAM928 [20][29]							FOL175 (x8) [11] FOL202 (x8) [11][21]	[11] Hydraulic [20] Steel [21] Diamond-coated [25] Chilled Cast Iron [27] Induction Hardened Cast Iron [29] Refer to SB2202 for installation guide	
2.0	AGG	1984cc	∅ 82.50	4 Cyl.	8V	85kW/116PS	SOHC	TD4989	
2.0	AKR	1984cc	∅ 82.50	4 Cyl.	8V	85kW/116PS	SOHC	TD11354	
2.0	ATU	1984cc	∅ 82.50	4 Cyl.	8V	85kW/116PS	SOHC	TD15490	
2.0	AWF	1984cc	∅ 82.50	4 Cyl.	8V	85kW/116PS	SOHC	TD15488	
2.0	AWG	1984cc	∅ 82.50	4 Cyl.	8V	85kW/116PS	SOHC	TD15489	
CAM913							FOL143 (x8) [11]	[11] Hydraulic	
2.0	APK	1984cc	∅ 82.50	4 Cyl.	8V	85kW/116PS	SOHC	TD11927	
2.0	AQY	1984cc	∅ 82.50	4 Cyl.	8V	85kW/116PS	SOHC	TD10607	
2.0	AZG	1984cc	∅ 82.50	4 Cyl.	8V	85kW/116PS	SOHC	TD15470	
2.0	AZH	1984cc	∅ 82.50	4 Cyl.	8V	85kW/116PS	SOHC	TD15479	
2.0	AZJ	1984cc	∅ 82.50	4 Cyl.	8V	85kW/116PS	SOHC	TD16419	
2.0	BEH	1984cc	∅ 82.50	4 Cyl.	8V	85kW/116PS	SOHC	TD16527	
							FOL143 (x8) [11]	[11] Hydraulic	
2.3	AGZ	2324cc	∅ 81.00	5 Cyl.	10V	110kW/150PS	DOHC	TD5559	
							FOL92 (x10) [11]	[11] Hydraulic	
2.3	AQN	2324cc	∅ 81.00	5 Cyl.	20V	125kW/170PS	DOHC	TD15472	
							FOL154 (x20) [11]	[11] Hydraulic	

								
856 Golf V		10/03→07/09						
1.4	BKG	1390cc	Ø 76.50	4 Cyl.	16V	66kW/89PS	DOHC	TD17181
						FOL179 (x16)	FOL167 (x16) [11]	[11] Hydraulic
1.4	BCA	1390cc	Ø 76.50	4 Cyl.	16V	55kW/75PS	DOHC	TD16386
1.4	BUD	1390cc	Ø 76.50	4 Cyl.	16V	59kW/80PS	DOHC	TD18909
CAM925 						FOL179 (x16)	FOL167 (x16) [11]	[11] Hydraulic
1.4	BLN	1390cc	Ø 76.50	4 Cyl.	16V	66kW/90PS	DOHC	TD18911
						FOL167 (x16) [11]		[11] Hydraulic
1.4	BLG	1390cc	Ø 76.50	4 Cyl.	16V	125kW/170PS	DOHC	TD18470
1.4	BMY	1390cc	Ø 76.50	4 Cyl.	16V	103kW/140PS	DOHC	TD18910
1.4	CAVD	1390cc	Ø 76.50	4 Cyl.	16V	118kW/160PS	DOHC	TD20792
1.4	CAXA	1390cc	Ø 76.50	4 Cyl.	16V	90kW/122PS	DOHC	TD20606
						FOL223 (x16)	FOL167 (x16) [11]	[11] Hydraulic
1.6	BGU	1595cc	Ø 81.00	4 Cyl.	8V	75kW/102PS	SOHC	TD17067
1.6	BSE	1595cc	Ø 81.00	4 Cyl.	8V	75kW/102PS	SOHC	TD18222
1.6	BSF	1595cc	Ø 81.00	4 Cyl.	8V	75kW/102PS	SOHC	TD18223
1.6	CCSA	1595cc	Ø 81.00	4 Cyl.	8V	75kW/102PS	SOHC	TD20780
						FOL226 (x8)	FOL167 (x8) [11]	[11] Hydraulic
1.6	BAG	1598cc	Ø 76.50	4 Cyl.	16V	85kW/115PS	DOHC	TD17048
						FOL179 (x16)	FOL167 (x16) [11]	[11] Hydraulic
1.6	BLF	1598cc	Ø 76.50	4 Cyl.	16V	85kW/115PS	DOHC	TD18100
1.6	BLP	1598cc	Ø 76.50	4 Cyl.	16V	85kW/115PS	DOHC	TD18202
						FOL223 (x16)	FOL167 (x16) [11]	[11] Hydraulic
1.9 Diesel	BKC	1896cc	Ø 79.50	4 Cyl.	8V	77kW/105PS	SOHC	TD17079
1.9 Diesel	BRU	1896cc	Ø 79.50	4 Cyl.	8V	66kW/89PS	SOHC	TD17468
1.9 Diesel	BXE	1896cc	Ø 79.50	4 Cyl.	8V	77kW/105PS	SOHC	TD18908
1.9 Diesel	BXF	1896cc	Ø 79.50	4 Cyl.	8V	66kW/90PS	SOHC	TD18907
CAM672 [25][29] CAM914 [27][29] CAM928 [20][29]						FOL175 (x8) [11] FOL202 (x8) [11][21]		[11] Hydraulic [20] Steel [21] Diamond-coated [25] Chilled Cast Iron [27] Induction Hardened Cast Iron [29] Refer to SB2202 for installation guide
1.9 Diesel	BLS	1896cc	Ø 79.50	4 Cyl.	8V	77kW/105PS	SOHC	TD18224
1.9 Diesel	BXJ	1896cc	Ø 79.50	4 Cyl.	8V	66kW/90PS	SOHC	TD20493
CAM904						FOL175 (x8) [11] FOL202 (x8) [11][21]		[11] Hydraulic [21] Diamond-coated
2.0	BHY	1984cc	Ø 82.50	4 Cyl.	8V	85kW/115PS	SOHC	TD22634
						FOL143 (x8) [11]		[11] Hydraulic
2.0	CAWB	1984cc	Ø 82.50	4 Cyl.	16V	147kW/200PS	DOHC	TD20732
2.0	CBFA	1984cc	Ø 82.50	4 Cyl.	16V	147kW/200PS	DOHC	TD20797
2.0	CCTA	1984cc	Ø 82.50	4 Cyl.	16V	147kW/200PS	DOHC	TD20795
						FOL167 (x16) [11]		[11] Hydraulic



856 Golf V		10/03→07/09						
2.0	AXW	1984cc	∅ 82.50	4 Cyl.	16V	110kW/150PS	DOHC	TD17081
						FOL224 (x16)	FOL154 (x16) [11]	[11] Hydraulic
2.0	AXX	1984cc	∅ 82.50	4 Cyl.	16V	147kW/200PS	DOHC	TD18540
2.0	BLR	1984cc	∅ 82.50	4 Cyl.	16V	110kW/150PS	DOHC	TD18134
2.0	BLX	1984cc	∅ 82.50	4 Cyl.	16V	110kW/150PS	DOHC	TD17985
2.0	BLY	1984cc	∅ 82.50	4 Cyl.	16V	110kW/150PS	DOHC	TD17986
2.0	BPY	1984cc	∅ 82.50	4 Cyl.	16V	147kW/200PS	DOHC	TD18883
2.0	BVX	1984cc	∅ 82.50	4 Cyl.	16V	110kW/150PS	DOHC	TD18912
2.0	BVY	1984cc	∅ 82.50	4 Cyl.	16V	110kW/150PS	DOHC	TD18468
2.0	BVZ	1984cc	∅ 82.50	4 Cyl.	16V	110kW/150PS	DOHC	TD18469
2.0	BYD	1984cc	∅ 82.50	4 Cyl.	16V	169kW/230PS	DOHC	TD19430
						FOL224 (x16)	FOL167 (x16) [11]	[11] Hydraulic
2.0 Diesel	BMM	1968cc	∅ 81.00	4 Cyl.	8V	103kW/140PS	SOHC	TD18482
CAM904							FOL175 (x8) [11] FOL202 (x8) [11][21]	[11] Hydraulic [21] Diamond-coated
2.0 Diesel	BDK	1968cc	∅ 81.00	4 Cyl.	8V	55kW/75PS	SOHC	TD17359
CAM968							FOL175 (x8) [11] FOL202 (x8) [11][21]	[11] Hydraulic [21] Diamond-coated
2.0 Diesel	AZV	1968cc	∅ 81.00	4 Cyl.	16V	100kW/136PS	DOHC	TD16862
2.0 Diesel	BKD	1968cc	∅ 81.00	4 Cyl.	16V	103kW/140PS	DOHC	TD17080
CAM939						FOL237 (x4) FOL238 (x4) FOL239 (x4) FOL240 (x4)		
2.0 Diesel	BMN	1968cc	∅ 81.00	4 Cyl.	16V	125kW/170PS	DOHC	TD18471
CAM939						FOL237 (x4) FOL238 (x4) FOL239 (x4) FOL240 (x4)		
2.0 Diesel	CBDB	1968cc	∅ 81.00	4 Cyl.	16V	103kW/140PS	DOHC	TD21070
CAM961						FOL210 (x16)	FOL195 (x16) [11]	[11] Hydraulic
CAM962								
857 Golf VI		10/08→11/13						
1.2	CBZA	1197cc	∅ 71.00	4 Cyl.	8V	63kW/86PS	SOHC	TD24312
1.2	CBZB	1197cc	∅ 71.00	4 Cyl.	8V	77kW/105PS	SOHC	TD23520
							FOL167 (x8) [11]	[11] Hydraulic
1.2	CJZA	1197cc	∅ 71.00	4 Cyl.	16V	77kW/105PS	DOHC	TD27189
							FOL207 (x16) [11]	[11] Hydraulic
1.4	BUD	1390cc	∅ 76.50	4 Cyl.	16V	59kW/80PS	DOHC	TD18909
CAM925						FOL179 (x16)	FOL167 (x16) [11]	[11] Hydraulic
1.4	CAVD	1390cc	∅ 76.50	4 Cyl.	16V	118kW/160PS	DOHC	TD20792
1.4	CAXA	1390cc	∅ 76.50	4 Cyl.	16V	90kW/122PS	DOHC	TD20606
1.4	CNWA	1390cc	∅ 76.50	4 Cyl.	16V	118kW/160PS	DOHC	TD24834
1.4	CTHD	1390cc	∅ 76.50	4 Cyl.	16V	118kW/160PS	DOHC	TD26574
1.4	CTKA	1390cc	∅ 76.50	4 Cyl.	16V	118kW/160PS	DOHC	TD26695
						FOL223 (x16)	FOL167 (x16) [11]	[11] Hydraulic


857 Golf VI 10/08→11/13

1.4	CGGA	1390cc	∅ 76.50	4 Cyl.	16V	59kW/80PS	DOHC	TD20791
						FOL179 (x16)	FOL167 (x16) [11]	[11] Hydraulic
1.6	BSE	1595cc	∅ 81.00	4 Cyl.	8V	75kW/102PS	SOHC	TD18222
1.6	BSF	1595cc	∅ 81.00	4 Cyl.	8V	75kW/102PS	SOHC	TD18223
1.6	CCSA	1595cc	∅ 81.00	4 Cyl.	8V	75kW/102PS	SOHC	TD20780
1.6	CHGA	1595cc	∅ 81.00	4 Cyl.	8V	75kW/102PS	SOHC	TD22180
1.6	CMXA	1595cc	∅ 81.00	4 Cyl.	8V	75kW/102PS	SOHC	TD24313
						FOL226 (x8)	FOL167 (x8) [11]	[11] Hydraulic
1.6 Diesel	CAYB	1598cc	∅ 79.50	4 Cyl.	16V	66kW/90PS	DOHC	TD22638
1.6 Diesel	CAYC	1598cc	∅ 79.50	4 Cyl.	16V	77kW/105PS	DOHC	TD22639
CAM961 ■ CAM962 ■						FOL210 (x16)	FOL195 (x16) [11]	[11] Hydraulic
2.0	CBFA	1984cc	∅ 82.50	4 Cyl.	16V	147kW/200PS	DOHC	TD20797
2.0	CCTA	1984cc	∅ 82.50	4 Cyl.	16V	147kW/200PS	DOHC	TD20795
2.0	CCZA	1984cc	∅ 82.50	4 Cyl.	16V	147kW/200PS	DOHC	TD22172
2.0	CCZB	1984cc	∅ 82.50	4 Cyl.	16V	155kW/211PS	DOHC	TD22181
							FOL167 (x16) [11]	[11] Hydraulic
2.0	CDLA	1984cc	∅ 82.50	4 Cyl.	16V	195kW/265PS	DOHC	TD22642
2.0	CDLC	1984cc	∅ 82.50	4 Cyl.	16V	188kW/256PS	DOHC	TD22469
2.0	CDLF	1984cc	∅ 82.50	4 Cyl.	16V	199kW/270PS	DOHC	TD23525
2.0	CDLG	1984cc	∅ 82.50	4 Cyl.	16V	173kW/235PS	DOHC	TD25853
						FOL224 (x16)	FOL167 (x16) [11]	[11] Hydraulic
2.0 Diesel	CBAA	1968cc	∅ 81.00	4 Cyl.	16V	100kW/136PS	DOHC	TD20798
2.0 Diesel	CBAB	1968cc	∅ 81.00	4 Cyl.	16V	103kW/140PS	DOHC	TD20799
2.0 Diesel	CBBB	1968cc	∅ 81.00	4 Cyl.	16V	125kW/170PS	DOHC	TD20949
2.0 Diesel	CBDC	1968cc	∅ 81.00	4 Cyl.	16V	81kW/110PS	DOHC	TD21109
2.0 Diesel	CFFA	1968cc	∅ 81.00	4 Cyl.	16V	100kW/136PS	DOHC	TD23312
2.0 Diesel	CFFB	1968cc	∅ 81.00	4 Cyl.	16V	103kW/140PS	DOHC	TD23178
2.0 Diesel	CFGB	1968cc	∅ 81.00	4 Cyl.	16V	125kW/170PS	DOHC	TD23180
2.0 Diesel	CLCA	1968cc	∅ 81.00	4 Cyl.	16V	81kW/110PS	DOHC	TD24835
2.0 Diesel	CLCB	1968cc	∅ 81.00	4 Cyl.	16V	103kW/140PS	DOHC	TD24600
CAM961 ■ CAM962 ■						FOL210 (x16)	FOL195 (x16) [11]	[11] Hydraulic

858 Golf VII 08/12→

1.2	CJZA	1197cc	∅ 71.00	4 Cyl.	16V	77kW/105PS	DOHC	TD27189
1.2	CJZB	1197cc	∅ 71.00	4 Cyl.	16V	63kW/86PS	SOHC	TD27190
1.4	CHPA	1395cc	∅ 74.50	4 Cyl.	16V	103kW/140PS	DOHC	TD27194
1.4	CHPB	1390cc	∅ 76.50	4 Cyl.	16V	110kW/150PS	DOHC	TD27858
1.4	CMBA	1395cc	∅ 74.50	4 Cyl.	16V	90kW/122PS	DOHC	TD27191
1.4	CXSA	1395cc	∅ 74.50	4 Cyl.	16V	90kW/122PS	DOHC	TD27193

FOL207 (x16) [11] [11] Hydraulic



KIT



859 Golf Plus		01/05→06/08						
1.2	CBZA	1197cc	∅ 71.00	4 Cyl.	8V	63kW/86PS	SOHC	TD24312
1.2	CBZB	1197cc	∅ 71.00	4 Cyl.	8V	77kW/105PS	SOHC	TD23520
							FOL167 (x8) [11]	[11] Hydraulic
1.4	BLG	1390cc	∅ 76.50	4 Cyl.	16V	125kW/170PS	DOHC	TD18470
1.4	BMY	1390cc	∅ 76.50	4 Cyl.	16V	103kW/140PS	DOHC	TD18910
1.4	CAVD	1390cc	∅ 76.50	4 Cyl.	16V	118kW/160PS	DOHC	TD20792
1.4	CAXA	1390cc	∅ 76.50	4 Cyl.	16V	90kW/122PS	DOHC	TD20606
1.4	CNWA	1390cc	∅ 76.50	4 Cyl.	16V	118kW/160PS	DOHC	TD24834
						FOL223 (x16)	FOL167 (x16) [11]	[11] Hydraulic
1.4	BLN	1390cc	∅ 76.50	4 Cyl.	16V	66kW/90PS	DOHC	TD18911
							FOL167 (x16) [11]	[11] Hydraulic
1.4	BCA	1390cc	∅ 76.50	4 Cyl.	16V	55kW/75PS	DOHC	TD16386
1.4	BUD	1390cc	∅ 76.50	4 Cyl.	16V	59kW/80PS	DOHC	TD18909
	CAM925					FOL179 (x16)	FOL167 (x16) [11]	[11] Hydraulic
1.4	CGGA	1390cc	∅ 76.50	4 Cyl.	16V	59kW/80PS	DOHC	TD20791
						FOL179 (x16)	FOL167 (x16) [11]	[11] Hydraulic
1.6	BSE	1595cc	∅ 81.00	4 Cyl.	8V	75kW/102PS	SOHC	TD18222
1.6	BSF	1595cc	∅ 81.00	4 Cyl.	8V	75kW/102PS	SOHC	TD18223
1.6	CCSA	1595cc	∅ 81.00	4 Cyl.	8V	75kW/102PS	SOHC	TD20780
1.6	CHGA	1595cc	∅ 81.00	4 Cyl.	8V	75kW/102PS	SOHC	TD22180
1.6	CMXA	1595cc	∅ 81.00	4 Cyl.	8V	75kW/102PS	SOHC	TD24313
						FOL226 (x8)	FOL167 (x8) [11]	[11] Hydraulic
1.6	BLF	1598cc	∅ 76.50	4 Cyl.	16V	85kW/115PS	DOHC	TD18100
						FOL223 (x16)	FOL167 (x16) [11]	[11] Hydraulic
1.6 Diesel	CAYB	1598cc	∅ 79.50	4 Cyl.	16V	66kW/90PS	DOHC	TD22638
1.6 Diesel	CAYC	1598cc	∅ 79.50	4 Cyl.	16V	77kW/105PS	DOHC	TD22639
	CAM961 CAM962					FOL210 (x16)	FOL195 (x16) [11]	[11] Hydraulic
1.9 Diesel	BKC	1896cc	∅ 79.50	4 Cyl.	8V	77kW/105PS	SOHC	TD17079
1.9 Diesel	BRU	1896cc	∅ 79.50	4 Cyl.	8V	66kW/89PS	SOHC	TD17468
1.9 Diesel	BXE	1896cc	∅ 79.50	4 Cyl.	8V	77kW/105PS	SOHC	TD18908
1.9 Diesel	BXF	1896cc	∅ 79.50	4 Cyl.	8V	66kW/90PS	SOHC	TD18907
	CAM672 [25][29] CAM914 [27][29] CAM928 [20][29]						FOL175 (x8) [11] FOL202 (x8) [11][21]	[11] Hydraulic [20] Steel [21] Diamond-coated [25] Chilled Cast Iron [27] Induction Hardened Cast Iron [29] Refer to SB2202 for installation guide
1.9 Diesel	BLS	1896cc	∅ 79.50	4 Cyl.	8V	77kW/105PS	SOHC	TD18224
1.9 Diesel	BXJ	1896cc	∅ 79.50	4 Cyl.	8V	66kW/90PS	SOHC	TD20493
	CAM904						FOL175 (x8) [11] FOL202 (x8) [11][21]	[11] Hydraulic [21] Diamond-coated



859 Golf Plus		01/05→06/08							
2.0	BLR	1984cc	Ø 82.50	4 Cyl.	16V	110kW/150PS	DOHC	TD18134	
2.0	BLY	1984cc	Ø 82.50	4 Cyl.	16V	110kW/150PS	DOHC	TD17986	
2.0	BVY	1984cc	Ø 82.50	4 Cyl.	16V	110kW/150PS	DOHC	TD18468	
2.0	BVZ	1984cc	Ø 82.50	4 Cyl.	16V	110kW/150PS	DOHC	TD18469	
							FOL224 (x16)	FOL167 (x16) [11]	[11] Hydraulic
2.0 Diesel	BMM	1968cc	Ø 81.00	4 Cyl.	8V	103kW/140PS	SOHC	TD18482	
CAM904							FOL175 (x8) [11]	FOL202 (x8) [11][21]	[11] Hydraulic [21] Diamond-coated
2.0 Diesel	CBDA	1968cc	Ø 81.00	4 Cyl.	16V	100kW/136PS	DOHC	TD22715	
2.0 Diesel	CBDB	1968cc	Ø 81.00	4 Cyl.	16V	103kW/140PS	DOHC	TD21070	
2.0 Diesel	CBDC	1968cc	Ø 81.00	4 Cyl.	16V	81kW/110PS	DOHC	TD21109	
2.0 Diesel	CFHB	1968cc	Ø 81.00	4 Cyl.	16V	100kW/136PS	DOHC	TD24314	
2.0 Diesel	CFHC	1968cc	Ø 81.00	4 Cyl.	16V	103kW/140PS	DOHC	TD24315	
2.0 Diesel	CLCA	1968cc	Ø 81.00	4 Cyl.	16V	81kW/110PS	DOHC	TD24835	
CAM961 ■ CAM962 ■							FOL210 (x16)	FOL195 (x16) [11]	[11] Hydraulic
2.0 Diesel	AZV	1968cc	Ø 81.00	4 Cyl.	16V	100kW/136PS	DOHC	TD16862	
2.0 Diesel	BKD	1968cc	Ø 81.00	4 Cyl.	16V	103kW/140PS	DOHC	TD17080	
CAM939 ■ CAM938 ■							FOL237 ■ (x4) FOL238 ■ (x4) FOL239 ■ (x4) FOL240 ■ (x4)		
860 Jetta I		08/80→02/84							
1.6	EW	1595cc	Ø 81.00	4 Cyl.	8V	55kW/75PS	SOHC	TD4070	
							FOL92 (x8) [11]	[11] Hydraulic	
1.6 Diesel	CR	1588cc	Ø 76.50	4 Cyl.	8V	40kW/54PS	SOHC	TD4992	
							FOL91 (x8) [13]	[13] Mechanical	
1.6 Diesel	CY	1588cc	Ø 76.50	4 Cyl.	8V	51kW/69PS	SOHC	TD4052	
1.6 Diesel	JK	1588cc	Ø 76.50	4 Cyl.	8V	40kW/54PS	SOHC	TD5013	
CAM393							FOL92 (x8) [11]	[11] Hydraulic	
1.8	DX	1781cc	Ø 81.00	4 Cyl.	8V	82kW/111PS	SOHC	TD4063	
CAM411							FOL92 (x8) [11]	[11] Hydraulic	
861 Jetta II		01/84→12/92							
1.3	2G	1272cc	Ø 75.00	4 Cyl.	8V	40kW/54PS	SOHC	TD4964	
							FOL143 (x8) [11]	[11] Hydraulic	
1.3	HK	1272cc	Ø 75.00	4 Cyl.	8V	40kW/54PS	SOHC	TD5011	
1.3	MH	1272cc	Ø 75.00	4 Cyl.	8V	40kW/54PS	SOHC	TD4131	
1.3	NZ	1272cc	Ø 75.00	4 Cyl.	8V	40kW/54PS	SOHC	TD4136	
1.6	ABN	1595cc	Ø 81.00	4 Cyl.	8V	55kW/75PS	SOHC	TD4974	
1.6	EZ	1595cc	Ø 81.00	4 Cyl.	8V	55kW/75PS	SOHC	TD4074	
1.6	PN	1595cc	Ø 81.00	4 Cyl.	8V	51kW/70PS	SOHC	TD4141	
1.6	RF	1595cc	Ø 81.00	4 Cyl.	8V	53kW/72PS	SOHC	TD5025	
							FOL92 (x8) [11]	[11] Hydraulic	



861 Jetta II

01/84→12/92

1.6 Diesel	1V	1588cc	∅ 76.50	4 Cyl.	8V	44kW/60PS	SOHC	TD3996
1.6 Diesel	JP	1588cc	∅ 76.50	4 Cyl.	8V	40kW/54PS	SOHC	TD4120
1.6 Diesel	JR	1588cc	∅ 76.50	4 Cyl.	8V	51kW/70PS	SOHC	TD4121
1.6 Diesel	ME	1588cc	∅ 76.50	4 Cyl.	8V	40kW/54PS	SOHC	TD4129
1.6 Diesel	MF	1588cc	∅ 76.50	4 Cyl.	8V	51kW/70PS	SOHC	TD4130
1.6 Diesel	RA	1588cc	∅ 76.50	4 Cyl.	8V	59kW/80PS	SOHC	TD5024
1.6 Diesel	SB	1588cc	∅ 76.50	4 Cyl.	8V	59kW/80PS	SOHC	TD5028
CAM393							FOL92 (x8) [11]	[11] Hydraulic
1.8	GU	1781cc	∅ 81.00	4 Cyl.	8V	66kW/89PS	SOHC	TD5007
1.8	RH	1781cc	∅ 81.00	4 Cyl.	8V	62kW/84PS	SOHC	TD5026
1.8	RP	1781cc	∅ 81.00	4 Cyl.	8V	66kW/89PS	SOHC	TD5027
							FOL92 (x8) [11]	[11] Hydraulic
1.8	1P	1781cc	∅ 81.00	4 Cyl.	8V	72kW/98PS	SOHC	TD3995
1.8	EV	1781cc	∅ 81.00	4 Cyl.	8V	82kW/111PS	SOHC	TD4069
1.8	GX	1781cc	∅ 81.00	4 Cyl.	8V	66kW/89PS	SOHC	TD4100
1.8	PB	1781cc	∅ 81.00	4 Cyl.	8V	82kW/111PS	SOHC	TD9367
1.8	PF	1781cc	∅ 81.00	4 Cyl.	8V	79kW/107PS	SOHC	TD4139
1.8	RD	1781cc	∅ 81.00	4 Cyl.	8V	79kW/107PS	SOHC	TD4143
1.8	RV	1781cc	∅ 81.00	4 Cyl.	8V	77kW/105PS	SOHC	TD4151
CAM411							FOL92 (x8) [11]	[11] Hydraulic
1.8	KR	1781cc	∅ 81.00	4 Cyl.	16V	98kW/133PS	DOHC	TD5019
							FOL143 (x16) [11]	[11] Hydraulic
1.8	PL	1781cc	∅ 81.00	4 Cyl.	16V	95kW/129PS	DOHC	TD5021
							FOL92 (x16) [11]	[11] Hydraulic

862 Jetta III

08/05→10/10

1.4	BLG	1390cc	∅ 76.50	4 Cyl.	16V	125kW/170PS	DOHC	TD18470
1.4	BMY	1390cc	∅ 76.50	4 Cyl.	16V	103kW/140PS	DOHC	TD18910
1.4	CAVD	1390cc	∅ 76.50	4 Cyl.	16V	118kW/160PS	DOHC	TD20792
1.4	CAXA	1390cc	∅ 76.50	4 Cyl.	16V	90kW/122PS	DOHC	TD20606
					FOL223 (x16)	FOL167 (x16) [11]	[11] Hydraulic	
1.6	BGU	1595cc	∅ 81.00	4 Cyl.	8V	75kW/102PS	SOHC	TD17067
1.6	BSE	1595cc	∅ 81.00	4 Cyl.	8V	75kW/102PS	SOHC	TD18222
1.6	BSF	1595cc	∅ 81.00	4 Cyl.	8V	75kW/102PS	SOHC	TD18223
1.6	CCSA	1595cc	∅ 81.00	4 Cyl.	8V	75kW/102PS	SOHC	TD20780
					FOL226 (x8)	FOL167 (x8) [11]	[11] Hydraulic	
1.6	BLF	1598cc	∅ 76.50	4 Cyl.	16V	85kW/115PS	DOHC	TD18100
					FOL223 (x16)	FOL167 (x16) [11]	[11] Hydraulic	
1.6 Diesel	CAYB	1598cc	∅ 79.50	4 Cyl.	16V	66kW/90PS	DOHC	TD22638
1.6 Diesel	CAYC	1598cc	∅ 79.50	4 Cyl.	16V	77kW/105PS	DOHC	TD22639
CAM961 ■ CAM962 ■					FOL210 (x16)	FOL195 (x16) [11]	[11] Hydraulic	



862 Jetta III

08/05→10/10

1.9 Diesel	BKC	1896cc	∅ 79.50	4 Cyl.	8V	77kW/105PS	SOHC	TD17079
1.9 Diesel	BXE	1896cc	∅ 79.50	4 Cyl.	8V	77kW/105PS	SOHC	TD18908
CAM672 [25][29] CAM914 [27][29] CAM928 [20][29]							FOL175 (x8) [11] FOL202 (x8) [11][21]	[11] Hydraulic [20] Steel [21] Diamond-coated [25] Chilled Cast Iron [27] Induction Hardened Cast Iron [29] Refer to SB2202 for installation guide
1.9 Diesel	BLS	1896cc	∅ 79.50	4 Cyl.	8V	77kW/105PS	SOHC	TD18224
CAM904							FOL175 (x8) [11] FOL202 (x8) [11][21]	[11] Hydraulic [21] Diamond-coated
2.0	BHY	1984cc	∅ 82.50	4 Cyl.	8V	85kW/115PS	SOHC	TD22634
							FOL143 (x8) [11]	[11] Hydraulic
2.0	AXX	1984cc	∅ 82.50	4 Cyl.	16V	147kW/200PS	DOHC	TD18540
2.0	BLR	1984cc	∅ 82.50	4 Cyl.	16V	110kW/150PS	DOHC	TD18134
2.0	BLX	1984cc	∅ 82.50	4 Cyl.	16V	110kW/150PS	DOHC	TD17985
2.0	BLY	1984cc	∅ 82.50	4 Cyl.	16V	110kW/150PS	DOHC	TD17986
2.0	BPY	1984cc	∅ 82.50	4 Cyl.	16V	147kW/200PS	DOHC	TD18883
2.0	BVY	1984cc	∅ 82.50	4 Cyl.	16V	110kW/150PS	DOHC	TD18468
2.0	BVZ	1984cc	∅ 82.50	4 Cyl.	16V	110kW/150PS	DOHC	TD18469
						FOL224 (x16)	FOL167 (x16) [11]	[11] Hydraulic
2.0	CAWB	1984cc	∅ 82.50	4 Cyl.	16V	147kW/200PS	DOHC	TD20732
2.0	CBFA	1984cc	∅ 82.50	4 Cyl.	16V	147kW/200PS	DOHC	TD20797
2.0	CCTA	1984cc	∅ 82.50	4 Cyl.	16V	147kW/200PS	DOHC	TD20795
2.0	CCZA	1984cc	∅ 82.50	4 Cyl.	16V	147kW/200PS	DOHC	TD22172
							FOL167 (x16) [11]	[11] Hydraulic
2.0 Diesel	BMM	1968cc	∅ 81.00	4 Cyl.	8V	103kW/140PS	SOHC	TD18482
CAM904							FOL175 (x8) [11] FOL202 (x8) [11][21]	[11] Hydraulic [21] Diamond-coated
2.0 Diesel	CBDA	1968cc	∅ 81.00	4 Cyl.	16V	100kW/136PS	DOHC	TD22715
2.0 Diesel	CBDB	1968cc	∅ 81.00	4 Cyl.	16V	103kW/140PS	DOHC	TD21070
2.0 Diesel	CEGA	1968cc	∅ 81.00	4 Cyl.	16V	125kW/170PS	DOHC	TD24125
2.0 Diesel	CJAA	1968cc	∅ 81.00	4 Cyl.	16V	103kW/140PS	DOHC	TD23179
CAM961 ■ CAM962 ■						FOL210 (x16)	FOL195 (x16) [11]	[11] Hydraulic
2.0 Diesel	AZV	1968cc	∅ 81.00	4 Cyl.	16V	100kW/136PS	DOHC	TD16862
2.0 Diesel	BKD	1968cc	∅ 81.00	4 Cyl.	16V	103kW/140PS	DOHC	TD17080
CAM939 ■ CAM938 ■						FOL237 ■ (x4) FOL238 ■ (x4) FOL239 ■ (x4) FOL240 ■ (x4)		
2.0 Diesel	BMN	1968cc	∅ 81.00	4 Cyl.	16V	125kW/170PS	DOHC	TD18471
CAM939 ■						FOL237 ■ (x4) FOL238 ■ (x4) FOL239 ■ (x4) FOL240 ■ (x4)		



862 Jetta III		08/05→10/10						
2.5	BGP	2480cc	∅ 83.60	5 Cyl.	20V	110kW/150PS	DOHC	TD20522
2.5	BTK	2480cc	∅ 83.60	5 Cyl.	20V	110kW/150PS	DOHC	TD20521
2.5	CBTA	2480cc	∅ 83.60	5 Cyl.	20V	125kW/170PS	DOHC	TD20855
2.5	CBUA	2480cc	∅ 82.50	5 Cyl.	20V	125kW/170PS	DOHC	TD22542
2.5	CCCA	2480cc	∅ 82.50	5 Cyl.	20V	125kW/170PS	DOHC	TD22640
						FOL224 (x20)	FOL167 (x20) [11]	[11] Hydraulic
2.8	AAA	2792cc	∅ 81.00	6 Cyl.	12V	128kW/174PS	DOHC	TD3999
							FOL92 (x12) [11]	[11] Hydraulic

863 Jetta IV		04/10→07/14						
1.2	CBZB	1197cc	∅ 71.00	4 Cyl.	8V	77kW/105PS	SOHC	TD23520
							FOL167 (x8) [11]	[11] Hydraulic
1.4	CAVA	1390cc	∅ 76.50	4 Cyl.	16V	110kW/150PS	DOHC	TD22452
1.4	CAVD	1390cc	∅ 76.50	4 Cyl.	16V	118kW/160PS	DOHC	TD20792
1.4	CAXA	1390cc	∅ 76.50	4 Cyl.	16V	90kW/122PS	DOHC	TD20606
1.4	CTHA	1390cc	∅ 76.50	4 Cyl.	16V	110kW/150PS	DOHC	TD26573
1.4	CTHD	1390cc	∅ 76.50	4 Cyl.	16V	118kW/160PS	DOHC	TD26574
						FOL223 (x16)	FOL167 (x16) [11]	[11] Hydraulic
1.4	CMSB	1390cc	∅ 76.50	4 Cyl.	16V	90kW/122PS	DOHC	TD25468
							FOL167 (x16) [11]	[11] Hydraulic
1.6	CFNA	1598cc	∅ 76.50	4 Cyl.	16V	77kW/105PS	DOHC	TD25747
1.6	CFNB	1598cc	∅ 76.50	4 Cyl.	16V	63kW/86PS	DOHC	TD25748
						FOL223 (x16)	FOL167 (x16) [11]	[11] Hydraulic
1.6 Diesel	CAYC	1598cc	∅ 79.50	4 Cyl.	16V	77kW/105PS	DOHC	TD22639
CAM961 ■ CAM962 ■						FOL210 (x16)	FOL195 (x16) [11]	[11] Hydraulic
2.0	CBFA	1984cc	∅ 82.50	4 Cyl.	16V	147kW/200PS	DOHC	TD20797
2.0	CCTA	1984cc	∅ 82.50	4 Cyl.	16V	147kW/200PS	DOHC	TD20795
2.0	CCZA	1984cc	∅ 82.50	4 Cyl.	16V	147kW/200PS	DOHC	TD22172
							FOL167 (x16) [11]	[11] Hydraulic
2.0	CPLA	1984cc	∅ 82.50	4 Cyl.	16V	155kW/211PS	DOHC	TD27205
							FOL207 (x16) [11]	[11] Hydraulic
2.0 Diesel	CFFB	1968cc	∅ 81.00	4 Cyl.	16V	103kW/140PS	DOHC	TD23178
2.0 Diesel	CLCA	1968cc	∅ 81.00	4 Cyl.	16V	81kW/110PS	DOHC	TD24835
2.0 Diesel	CLCB	1968cc	∅ 81.00	4 Cyl.	16V	103kW/140PS	DOHC	TD24600
CAM961 ■ CAM962 ■						FOL210 (x16)	FOL195 (x16) [11]	[11] Hydraulic
2.5	CBTA	2480cc	∅ 83.60	5 Cyl.	20V	125kW/170PS	DOHC	TD20855
2.5	CBUA	2480cc	∅ 82.50	5 Cyl.	20V	125kW/170PS	DOHC	TD22542
2.5	CCCA	2480cc	∅ 82.50	5 Cyl.	20V	125kW/170PS	DOHC	TD22640
						FOL224 (x20)	FOL167 (x20) [11]	[11] Hydraulic


864 LT 28-35

12/78→07/06

2.4	1E	2382cc	∅ 76.50	6 Cyl.	12V	70kW/95PS	SOHC	TD4956
							FOL92 (x12) [11]	[11] Hydraulic
2.4 Diesel	1G	2383cc	∅ 76.50	6 Cyl.	12V	68kW/92PS	SOHC	TD3993
2.4 Diesel	1S	2383cc	∅ 76.50	6 Cyl.	12V	51kW/70PS	SOHC	TD4958
	CAM447						FOL92 (x12) [11]	[11] Hydraulic
2.4 Diesel	CP	2383cc	∅ 76.50	6 Cyl.	12V	55kW/75PS	SOHC	TD4047
2.4 Diesel	DV	2383cc	∅ 76.50	6 Cyl.	12V	75/80kW/102/109PS	SOHC	TD4061
2.4 Diesel	DW	2383cc	∅ 76.50	6 Cyl.	12V	55/57kW/75/78PS	SOHC	TD4062
	CAM447 01/90→						FOL91 (x12) [13] →12/89 FOL92 (x12) [11] 01/90→	[11] Hydraulic [13] Mechanical
2.4 Diesel	ACL	2384cc	∅ 76.50	6 Cyl.	12V	70kW/95PS	SOHC	TD4012
2.4 Diesel	ACT	2384cc	∅ 76.50	6 Cyl.	12V	51kW/70PS	SOHC	TD4014
	CAM447						FOL92 (x12) [11]	[11] Hydraulic
2.5 Diesel	AGX	2459cc	∅ 81.00	5 Cyl.	10V	55kW/75PS	SOHC	TD9295
2.5 Diesel	AHD	2459cc	∅ 81.00	5 Cyl.	10V	75kW/102PS	SOHC	TD9294
2.5 Diesel	ANJ	2461cc	∅ 81.00	5 Cyl.	10V	80kW/109PS	SOHC	TD13446
2.5 Diesel	APA	2461cc	∅ 81.00	5 Cyl.	10V	66kW/89PS	SOHC	TD13445
2.5 Diesel	AVR	2461cc	∅ 81.00	5 Cyl.	10V	80kW/109PS	SOHC	TD15497
2.5 Diesel	BBE	2461cc	∅ 81.00	5 Cyl.	10V	61kW/82PS	SOHC	TD16451
2.5 Diesel	BBF	2461cc	∅ 81.00	5 Cyl.	10V	70kW/95PS	SOHC	TD16452
	CAM442						FOL92 (x10) [11]	[11] Hydraulic

865 LT 28-46

05/96→07/06

2.5 Diesel	AGX	2459cc	∅ 81.00	5 Cyl.	10V	55kW/75PS	SOHC	TD9295
2.5 Diesel	AHD	2459cc	∅ 81.00	5 Cyl.	10V	75kW/102PS	SOHC	TD9294
2.5 Diesel	ANJ	2461cc	∅ 81.00	5 Cyl.	10V	80kW/109PS	SOHC	TD13446
2.5 Diesel	APA	2461cc	∅ 81.00	5 Cyl.	10V	66kW/89PS	SOHC	TD13445
2.5 Diesel	AVR	2461cc	∅ 81.00	5 Cyl.	10V	80kW/109PS	SOHC	TD15497
2.5 Diesel	BBE	2461cc	∅ 81.00	5 Cyl.	10V	61kW/82PS	SOHC	TD16451
2.5 Diesel	BBF	2461cc	∅ 81.00	5 Cyl.	10V	70kW/95PS	SOHC	TD16452
	CAM442						FOL92 (x10) [11]	[11] Hydraulic










866 LT 28-50

08/91→07/92

2.4 Diesel	1S	2383cc	∅ 76.50	6 Cyl.	12V	51kW/70PS	SOHC	TD4958
	CAM447						FOL92 (x12) [11]	[11] Hydraulic
2.4 Diesel	DW	2383cc	∅ 76.50	6 Cyl.	12V	55/57kW/75/78PS	SOHC	TD4062
	CAM447 01/90→						FOL91 (x12) [13] →12/89 FOL92 (x12) [11] 01/90→	[11] Hydraulic [13] Mechanical



867 LT 40-55		08/78 → 06/96						
2.4	1E	2382cc	∅ 76.50	6 Cyl.	12V	70kW/95PS	SOHC	TD4956
							FOL92 (x12) [11]	[11] Hydraulic
2.4 Diesel	1G	2383cc	∅ 76.50	6 Cyl.	12V	68kW/92PS	SOHC	TD3993
2.4 Diesel	1S	2383cc	∅ 76.50	6 Cyl.	12V	51kW/70PS	SOHC	TD4958
	CAM447						FOL92 (x12) [11]	[11] Hydraulic
2.4 Diesel	CP	2383cc	∅ 76.50	6 Cyl.	12V	55kW/75PS	SOHC	TD4047
2.4 Diesel	DV	2383cc	∅ 76.50	6 Cyl.	12V	75/80kW/102/109PS	SOHC	TD4061
2.4 Diesel	DW	2383cc	∅ 76.50	6 Cyl.	12V	55/57kW/75/78PS	SOHC	TD4062
	CAM447 01/90 →						FOL91 (x12) [13] →12/89 FOL92 (x12) [11] 01/90 →	[11] Hydraulic [13] Mechanical
2.4 Diesel	ACL	2384cc	∅ 76.50	6 Cyl.	12V	70kW/95PS	SOHC	TD4012
2.4 Diesel	ACT	2384cc	∅ 76.50	6 Cyl.	12V	51kW/70PS	SOHC	TD4014
	CAM447						FOL92 (x12) [11]	[11] Hydraulic
868 Lupo		09/98 → 07/05						
1.0	AHT	999cc	∅ 67.10	4 Cyl.	8V	37kW/50PS		TD11467
							FOL200 (x8) [11]	[11] Hydraulic
1.0	AER	999cc	∅ 67.10	4 Cyl.	8V	37kW/50PS	SOHC	TD9519
1.0	ALL	999cc	∅ 67.10	4 Cyl.	8V	37kW/50PS	SOHC	TD10609
	CAM930						FOL143 (x8) [11]	[11] Hydraulic
1.0	ALD	999cc	∅ 67.10	4 Cyl.	8V	37kW/50PS	SOHC	TD11468
1.0	ANV	999cc	∅ 67.10	4 Cyl.	8V	37kW/50PS	SOHC	TD11469
1.0	AUC	999cc	∅ 67.10	4 Cyl.	8V	37kW/50PS	SOHC	TD15491
	CAM930					FOL244 (x8)	FOL167 (x8) [11]	[11] Hydraulic
1.2 Diesel	ANY	1191cc	∅ 76.50	3 Cyl.	6V	45kW/61PS	SOHC	TD12029
1.2 Diesel	AYZ	1191cc	∅ 76.50	3 Cyl.	6V	45kW/61PS	SOHC	TD15494
							FOL202 (x6) [11][21]	[11] Hydraulic [21] Diamond-coated
1.4	AUD	1390cc	∅ 76.50	4 Cyl.	8V	44kW/60PS	SOHC	TD13770
						FOL244 (x8)	FOL167 (x8) [11]	[11] Hydraulic
1.4	AKQ	1390cc	∅ 76.50	4 Cyl.	16V	55kW/75PS	DOHC	TD9454
	CAM924 ■ →eng.1J-Y-900000					FOL179 (x16)	FOL167 (x16) [11]	[11] Hydraulic
1.4	AFK	1390cc	∅ 76.50	4 Cyl.	16V	74kW/100PS	DOHC	TD12028
1.4	AHW	1390cc	∅ 76.50	4 Cyl.	16V	55kW/75PS		TD9453
1.4	APE	1390cc	∅ 76.50	4 Cyl.	16V	55kW/75PS	DOHC	TD13468
	CAM924 ■ →eng.1M-Y-000000					FOL179 (x16)	FOL167 (x16) [11]	[11] Hydraulic
1.4	AQQ	1390cc	∅ 76.50	4 Cyl.	16V	74kW/100PS	DOHC	TD13469
1.4	ARR	1390cc	∅ 76.50	4 Cyl.	16V	77kW/105PS	DOHC	TD15492
1.4	AUB	1390cc	∅ 76.50	4 Cyl.	16V	74kW/100PS	DOHC	TD13772
						FOL179 (x16)	FOL167 (x16) [11]	[11] Hydraulic

								
868 Lupo		09/98→07/05						
1.4	AUA	1390cc	∅ 76.50	4 Cyl.	16V	55kW/75PS	DOHC	TD13771
1.4	BBY	1390cc	∅ 76.50	4 Cyl.	16V	55kW/75PS	DOHC	TD16335
CAM924 				FOL179 (x16)		FOL167 (x16) [11]		[11] Hydraulic
CAM925 								
1.4 Diesel	AMF	1422cc	∅ 79.50	3 Cyl.	6V	55kW/75PS	SOHC	TD12589
CAM673						FOL202 (x6) [11][21]		[11] Hydraulic [21] Diamond-coated
1.6	AVY	1598cc	∅ 76.50	4 Cyl.	16V	92kW/125PS	DOHC	TD15493
				FOL179 (x16)		FOL167 (x16) [11]		[11] Hydraulic
1.7 Diesel	AKU	1716cc	∅ 79.50	4 Cyl.	8V	44kW/60PS	SOHC	TD9513
CAM668						FOL92 (x8) [11]		[11] Hydraulic
869 Multivan V		04/03→11/09						
1.9 Diesel	AXB	1896cc	∅ 79.50	4 Cyl.	8V	77kW/105PS	SOHC	TD16867
1.9 Diesel	AXC	1896cc	∅ 79.50	4 Cyl.	8V	63kW/85PS	SOHC	TD16881
CAM672 [25][29]						FOL175 (x8) [11]		[11] Hydraulic
CAM914 [27][29]						FOL202 (x8) [11][21]		[20] Steel
CAM928 [20][29]								[21] Diamond-coated [25] Chilled Cast Iron [27] Induction Hardened Cast Iron [29] Refer to SB2202 for installation guide
1.9 Diesel	BRR	1896cc	∅ 79.50	4 Cyl.	8V	62kW/84PS	SOHC	TD20159
1.9 Diesel	BRS	1896cc	∅ 79.50	4 Cyl.	8V	75kW/102PS	SOHC	TD18994
CAM904						FOL175 (x8) [11]		[11] Hydraulic
						FOL202 (x8) [11][21]		[21] Diamond-coated
2.0	AXA	1984cc	∅ 82.50	4 Cyl.	8V	85kW/116PS	SOHC	TD16866
						FOL143 (x8) [11]		[11] Hydraulic
2.0 Diesel	CAA	1968cc	∅ 81.00	4 Cyl.	16V	62kW/84PS	DOHC	TD23411
2.0 Diesel	CAAB	1968cc	∅ 81.00	4 Cyl.	16V	75kW/102PS	DOHC	TD23412
2.0 Diesel	CAAC	1968cc	∅ 81.00	4 Cyl.	16V	103kW/140PS	DOHC	TD23414
2.0 Diesel	CAAD	1968cc	∅ 81.00	4 Cyl.	16V	84kW/114PS	DOHC	TD26334
2.0 Diesel	CAAE	1968cc	∅ 81.00	4 Cyl.	16V	100kW/136PS	DOHC	TD24473
2.0 Diesel	CCHA	1968cc	∅ 81.00	4 Cyl.	16V	103kW/140PS	DOHC	TD24471
2.0 Diesel	CCHB	1968cc	∅ 81.00	4 Cyl.	16V	100kW/136PS	DOHC	TD24474
2.0 Diesel	CFCA	1968cc	∅ 81.00	4 Cyl.	16V	132kW/180PS	DOHC	TD23421
CAM961 				FOL210 (x16)		FOL195 (x16) [11]		[11] Hydraulic
CAM962 								
2.5 Diesel	BNZ	2460cc	∅ 81.00	5 Cyl.	10V	96kW/131PS	SOHC	TD20398
2.5 Diesel	BPC	2460cc	∅ 81.00	5 Cyl.	10V	128kW/174PS	SOHC	TD20397
CAM912 [20]						FOL175 (x10) [11]		[11] Hydraulic
						FOL202 (x10) [11][21]		[20] Steel [21] Diamond-coated
2.5 Diesel	AXD	2461cc	∅ 81.00	5 Cyl.	10V	96kW/131PS	SOHC	TD16868
2.5 Diesel	AXE	2461cc	∅ 81.00	5 Cyl.	10V	128kW/174PS	SOHC	TD16869
2.5 Diesel	BLJ	2461cc	∅ 81.00	5 Cyl.	10V	120kW/163PS	SOHC	TD20505
CAM916 [20]						FOL175 (x10) [11]		[11] Hydraulic
						FOL202 (x10) [11][21]		[20] Steel [21] Diamond-coated



870 New Beetle		01/98 → 10/10						
1.4	BCA	1390cc	∅ 76.50	4 Cyl.	16V	55kW/75PS	DOHC	TD16386
CAM925						FOL179 (x16)	FOL167 (x16) [11]	[11] Hydraulic
1.6	AWH	1595cc	∅ 81.00	4 Cyl.	8V	74kW/100PS	SOHC	TD15465
CAM913							FOL143 (x8) [11]	[11] Hydraulic
1.6	AYD	1595cc	∅ 81.00	4 Cyl.	8V	75kW/102PS	SOHC	TD15466
1.6	BFS	1595cc	∅ 81.00	4 Cyl.	8V	75kW/102PS	SOHC	TD16743
						FOL226 (x8)	FOL167 (x8) [11]	[11] Hydraulic
1.8	AGU	1781cc	∅ 81.00	4 Cyl.	20V	110kW/150PS	DOHC	TD9456
1.8	APH	1781cc	∅ 81.00	4 Cyl.	20V	110kW/150PS	DOHC	TD13441
1.8	AVC	1781cc	∅ 81.00	4 Cyl.	20V	110kW/150PS	DOHC	TD15467
CAM743							FOL133 (x12) [11]	[11] Hydraulic
CAM744							FOL141 (x8) [11]	
1.8	AWP	1781cc	∅ 81.00	4 Cyl.	20V	132kW/180PS	DOHC	TD19253
1.8	AWU	1781cc	∅ 81.00	4 Cyl.	20V	110kW/150PS	DOHC	TD15468
1.8	AWV	1781cc	∅ 81.00	4 Cyl.	20V	110kW/150PS	DOHC	TD15469
1.8	BKF	1781cc	∅ 81.00	4 Cyl.	20V	110kW/150PS	DOHC	TD21071
1.8	BNU	1781cc	∅ 81.00	4 Cyl.	20V	132kW/180PS	DOHC	TD21072
CAM744							FOL133 (x12) [11] FOL141 (x8) [11]	[11] Hydraulic
1.9 Diesel	ALH	1896cc	∅ 79.50	4 Cyl.	8V	66kW/89PS	SOHC	TD9455
CAM671							FOL143 (x8) [11]	[11] Hydraulic
1.9 Diesel	ATD	1896cc	∅ 79.50	4 Cyl.	8V	74kW/100PS	SOHC	TD15473
1.9 Diesel	AXR	1896cc	∅ 79.50	4 Cyl.	8V	74kW/100PS	SOHC	TD16337
1.9 Diesel	BEW	1896cc	∅ 79.50	4 Cyl.	8V	74kW/101PS	SOHC	TD19255
1.9 Diesel	BSW	1896cc	∅ 79.50	4 Cyl.	8V	77kW/105PS	SOHC	TD18771
CAM672 [25][29] CAM914 [27][29] CAM928 [20][29]							FOL175 (x8) [11] FOL202 (x8) [11][21]	[11] Hydraulic [20] Steel [21] Diamond-coated [25] Chilled Cast Iron [27] Induction Hardened Cast Iron [29] Refer to SB2202 for installation guide
2.0	AEG	1984cc	∅ 82.50	4 Cyl.	8V	85kW/116PS	SOHC	TD13442
CAM913							FOL143 (x8) [11]	[11] Hydraulic
2.0	APK	1984cc	∅ 82.50	4 Cyl.	8V	85kW/116PS	SOHC	TD11927
2.0	AQY	1984cc	∅ 82.50	4 Cyl.	8V	85kW/116PS	SOHC	TD10607
2.0	AVH	1984cc	∅ 82.50	4 Cyl.	8V	85kW/116PS	SOHC	TD19258
2.0	AZG	1984cc	∅ 82.50	4 Cyl.	8V	85kW/116PS	SOHC	TD15470
2.0	AZJ	1984cc	∅ 82.50	4 Cyl.	8V	85kW/116PS	SOHC	TD16419
2.0	BEV	1984cc	∅ 82.50	4 Cyl.	8V	85kW/116PS	SOHC	TD19254
							FOL143 (x8) [11]	[11] Hydraulic
2.3	AQN	2324cc	∅ 81.00	5 Cyl.	20V	125kW/170PS	DOHC	TD15472
							FOL154 (x20) [11]	[11] Hydraulic



870 New Beetle		01/98→10/10						
2.5	BPR	2480cc	Ø 82.50	5 Cyl.	20V	110kW/150PS	DOHC	TD19260
2.5	BPS	2480cc	Ø 82.50	5 Cyl.	20V	110kW/150PS	DOHC	TD19261
						FOL224 (x20)	FOL167 (x20) [11]	[11] Hydraulic
3.2	AXJ	3189cc	Ø 84.00	6 Cyl.	24V	165kW/224PS	DOHC	TD15471
							FOL167 (x24) [11]	[11] Hydraulic
871 Passat		02/76→11/10						
1.3	EP	1297cc	Ø 75.00	4 Cyl.	8V	44kW/60PS		TD5158
							FOL91 (x8) [13]	[13] Mechanical
1.4	CAXA	1390cc	Ø 76.50	4 Cyl.	16V	90kW/122PS	DOHC	TD20606
1.4	CDGA	1390cc	Ø 76.50	4 Cyl.	16V	110kW/150PS	DOHC	TD22222
1.4	CKMA	1390cc	Ø 76.50	4 Cyl.	16V	118kW/160PS	DOHC	TD25401
1.4	CTHD	1390cc	Ø 76.50	4 Cyl.	16V	118kW/160PS	DOHC	TD26574
						FOL223 (x16)	FOL167 (x16) [11]	[11] Hydraulic
1.6	WV	1588cc	Ø 79.50	4 Cyl.	8V	55kW/75PS	SOHC	TD5032
1.6	YN	1588cc	Ø 79.50	4 Cyl.	8V	55kW/75PS	SOHC	TD5034
							FOL91 (x8) [13]	[13] Mechanical
1.6	ADP	1595cc	Ø 81.00	4 Cyl.	8V	75kW/102PS	SOHC	TD16253
1.6	AHL	1595cc	Ø 81.00	4 Cyl.	8V	74kW/100PS	SOHC	TD5556
1.6	ANA	1595cc	Ø 81.00	4 Cyl.	8V	74kW/100PS	SOHC	TD16254
1.6	ARM	1595cc	Ø 81.00	4 Cyl.	8V	74kW/100PS	SOHC	TD16255
CAM913						FOL226 (x8)	FOL143 (x8) [11]	[11] Hydraulic
1.6	1F	1595cc	Ø 81.00	4 Cyl.	8V	53/55kW/72/75PS	SOHC	TD4957
1.6	AEK	1595cc	Ø 81.00	4 Cyl.	8V	74kW/100PS	SOHC	TD4982
							FOL143 (x8) [11]	[11] Hydraulic
1.6	AFT	1595cc	Ø 81.00	4 Cyl.	8V	74kW/100PS	SOHC	TD4988
CAM913							FOL143 (x8) [11]	[11] Hydraulic
1.6	ALZ	1595cc	Ø 81.00	4 Cyl.	8V	74kW/100PS	SOHC	TD15148
CAM745						FOL226 (x8)	FOL154 (x8) [11]	[11] Hydraulic
1.6	BSE	1595cc	Ø 81.00	4 Cyl.	8V	75kW/102PS	SOHC	TD18222
1.6	BSF	1595cc	Ø 81.00	4 Cyl.	8V	75kW/102PS	SOHC	TD18223
						FOL226 (x8)	FOL167 (x8) [11]	[11] Hydraulic
1.6	ABN	1595cc	Ø 81.00	4 Cyl.	8V	55kW/75PS	SOHC	TD4974
1.6	DT	1595cc	Ø 81.00	4 Cyl.	8V	55kW/75PS	SOHC	TD4997
1.6	EZ	1595cc	Ø 81.00	4 Cyl.	8V	55kW/75PS	SOHC	TD4074
1.6	PP	1595cc	Ø 81.00	4 Cyl.	8V	51kW/70PS	SOHC	TD5022
1.6	RL	1595cc	Ø 81.00	4 Cyl.	8V	53kW/72PS	SOHC	TD4148
							FOL92 (x8) [11]	[11] Hydraulic
1.6	BLF	1598cc	Ø 76.50	4 Cyl.	16V	85kW/115PS	DOHC	TD18100
						FOL223 (x16)	FOL167 (x16) [11]	[11] Hydraulic



871 Passat

02/76→11/10

1.6 Diesel	CR	1588cc	Ø 76.50	4 Cyl.	8V	40kW/54PS	SOHC	TD4992
							FOL91 (x8) [13]	[13] Mechanical
1.6 Diesel	CY	1588cc	Ø 76.50	4 Cyl.	8V	51kW/69PS	SOHC	TD4052
1.6 Diesel	JK	1588cc	Ø 76.50	4 Cyl.	8V	40kW/54PS	SOHC	TD5013
1.6 Diesel	RA	1588cc	Ø 76.50	4 Cyl.	8V	59kW/80PS	SOHC	TD5024
1.6 Diesel	SB	1588cc	Ø 76.50	4 Cyl.	8V	59kW/80PS	SOHC	TD5028
CAM393							FOL92 (x8) [11]	[11] Hydraulic
1.6 Diesel	CAYC	1598cc	Ø 79.50	4 Cyl.	16V	77kW/105PS	DOHC	TD22639
CAM961 ■ CAM962 ■						FOL210 (x16)	FOL195 (x16) [11]	[11] Hydraulic
1.8	AAM	1781cc	Ø 81.00	4 Cyl.	8V	55kW/75PS	SOHC	TD4004
1.8	ABS	1781cc	Ø 81.00	4 Cyl.	8V	66kW/89PS	SOHC	TD4975
1.8	ADZ	1781cc	Ø 81.00	4 Cyl.	8V	66kW/89PS	SOHC	TD4980
							FOL143 (x8) [11]	[11] Hydraulic
1.8	DS	1781cc	Ø 81.00	4 Cyl.	8V	66kW/89PS	SOHC	TD4996
1.8	JN	1781cc	Ø 81.00	4 Cyl.	8V	66kW/89PS	SOHC	TD5014
1.8	PG	1781cc	Ø 81.00	4 Cyl.	8V	118kW/160PS	SOHC	TD4140
1.8	RM	1781cc	Ø 81.00	4 Cyl.	8V	64kW/87PS	SOHC	TD4149
1.8	RP	1781cc	Ø 81.00	4 Cyl.	8V	66kW/89PS	SOHC	TD5027
							FOL92 (x8) [11]	[11] Hydraulic
1.8	DZ	1781cc	Ø 81.00	4 Cyl.	8V	82kW/111PS	SOHC	TD4998
1.8	PB	1781cc	Ø 81.00	4 Cyl.	8V	82kW/111PS	SOHC	TD9367
1.8	PF	1781cc	Ø 81.00	4 Cyl.	8V	79kW/107PS	SOHC	TD4139
CAM411							FOL92 (x8) [11]	[11] Hydraulic
1.8	KR	1781cc	Ø 81.00	4 Cyl.	16V	98kW/133PS	DOHC	TD5019
							FOL143 (x16) [11]	[11] Hydraulic
1.8	AEB	1781cc	Ø 81.00	4 Cyl.	20V	110kW/150PS	DOHC	TD5558
1.8	ANB	1781cc	Ø 81.00	4 Cyl.	20V	110kW/150PS	DOHC	TD16256
1.8	APU	1781cc	Ø 81.00	4 Cyl.	20V	110kW/150PS	DOHC	TD16257
CAM743 ■ CAM744 ■							FOL133 ■ (x12) [11] FOL141 ■ (x8) [11]	[11] Hydraulic
1.8	ADR	1781cc	Ø 81.00	4 Cyl.	20V	92kW/125PS	DOHC	TD5557
1.8	AFY	1781cc	Ø 81.00	4 Cyl.	20V	85kW/116PS	DOHC	TD16244
1.8	APT	1781cc	Ø 81.00	4 Cyl.	20V	92kW/125PS	DOHC	TD11497
1.8	ARG	1781cc	Ø 81.00	4 Cyl.	20V	92kW/125PS	DOHC	TD16237
							FOL133 ■ (x12) [11] FOL141 ■ (x8) [11]	[11] Hydraulic
1.8	AWM	1781cc	Ø 81.00	4 Cyl.	20V	125kW/170PS	DOHC	TD16423
1.8	AWT	1781cc	Ø 81.00	4 Cyl.	20V	110kW/150PS	DOHC	TD15149
CAM744 ■							FOL133 ■ (x12) [11] FOL141 ■ (x8) [11]	[11] Hydraulic
1.9	WN	1921cc	Ø 79.50	5 Cyl.	10V	85kW/115PS	SOHC	TD5031
							FOL91 (x10) [13]	[13] Mechanical


871 Passat

02/76→11/10

1.9 Diesel	1Z	1896cc	∅ 79.50	4 Cyl.	8V	66kW/89PS	SOHC	TD4961
CAM668 →12/93 CAM441 01/94→							FOL92 (x8) [11]	[11] Hydraulic
1.9 Diesel	1Y	1896cc	∅ 79.50	4 Cyl.	8V	47/50kW/64/68PS	SOHC	TD4960
1.9 Diesel	AAZ	1896cc	∅ 79.50	4 Cyl.	8V	55kW/75PS	SOHC	TD4972
CAM440							FOL92 (x8) [11]	[11] Hydraulic
1.9 Diesel	AFN	1896cc	∅ 79.50	4 Cyl.	8V	81kW/110PS	SOHC	TD4987
1.9 Diesel	AHH	1896cc	∅ 79.50	4 Cyl.	8V	66kW/89PS	SOHC	TD10927
1.9 Diesel	AHU	1896cc	∅ 79.50	4 Cyl.	8V	66kW/89PS	SOHC	TD4990
1.9 Diesel	AVG	1896cc	∅ 79.50	4 Cyl.	8V	81kW/110PS	SOHC	TD14988
CAM441							FOL92 (x8) [11]	[11] Hydraulic
1.9 Diesel	AJM	1896cc	∅ 79.50	4 Cyl.	8V	85kW/116PS	SOHC	TD12588
1.9 Diesel	ATJ	1896cc	∅ 79.50	4 Cyl.	8V	85kW/116PS	SOHC	TD16258
1.9 Diesel	AVB	1896cc	∅ 79.50	4 Cyl.	8V	74kW/100PS	SOHC	TD15152
1.9 Diesel	AVF	1896cc	∅ 79.50	4 Cyl.	8V	96kW/131PS	SOHC	TD15153
1.9 Diesel	AWX	1896cc	∅ 79.50	4 Cyl.	8V	96kW/131PS	SOHC	TD15154
1.9 Diesel	BKC	1896cc	∅ 79.50	4 Cyl.	8V	77kW/105PS	SOHC	TD17079
1.9 Diesel	BXE	1896cc	∅ 79.50	4 Cyl.	8V	77kW/105PS	SOHC	TD18908
CAM672 [25][29] CAM914 [27][29] CAM928 [20][29]							FOL175 (x8) [11] FOL202 (x8) [11][21]	[11] Hydraulic [20] Steel [21] Diamond-coated [25] Chilled Cast Iron [27] Induction Hardened Cast Iron [29] Refer to SB2202 for installation guide
1.9 Diesel	BLS	1896cc	∅ 79.50	4 Cyl.	8V	77kW/105PS	SOHC	TD18224
CAM904							FOL175 (x8) [11] FOL202 (x8) [11][21]	[11] Hydraulic [21] Diamond-coated
2.0	2E	1984cc	∅ 82.50	4 Cyl.	8V	85kW/115PS	SOHC	TD4963
2.0	ADY	1984cc	∅ 82.50	4 Cyl.	8V	85kW/116PS	SOHC	TD4979
2.0	AEP	1984cc	∅ 82.50	4 Cyl.	8V	79kW/107PS	SOHC	TD11448
2.0	AZM	1984cc	∅ 82.50	4 Cyl.	8V	85kW/116PS	SOHC	TD15150
							FOL143 (x8) [11]	[11] Hydraulic
2.0	AGG	1984cc	∅ 82.50	4 Cyl.	8V	85kW/116PS	SOHC	TD4989
CAM913							FOL143 (x8) [11]	[11] Hydraulic
2.0	JS	1994cc	∅ 81.00	5 Cyl.	10V	85kW/115PS	SOHC	TD5015
							FOL92 (x10) [11]	[11] Hydraulic
2.0	9A	1984cc	∅ 82.50	4 Cyl.	16V	100kW/136PS	DOHC	TD3998
							FOL92 (x16) [11]	[11] Hydraulic
2.0	ABF	1984cc	∅ 82.50	4 Cyl.	16V	110kW/150PS	DOHC	TD4007
CAM739 ■ CAM740 ■							FOL143 (x16) [11]	[11] Hydraulic



871 Passat		02/76→11/10							
2.0	AXX	1984cc	∅ 82.50	4 Cyl.	16V	147kW/200PS	DOHC	TD18540	
2.0	BLR	1984cc	∅ 82.50	4 Cyl.	16V	110kW/150PS	DOHC	TD18134	
2.0	BLX	1984cc	∅ 82.50	4 Cyl.	16V	110kW/150PS	DOHC	TD17985	
2.0	BLY	1984cc	∅ 82.50	4 Cyl.	16V	110kW/150PS	DOHC	TD17986	
2.0	BPY	1984cc	∅ 82.50	4 Cyl.	16V	147kW/200PS	DOHC	TD18883	
2.0	BVX	1984cc	∅ 82.50	4 Cyl.	16V	110kW/150PS	DOHC	TD18912	
2.0	BVY	1984cc	∅ 82.50	4 Cyl.	16V	110kW/150PS	DOHC	TD18468	
2.0	BVZ	1984cc	∅ 82.50	4 Cyl.	16V	110kW/150PS	DOHC	TD18469	
						FOL224 (x16)	FOL167 (x16) [11]	[11] Hydraulic	
2.0	CAWB	1984cc	∅ 82.50	4 Cyl.	16V	147kW/200PS	DOHC	TD20732	
2.0	CBFA	1984cc	∅ 82.50	4 Cyl.	16V	147kW/200PS	DOHC	TD20797	
2.0	CCTA	1984cc	∅ 82.50	4 Cyl.	16V	147kW/200PS	DOHC	TD20795	
2.0	CCZA	1984cc	∅ 82.50	4 Cyl.	16V	147kW/200PS	DOHC	TD22172	
2.0	CCZB	1984cc	∅ 82.50	4 Cyl.	16V	155kW/211PS	DOHC	TD22181	
							FOL167 (x16) [11]	[11] Hydraulic	
2.0	ALT	1984cc	∅ 82.50	4 Cyl.	20V	96kW/131PS	DOHC	TD17040	
							FOL133 ■ (x12) [11] FOL141 ■ (x8) [11]	[11] Hydraulic	
2.0 Diesel	BMP	1968cc	∅ 81.00	4 Cyl.	8V	103kW/140PS	SOHC	TD18136	
CAM904								FOL175 (x8) [11] FOL202 (x8) [11][21]	[11] Hydraulic [21] Diamond-coated
2.0 Diesel	BHW	1968cc	∅ 81.00	4 Cyl.	8V	100kW/136PS	SOHC	TD22177	
CAM933								FOL175 (x8) [11] FOL202 (x8) [11][21]	[11] Hydraulic [21] Diamond-coated
2.0 Diesel	CBAA	1968cc	∅ 81.00	4 Cyl.	16V	100kW/136PS	DOHC	TD20798	
2.0 Diesel	CBAB	1968cc	∅ 81.00	4 Cyl.	16V	103kW/140PS	DOHC	TD20799	
2.0 Diesel	CBAC	1968cc	∅ 81.00	4 Cyl.	16V	105kW/143PS	DOHC	TD20800	
2.0 Diesel	CBBB	1968cc	∅ 81.00	4 Cyl.	16V	125kW/170PS	DOHC	TD20949	
2.0 Diesel	CBDC	1968cc	∅ 81.00	4 Cyl.	16V	81kW/110PS	DOHC	TD21109	
2.0 Diesel	CFFA	1968cc	∅ 81.00	4 Cyl.	16V	100kW/136PS	DOHC	TD23312	
2.0 Diesel	CFFB	1968cc	∅ 81.00	4 Cyl.	16V	103kW/140PS	DOHC	TD23178	
2.0 Diesel	CFGB	1968cc	∅ 81.00	4 Cyl.	16V	125kW/170PS	DOHC	TD23180	
2.0 Diesel	CFGC	1968cc	∅ 81.00	4 Cyl.	16V	130kW/177PS	DOHC	TD26990	
2.0 Diesel	CLLA	1968cc	∅ 81.00	4 Cyl.	16V	125kW/170PS	DOHC	TD24441	
CAM961 ■ CAM962 ■						FOL210 (x16)	FOL195 (x16) [11]	[11] Hydraulic	
2.0 Diesel	BUZ	1968cc	∅ 81.00	4 Cyl.	16V	120kW/163PS	DOHC	TD20499	
CAM939 ■						FOL237 ■ (x4) FOL238 ■ (x4) FOL239 ■ (x4) FOL240 ■ (x4)			
2.0 Diesel	BKP	1968cc	∅ 81.00	4 Cyl.	16V	103kW/140PS	DOHC	TD18135	
2.0 Diesel	BMA	1968cc	∅ 81.00	4 Cyl.	16V	100kW/136PS	DOHC	TD18225	
2.0 Diesel	BMR	1968cc	∅ 81.00	4 Cyl.	16V	125kW/170PS	DOHC	TD18188	
2.0 Diesel	BVE	1968cc	∅ 81.00	4 Cyl.	16V	90kW/122PS	DOHC	TD18543	
2.0 Diesel	BWV	1968cc	∅ 81.00	4 Cyl.	16V	88kW/120PS	DOHC	TD20498	
CAM939 ■ CAM938 ■						FOL237 ■ (x4) FOL238 ■ (x4) FOL239 ■ (x4) FOL240 ■ (x4)			



871 Passat 02/76→11/10

2.2	JT	2226cc	Ø 81.00	5 Cyl.	10V	88kW/120PS	SOHC	TD5016
2.2	KV	2226cc	Ø 81.00	5 Cyl.	10V	100kW/136PS	SOHC	TD4125
2.2	KX	2226cc	Ø 81.00	5 Cyl.	10V	85kW/116PS	SOHC	TD5020
2.3	AGZ	2324cc	Ø 81.00	5 Cyl.	10V	110kW/150PS	DOHC	TD5559
							FOL92 (x10) [11]	[11] Hydraulic
2.3	AZX	2324cc	Ø 81.00	5 Cyl.	20V	125kW/170PS	DOHC	TD15151
							FOL115 (x20) [11]	[11] Hydraulic
2.5 Diesel	AFB	2496cc	Ø 78.30	6 Cyl.	24V	110kW/150PS	DOHC	TD11499
2.5 Diesel	AKN	2496cc	Ø 78.30	6 Cyl.	24V	110kW/150PS	DOHC	TD11498
	CAM700 ■ [3] CAM701 ■ [4] CAM702 ■ [4] CAM703 ■ [3]					FOL159 (x24)	FOL167 (x24) [11] TTP4 (x24)	[3] For Cylinders 1-3 [4] For Cylinders 4-6 [11] Hydraulic
2.5 Diesel	BAU	2496cc	Ø 78.30	6 Cyl.	24V	132kW/180PS	DOHC	TD17046
2.5 Diesel	BDG	2496cc	Ø 78.30	6 Cyl.	24V	120kW/163PS	DOHC	TD16985
2.5 Diesel	BDH	2496cc	Ø 78.30	6 Cyl.	24V	132kW/180PS	DOHC	TD17047
	CAM934 ■ [3] CAM935 ■ [4] CAM936 ■ [3] CAM937 ■ [4]					FOL210 (x24)	FOL195 (x24) [11]	[3] For Cylinders 1-3 [4] For Cylinders 4-6 [11] Hydraulic
2.8	AAA	2792cc	Ø 81.00	6 Cyl.	12V	128kW/174PS	DOHC	TD3999
							FOL92 (x12) [11]	[11] Hydraulic
2.8	ACK	2771cc	Ø 82.50	6 Cyl.	30V	142kW/193PS	DOHC	TD5560
2.8	AGE	2771cc	Ø 82.50	6 Cyl.	30V	132kW/180PS	DOHC	TD16251
2.8	ALG	2771cc	Ø 82.50	6 Cyl.	30V	142kW/193PS	DOHC	TD16260
2.8	AMX	2771cc	Ø 82.50	6 Cyl.	30V	142kW/193PS	DOHC	TD15155
2.8	APR	2771cc	Ø 82.50	6 Cyl.	30V	142kW/193PS	DOHC	TD15808
2.8	AQD	2771cc	Ø 82.50	6 Cyl.	30V	142kW/193PS	DOHC	TD16259
2.8	ATQ	2771cc	Ø 82.50	6 Cyl.	30V	142kW/193PS	DOHC	TD16422
2.8	ATX	2771cc	Ø 82.50	6 Cyl.	30V	140kW/190PS	DOHC	TD16252
							FOL133 ■ (x18) [11] FOL141 ■ (x12) [11]	[11] Hydraulic
2.9	ABV	2861cc	Ø 82.00	6 Cyl.	12V	140kW/190PS	DOHC	TD4977
							FOL92 (x12) [11]	[11] Hydraulic

872 Passat Alltrack 01/12→

2.0	CCZB	1984cc	Ø 82.50	4 Cyl.	16V	155kW/211PS	DOHC	TD22181
							FOL167 (x16) [11]	[11] Hydraulic
2.0 Diesel	CFFB	1968cc	Ø 81.00	4 Cyl.	16V	103kW/140PS	DOHC	TD23178
2.0 Diesel	CFGB	1968cc	Ø 81.00	4 Cyl.	16V	125kW/170PS	DOHC	TD23180
2.0 Diesel	CFGC	1968cc	Ø 81.00	4 Cyl.	16V	130kW/177PS	DOHC	TD26990
	CAM961 ■ CAM962 ■					FOL210 (x16)	FOL195 (x16) [11]	[11] Hydraulic



873 Passat CC

05/08→01/12

1.4	CKMA	1390cc	∅ 76.50	4 Cyl.	16V	118kW/160PS	DOHC	TD25401
						FOL223 (x16)	FOL167 (x16) [11]	[11] Hydraulic
2.0	CAWB	1984cc	∅ 82.50	4 Cyl.	16V	147kW/200PS	DOHC	TD20732
2.0	CBFA	1984cc	∅ 82.50	4 Cyl.	16V	147kW/200PS	DOHC	TD20797
2.0	CCTA	1984cc	∅ 82.50	4 Cyl.	16V	147kW/200PS	DOHC	TD20795
2.0	CCZA	1984cc	∅ 82.50	4 Cyl.	16V	147kW/200PS	DOHC	TD22172
2.0	CCZB	1984cc	∅ 82.50	4 Cyl.	16V	155kW/211PS	DOHC	TD22181
							FOL167 (x16) [11]	[11] Hydraulic
2.0 Diesel	CBAA	1968cc	∅ 81.00	4 Cyl.	16V	100kW/136PS	DOHC	TD20798
2.0 Diesel	CBAB	1968cc	∅ 81.00	4 Cyl.	16V	103kW/140PS	DOHC	TD20799
2.0 Diesel	CBAC	1968cc	∅ 81.00	4 Cyl.	16V	105kW/143PS	DOHC	TD20800
2.0 Diesel	CBBA	1968cc	∅ 81.00	4 Cyl.	16V	120kW/163PS	DOHC	TD21661
2.0 Diesel	CBBB	1968cc	∅ 81.00	4 Cyl.	16V	125kW/170PS	DOHC	TD20949
2.0 Diesel	CFFA	1968cc	∅ 81.00	4 Cyl.	16V	100kW/136PS	DOHC	TD23312
2.0 Diesel	CFFB	1968cc	∅ 81.00	4 Cyl.	16V	103kW/140PS	DOHC	TD23178
2.0 Diesel	CFGB	1968cc	∅ 81.00	4 Cyl.	16V	125kW/170PS	DOHC	TD23180
2.0 Diesel	CLLA	1968cc	∅ 81.00	4 Cyl.	16V	125kW/170PS	DOHC	TD24441
CAM961 ■ CAM962 ■						FOL210 (x16)	FOL195 (x16) [11]	[11] Hydraulic

874 Phaeton

05/03→

3.0 Diesel	BMK	2967cc	∅ 83.00	6 Cyl.	24V	165kW/224PS	DOHC	TD18023
3.0 Diesel	CARA	2967cc	∅ 83.00	6 Cyl.	24V	171kW/233PS	DOHC	TD22390
3.0 Diesel	CEXA	2967cc	∅ 83.00	6 Cyl.	24V	176kW/240PS	DOHC	TD22389
						FOL210 (x24)	FOL195 (x24) [11]	[11] Hydraulic

875 Polo

08/83→01/11

1.0	ALD	999cc	∅ 67.10	4 Cyl.	8V	37kW/50PS	SOHC	TD11468
1.0	AUC	999cc	∅ 67.10	4 Cyl.	8V	37kW/50PS	SOHC	TD15491
CAM930						FOL244 (x8)	FOL167 (x8) [11]	[11] Hydraulic
1.0	AER	999cc	∅ 67.10	4 Cyl.	8V	37kW/50PS	SOHC	TD9519
1.0	ALL	999cc	∅ 67.10	4 Cyl.	8V	37kW/50PS	SOHC	TD10609
CAM930							FOL143 (x8) [11]	[11] Hydraulic
1.0	CHYA	999cc	∅ 74.50	3 Cyl.	12V	44kW/60PS	DOHC	TD26238
1.0	CHYB	999cc	∅ 74.50	3 Cyl.	12V	55kW/75PS	DOHC	TD26239
							FOL143 (x12) [11] →01/12 FOL207 (x12) [11] 02/12→	[11] Hydraulic
1.1	AAK	1043cc	∅ 75.00	4 Cyl.	8V	33kW/44PS	SOHC	TD4003
1.1	ACM	1043cc	∅ 75.00	4 Cyl.	8V	33kW/44PS	SOHC	TD4013
1.1	AEV	1043cc	∅ 75.00	4 Cyl.	8V	33kW/45PS	SOHC	TD4021
1.1	HZ	1043cc	∅ 75.00	4 Cyl.	8V	33/37kW/45/50PS	SOHC	TD5012
							FOL92 (x8) [11]	[11] Hydraulic



875 Polo		08/83→01/11						
1.1	AAU	1043cc	∅ 75.00	4 Cyl.	8V	33kW/44PS	SOHC	TD4971
							FOL143 (x8) [11]	[11] Hydraulic
1.2	AWY	1198cc	∅ 76.50	3 Cyl.	6V	40kW/54PS	SOHC	TD16334
1.2	BBM	1198cc	∅ 76.50	3 Cyl.	6V	44kW/60PS	SOHC	TD20142
1.2	BMD	1198cc	∅ 76.50	3 Cyl.	6V	40kW/54PS	SOHC	TD18155
						FOL244 (x6)	FOL167 (x6) [11]	[11] Hydraulic
1.2	CBZA	1197cc	∅ 71.00	4 Cyl.	8V	63kW/86PS	SOHC	TD24312
1.2	CBZB	1197cc	∅ 71.00	4 Cyl.	8V	77kW/105PS	SOHC	TD23520
							FOL167 (x8) [11]	[11] Hydraulic
1.2	AZQ	1198cc	∅ 76.50	3 Cyl.	12V	47kW/64PS	DOHC	TD16333
1.2	BME	1198cc	∅ 76.50	3 Cyl.	12V	47kW/64PS	SOHC	TD18156
	CAM922					FOL179 (x12)	FOL167 (x12) [11]	[11] Hydraulic
	CAM923							
1.2	BZG	1198cc	∅ 76.50	3 Cyl.	12V	51kW/69PS	DOHC	TD20141
1.2	CGPA	1198cc	∅ 76.50	3 Cyl.	12V	51kW/70PS	DOHC	TD23102
1.2	CGPB	1198cc	∅ 76.50	3 Cyl.	12V	44kW/60PS	DOHC	TD23100
						FOL179 (x12)	FOL167 (x12) [11]	[11] Hydraulic
1.2 Diesel	CFWA	1199cc		3 Cyl.	12V	55kW/75PS	DOHC	TD23610
						FOL210 (x12)	FOL195 (x12) [11]	[11] Hydraulic
1.3	3F	1272cc	∅ 75.00	4 Cyl.	8V	55/57kW/75/78PS	SOHC	TD4968
1.3	HK	1272cc	∅ 75.00	4 Cyl.	8V	40kW/54PS	SOHC	TD5011
1.3	MH	1272cc	∅ 75.00	4 Cyl.	8V	40kW/54PS	SOHC	TD4131
1.3	NZ	1272cc	∅ 75.00	4 Cyl.	8V	40kW/54PS	SOHC	TD4136
1.3	PY	1272cc	∅ 75.00	4 Cyl.	8V	85kW/115PS	SOHC	TD5023
							FOL92 (x8) [11]	[11] Hydraulic
1.3	2G	1272cc	∅ 75.00	4 Cyl.	8V	40kW/54PS	SOHC	TD4964
1.3	AAV	1272cc	∅ 75.00	4 Cyl.	8V	40kW/54PS	SOHC	TD5159
1.3	ADX	1296cc	∅ 76.50	4 Cyl.	8V	40kW/54PS	SOHC	TD4017
							FOL143 (x8) [11]	[11] Hydraulic
1.3 Diesel	MN	1272cc	∅ 75.00	4 Cyl.	8V	33kW/44PS	SOHC	TD4132
							FOL92 (x8) [11]	[11] Hydraulic
1.4	AEX	1390cc	∅ 76.50	4 Cyl.	8V	40/44kW/54/60PS	SOHC	TD4984
1.4	AKV	1390cc	∅ 76.50	4 Cyl.	8V	44kW/60PS	SOHC	TD9688
1.4	ANX	1389cc	∅ 76.50	4 Cyl.	8V	44kW/60PS	SOHC	TD15613
1.4	APQ	1390cc	∅ 76.50	4 Cyl.	8V	44kW/60PS	SOHC	TD15614
	CAM808						FOL143 (x8) [11]	[11] Hydraulic
1.4	AKK	1390cc	∅ 76.50	4 Cyl.	8V	44kW/60PS	SOHC	TD13768
1.4	AKP	1390cc	∅ 76.50	4 Cyl.	8V	40kW/54PS	SOHC	TD14168
1.4	ANW	1390cc	∅ 76.50	4 Cyl.	8V	44kW/60PS	SOHC	TD15568
1.4	AUD	1390cc	∅ 76.50	4 Cyl.	8V	44kW/60PS	SOHC	TD13770
						FOL244 (x8)	FOL167 (x8) [11]	[11] Hydraulic



875 Polo		08/83→01/11						
1.4	CMAA	1390cc		4 Cyl.	16V	60kW/82PS	DOHC	TD25705
CAM925						FOL223 (x16)	FOL167 (x16) [11]	[11] Hydraulic
1.4	AFH	1390cc	∅ 76.50	4 Cyl.	16V	74kW/100PS	DOHC	TD4986
							FOL166 (x16) [11]	[11] Hydraulic
1.4	AFK	1390cc	∅ 76.50	4 Cyl.	16V	74kW/100PS	DOHC	TD12028
1.4	AHW	1390cc	∅ 76.50	4 Cyl.	16V	55kW/75PS		TD9453
1.4	APE	1390cc	∅ 76.50	4 Cyl.	16V	55kW/75PS	DOHC	TD13468
CAM924 ■ →eng.1M-Y-000000						FOL179 (x16)	FOL167 (x16) [11]	[11] Hydraulic
1.4	AUA	1390cc	∅ 76.50	4 Cyl.	16V	55kW/75PS	DOHC	TD13771
1.4	BBY	1390cc	∅ 76.50	4 Cyl.	16V	55kW/75PS	DOHC	TD16335
1.4	BKY	1390cc	∅ 76.50	4 Cyl.	16V	55kW/75PS	DOHC	TD18154
1.4	CGGB	1390cc	∅ 76.50	4 Cyl.	16V	63kW/85PS	DOHC	TD23103
CAM924 ■ CAM925 ■						FOL179 (x16)	FOL167 (x16) [11]	[11] Hydraulic
1.4	AQQ	1390cc	∅ 76.50	4 Cyl.	16V	74kW/100PS	DOHC	TD13469
1.4	AUB	1390cc	∅ 76.50	4 Cyl.	16V	74kW/100PS	DOHC	TD13772
1.4	AXU	1390cc	∅ 76.50	4 Cyl.	16V	63kW/86PS	DOHC	TD16430
1.4	BBZ	1390cc	∅ 76.50	4 Cyl.	16V	74kW/100PS	DOHC	TD16540
						FOL179 (x16)	FOL167 (x16) [11]	[11] Hydraulic
1.4	BLM	1390cc	∅ 76.50	4 Cyl.	16V	63kW/86PS	DOHC	TD21076
						FOL244 (x8)		
1.4	BUD	1390cc	∅ 76.50	4 Cyl.	16V	59kW/80PS	DOHC	TD18909
CAM925 ■						FOL179 (x16)	FOL167 (x16) [11]	[11] Hydraulic
1.4	CAVE	1390cc	∅ 76.50	4 Cyl.	16V	132kW/180PS	DOHC	TD24000
1.4	CTHE	1390cc	∅ 76.50	4 Cyl.	16V	132kW/180PS	DOHC	TD27355
						FOL223 (x16)	FOL167 (x16) [11]	[11] Hydraulic
1.4 Diesel	AMF	1422cc	∅ 79.50	3 Cyl.	6V	55kW/75PS	SOHC	TD12589
1.4 Diesel	ATL	1422cc	∅ 79.50	3 Cyl.	6V	66kW/90PS	SOHC	TD21352
1.4 Diesel	BAY	1422cc	∅ 79.50	3 Cyl.	6V	55kW/75PS		TD16336
1.4 Diesel	BNM	1422cc	∅ 79.50	3 Cyl.	6V	51kW/70PS	SOHC	TD18159
1.4 Diesel	BNV	1422cc	∅ 79.50	3 Cyl.	6V	59kW/80PS	SOHC	TD18158
CAM673							FOL202 (x6) [11][21]	[11] Hydraulic [21] Diamond-coated
1.4 Diesel	BMS	1422cc	∅ 79.50	3 Cyl.	6V	59kW/80PS	SOHC	TD18157
							FOL202 (x6) [11][21]	[11] Hydraulic [21] Diamond-coated
1.4 Diesel	1W	1398cc	∅ 75.00	4 Cyl.	8V	35kW/47PS	SOHC	TD4959
							FOL92 (x8) [11]	[11] Hydraulic
1.6	1F	1595cc	∅ 81.00	4 Cyl.	8V	53/55kW/72/75PS	SOHC	TD4957
							FOL143 (x8) [11]	[11] Hydraulic



875 Polo		08/83→01/11						
1.6	AEH	1595cc	Ø 81.00	4 Cyl.	8V	74kW/100PS	SOHC	TD9450
1.6	AFT	1595cc	Ø 81.00	4 Cyl.	8V	74kW/100PS	SOHC	TD4988
1.6	AKL	1595cc	Ø 81.00	4 Cyl.	8V	74kW/100PS	SOHC	TD9451
1.6	APF	1595cc	Ø 81.00	4 Cyl.	8V	74kW/100PS	SOHC	TD12848
1.6	AUR	1595cc	Ø 81.00	4 Cyl.	8V	74kW/100PS	SOHC	TD15611
CAM913						FOL143 (x8) [11]		[11] Hydraulic
1.6	AEA	1598cc	Ø 76.50	4 Cyl.	8V	55kW/75PS	SOHC	TD4019
1.6	AEE	1598cc	Ø 76.50	4 Cyl.	8V	55kW/75PS	SOHC	TD4981
1.6	ALM	1598cc	Ø 76.50	4 Cyl.	8V	55kW/75PS	SOHC	TD15610
						FOL143 (x8) [11]		[11] Hydraulic
1.6	BAH	1599cc	Ø 76.50	4 Cyl.	8V	74kW/101PS	SOHC	TD20801
1.6	BPA	1599cc	Ø 76.50	4 Cyl.	8V	74kW/101PS	SOHC	TD20802
1.6	CCRA	1599cc	Ø 76.50	4 Cyl.	8V	74kW/101PS	SOHC	TD20810
1.6	CFZA	1598cc	Ø 76.50	4 Cyl.	8V	74kW/101PS	SOHC	TD24043
					FOL244 (x8)	FOL167 (x8) [11]		[11] Hydraulic
1.6	AJV	1598cc	Ø 76.50	4 Cyl.	16V	88kW/120PS	DOHC	TD11247
1.6	ARC	1598cc	Ø 76.50	4 Cyl.	16V	92kW/125PS	DOHC	TD14169
1.6	AVY	1598cc	Ø 76.50	4 Cyl.	16V	92kW/125PS	DOHC	TD15493
					FOL179 (x16)	FOL167 (x16) [11]		[11] Hydraulic
1.6	BTS	1598cc	Ø 76.50	4 Cyl.	16V	77kW/105PS	DOHC	TD19093
1.6	CFNA	1598cc	Ø 76.50	4 Cyl.	16V	77kW/105PS	DOHC	TD25747
1.6	CFNB	1598cc	Ø 76.50	4 Cyl.	16V	63kW/86PS	DOHC	TD25748
1.6	CLSA	1598cc	Ø 76.50	4 Cyl.	16V	77kW/105PS	DOHC	TD25749
1.6	CNKA	1598cc	Ø 76.50	4 Cyl.	16V	60kW/82PS	DOHC	TD25189
					FOL223 (x16)	FOL167 (x16) [11]		[11] Hydraulic
1.6 Diesel	CAYA	1598cc	Ø 79.50	4 Cyl.	16V	55kW/75PS	DOHC	TD23105
1.6 Diesel	CAYB	1598cc	Ø 79.50	4 Cyl.	16V	66kW/90PS	DOHC	TD22638
1.6 Diesel	CAYC	1598cc	Ø 79.50	4 Cyl.	16V	77kW/105PS	DOHC	TD22639
1.6 Diesel	CLNA	1598cc	Ø 79.50	4 Cyl.	16V	77kW/105PS	DOHC	TD25704
CAM961						FOL210 (x16)	FOL195 (x16) [11]	[11] Hydraulic
CAM962								
1.7 Diesel	AHG	1716cc	Ø 79.50	4 Cyl.	8V	42kW/57PS	SOHC	TD11207
1.7 Diesel	AKU	1716cc	Ø 79.50	4 Cyl.	8V	44kW/60PS	SOHC	TD9513
1.7 Diesel	AKW	1716cc	Ø 79.50	4 Cyl.	8V	42kW/57PS	SOHC	TD9687
CAM668							FOL92 (x8) [11]	[11] Hydraulic
1.8	ABS	1781cc	Ø 81.00	4 Cyl.	8V	66kW/89PS	SOHC	TD4975
1.8	ADD	1781cc	Ø 81.00	4 Cyl.	8V	66kW/89PS	SOHC	TD15496
1.8	ADZ	1781cc	Ø 81.00	4 Cyl.	8V	66kW/89PS	SOHC	TD4980
						FOL143 (x8) [11]		[11] Hydraulic
1.8	BBU	1781cc	Ø 81.00	4 Cyl.	20V	132kW/180PS	DOHC	TD20512
1.8	BJX	1781cc	Ø 81.00	4 Cyl.	20V	110kW/150PS	DOHC	TD18799
CAM744						FOL133 (x12) [11] FOL141 (x8) [11]		[11] Hydraulic



875 Polo		08/83→01/11						
1.9 Diesel	AGD	1896cc	∅ 79.50	4 Cyl.	8V	47kW/64PS	SOHC	TD9372
CAM668							FOL92 (x8) [11]	[11] Hydraulic
1.9 Diesel	1Y	1896cc	∅ 79.50	4 Cyl.	8V	47/50kW/64/68PS	SOHC	TD4960
1.9 Diesel	AEF	1896cc	∅ 79.50	4 Cyl.	8V	47kW/64PS	SOHC	TD4020
CAM440							FOL92 (x8) [11]	[11] Hydraulic
1.9 Diesel	AEY	1896cc	∅ 79.50	4 Cyl.	8V	47kW/64PS	SOHC	TD4985
CAM668							FOL143 (x8) [11]	[11] Hydraulic
1.9 Diesel	AGR	1896cc	∅ 79.50	4 Cyl.	8V	66kW/89PS	SOHC	TD9364
CAM671							FOL143 (x8) [11]	[11] Hydraulic
eng.034859→								
1.9 Diesel	AFN	1896cc	∅ 79.50	4 Cyl.	8V	81kW/110PS	SOHC	TD4987
1.9 Diesel	AHU	1896cc	∅ 79.50	4 Cyl.	8V	66kW/89PS	SOHC	TD4990
1.9 Diesel	ALE	1896cc	∅ 79.50	4 Cyl.	8V	66kW/89PS	SOHC	TD9512
CAM441							FOL92 (x8) [11]	[11] Hydraulic
1.9 Diesel	ALH	1896cc	∅ 79.50	4 Cyl.	8V	66kW/89PS	SOHC	TD9455
1.9 Diesel	ASV	1896cc	∅ 79.50	4 Cyl.	8V	81kW/110PS	SOHC	TD13773
CAM671							FOL143 (x8) [11]	[11] Hydraulic
1.9 Diesel	AGP	1896cc	∅ 79.50	4 Cyl.	8V	50kW/68PS	SOHC	TD9452
1.9 Diesel	AQM	1896cc	∅ 79.50	4 Cyl.	8V	50kW/68PS	SOHC	TD11351
1.9 Diesel	ASY	1896cc	∅ 79.50	4 Cyl.	8V	47kW/64PS	SOHC	TD16338
CAM670							FOL143 (x8) [11]	[11] Hydraulic
1.9 Diesel	ASZ	1896cc	∅ 79.50	4 Cyl.	8V	96kW/131PS	SOHC	TD16231
1.9 Diesel	ATD	1896cc	∅ 79.50	4 Cyl.	8V	74kW/100PS	SOHC	TD15473
1.9 Diesel	AXR	1896cc	∅ 79.50	4 Cyl.	8V	74kW/100PS	SOHC	TD16337
1.9 Diesel	BLT	1896cc	∅ 79.50	4 Cyl.	8V	96kW/131PS	SOHC	TD17467
CAM672 [25][29]							FOL175 (x8) [11]	[11] Hydraulic
CAM914 [27][29]							FOL202 (x8) [11][21]	[20] Steel
CAM928 [20][29]								[21] Diamond-coated
								[25] Chilled Cast Iron
								[27] Induction Hardened Cast Iron
								[29] Refer to SB2202 for installation guide
1.9 Diesel	BMT	1896cc	∅ 79.50	4 Cyl.	8V	74kW/101PS	SOHC	TD20494
CAM904							FOL175 (x8) [11]	[11] Hydraulic
							FOL202 (x8) [11][21]	[21] Diamond-coated
876 Santana		08/81→07/94						
1.3	EP	1297cc	∅ 75.00	4 Cyl.	8V	44kW/60PS		TD5158
1.6	WV	1588cc	∅ 79.50	4 Cyl.	8V	55kW/75PS	SOHC	TD5032
							FOL91 (x8) [13]	[13] Mechanical
1.6	DT	1595cc	∅ 81.00	4 Cyl.	8V	55kW/75PS	SOHC	TD4997
							FOL92 (x8) [11]	[11] Hydraulic
1.6 Diesel	CR	1588cc	∅ 76.50	4 Cyl.	8V	40kW/54PS	SOHC	TD4992
							FOL91 (x8) [13]	[13] Mechanical










876 Santana		08/81→07/94						
1.6 Diesel	CY	1588cc	Ø 76.50	4 Cyl.	8V	51kW/69PS	SOHC	TD4052
1.6 Diesel	JK	1588cc	Ø 76.50	4 Cyl.	8V	40kW/54PS	SOHC	TD5013
CAM393							FOL92 (x8) [11]	[11] Hydraulic
1.8	DS	1781cc	Ø 81.00	4 Cyl.	8V	66kW/89PS	SOHC	TD4996
1.8	JN	1781cc	Ø 81.00	4 Cyl.	8V	66kW/89PS	SOHC	TD5014
							FOL92 (x8) [11]	[11] Hydraulic
1.9	WN	1921cc	Ø 79.50	5 Cyl.	10V	85kW/115PS	SOHC	TD5031
							FOL91 (x10) [13]	[13] Mechanical
2.0	JS	1994cc	Ø 81.00	5 Cyl.	10V	85kW/115PS	SOHC	TD5015
							FOL92 (x10) [11]	[11] Hydraulic
877 Saveiro		08/90→07/96						
1.6	1F	1595cc	Ø 81.00	4 Cyl.	8V	53/55kW/72/75PS	SOHC	TD4957
							FOL143 (x8) [11]	[11] Hydraulic
1.6	EW	1595cc	Ø 81.00	4 Cyl.	8V	55kW/75PS	SOHC	TD4070
							FOL92 (x8) [11]	[11] Hydraulic
878 Scirocco		08/82→05/11						
1.3	HK	1272cc	Ø 75.00	4 Cyl.	8V	40kW/54PS	SOHC	TD5011
							FOL92 (x8) [11]	[11] Hydraulic
1.4	CAVD	1390cc	Ø 76.50	4 Cyl.	16V	118kW/160PS	DOHC	TD20792
1.4	CAXA	1390cc	Ø 76.50	4 Cyl.	16V	90kW/122PS	DOHC	TD20606
1.4	CNWA	1390cc	Ø 76.50	4 Cyl.	16V	118kW/160PS	DOHC	TD24834
1.4	CTHD	1390cc	Ø 76.50	4 Cyl.	16V	118kW/160PS	DOHC	TD26574
1.4	CTKA	1390cc	Ø 76.50	4 Cyl.	16V	118kW/160PS	DOHC	TD26695
						FOL223 (x16)	FOL167 (x16) [11]	[11] Hydraulic
1.4	CMSB	1390cc	Ø 76.50	4 Cyl.	16V	90kW/122PS	DOHC	TD25468
							FOL167 (x16) [11]	[11] Hydraulic
1.4	CXSB	1390cc	Ø 76.50	4 Cyl.	16V	92kW/125PS	DOHC	TD27857
							FOL207 (x16) [11]	[11] Hydraulic
1.6	EW	1595cc	Ø 81.00	4 Cyl.	8V	55kW/75PS	SOHC	TD4070
1.6	RE	1595cc	Ø 81.00	4 Cyl.	8V	53kW/72PS	SOHC	TD4145
1.8	EX	1781cc	Ø 81.00	4 Cyl.	8V	66kW/89PS	SOHC	TD5000
							FOL92 (x8) [11]	[11] Hydraulic
1.8	DX	1781cc	Ø 81.00	4 Cyl.	8V	82kW/111PS	SOHC	TD4063
1.8	EV	1781cc	Ø 81.00	4 Cyl.	8V	82kW/111PS	SOHC	TD4069
1.8	PB	1781cc	Ø 81.00	4 Cyl.	8V	82kW/111PS	SOHC	TD9367
CAM411							FOL92 (x8) [11]	[11] Hydraulic
1.8	JH	1781cc	Ø 81.00	4 Cyl.	8V	70kW/95PS	SOHC	TD4117
CAM411							FOL91 (x8) [13] FOL92 (x8) [11]	[11] Hydraulic [13] Mechanical



878 Scirocco		08/82→05/11						
1.8	KR	1781cc	∅ 81.00	4 Cyl.	16V	98kW/133PS	DOHC	TD5019
							FOL143 (x16) [11]	[11] Hydraulic
1.8	PL	1781cc	∅ 81.00	4 Cyl.	16V	95kW/129PS	DOHC	TD5021
							FOL92 (x16) [11]	[11] Hydraulic
2.0	CAWB	1984cc	∅ 82.50	4 Cyl.	16V	147kW/200PS	DOHC	TD20732
2.0	CCZB	1984cc	∅ 82.50	4 Cyl.	16V	155kW/211PS	DOHC	TD22181
							FOL167 (x16) [11]	[11] Hydraulic
2.0	CDLA	1984cc	∅ 82.50	4 Cyl.	16V	195kW/265PS	DOHC	TD22642
2.0	CDLC	1984cc	∅ 82.50	4 Cyl.	16V	188kW/256PS	DOHC	TD22469
						FOL224 (x16)	FOL167 (x16) [11]	[11] Hydraulic
2.0 Diesel	CBBB	1968cc	∅ 81.00	4 Cyl.	16V	125kW/170PS	DOHC	TD20949
2.0 Diesel	CFGB	1968cc	∅ 81.00	4 Cyl.	16V	125kW/170PS	DOHC	TD23180
2.0 Diesel	CFGC	1968cc	∅ 81.00	4 Cyl.	16V	130kW/177PS	DOHC	TD26990
CAM961 ■ CAM962 ■						FOL210 (x16)	FOL195 (x16) [11]	[11] Hydraulic

879 Sharan		09/95→05/12						
1.4	CAVA	1390cc	∅ 76.50	4 Cyl.	16V	110kW/150PS	DOHC	TD22452
1.4	CNWB	1390cc	∅ 76.50	4 Cyl.	16V	110kW/150PS	DOHC	TD27017
1.4	CTHA	1390cc	∅ 76.50	4 Cyl.	16V	110kW/150PS	DOHC	TD26573
						FOL223 (x16)	FOL167 (x16) [11]	[11] Hydraulic
1.8	AJH	1781cc	∅ 81.00	4 Cyl.	20V	110kW/150PS	DOHC	TD10887
1.8	AWC	1781cc	∅ 81.00	4 Cyl.	20V	110kW/150PS	DOHC	TD14914
CAM743 ■ CAM744 ■							FOL133 (x12) [11] FOL141 (x8) [11]	[11] Hydraulic
1.9 Diesel	1Z	1896cc	∅ 79.50	4 Cyl.	8V	66kW/89PS	SOHC	TD4961
CAM668 →12/93 CAM441 01/94→							FOL92 (x8) [11]	[11] Hydraulic
1.9 Diesel	AFN	1896cc	∅ 79.50	4 Cyl.	8V	81kW/110PS	SOHC	TD4987
1.9 Diesel	AHU	1896cc	∅ 79.50	4 Cyl.	8V	66kW/89PS	SOHC	TD4990
1.9 Diesel	AVG	1896cc	∅ 79.50	4 Cyl.	8V	81kW/110PS	SOHC	TD14988
CAM441							FOL92 (x8) [11]	[11] Hydraulic
1.9 Diesel	ANU	1896cc	∅ 79.50	4 Cyl.	8V	66kW/89PS	SOHC	TD13443
1.9 Diesel	ASZ	1896cc	∅ 79.50	4 Cyl.	8V	96kW/131PS	SOHC	TD16231
1.9 Diesel	AUY	1896cc	∅ 79.50	4 Cyl.	8V	85kW/116PS	SOHC	TD14915
1.9 Diesel	BTB	1896cc	∅ 79.50	4 Cyl.	8V	110kW/150PS	SOHC	TD18232
CAM672 [25][29] CAM914 [27][29] CAM928 [20][29]							FOL175 (x8) [11] FOL202 (x8) [11][21]	[11] Hydraulic [20] Steel [21] Diamond-coated [25] Chilled Cast Iron [27] Induction Hardened Cast Iron [29] Refer to SB2202 for installation guide

								
879 Sharan		09/95→05/12						
1.9 Diesel	BVK	1896cc	∅ 79.50	4 Cyl.	8V	85kW/115PS	SOHC	TD20489
CAM904						FOL175 (x8) [11] FOL202 (x8) [11][21]	[11] Hydraulic [21] Diamond-coated	
2.0	ADY	1984cc	∅ 82.50	4 Cyl.	8V	85kW/116PS	SOHC	TD4979
2.0	ATM	1984cc	∅ 82.50	4 Cyl.	8V	85kW/116PS	SOHC	TD14913
						FOL143 (x8) [11]	[11] Hydraulic	
2.0	CCZA	1984cc	∅ 82.50	4 Cyl.	16V	147kW/200PS	DOHC	TD22172
						FOL167 (x16) [11]	[11] Hydraulic	
2.0 Diesel	BRT	1968cc	∅ 81.00	4 Cyl.	8V	103kW/140PS	SOHC	TD19105
2.0 Diesel	BVH	1968cc	∅ 81.00	4 Cyl.	8V	100kW/136PS	SOHC	TD20520
CAM904						FOL175 (x8) [11] FOL202 (x8) [11][21]	[11] Hydraulic [21] Diamond-coated	
2.0 Diesel	CFFA	1968cc	∅ 81.00	4 Cyl.	16V	100kW/136PS	DOHC	TD23312
2.0 Diesel	CFFB	1968cc	∅ 81.00	4 Cyl.	16V	103kW/140PS	DOHC	TD23178
2.0 Diesel	CFFE	1968cc		4 Cyl.	16V	85kW/116PS	DOHC	TD25739
2.0 Diesel	CFGB	1968cc	∅ 81.00	4 Cyl.	16V	125kW/170PS	DOHC	TD23180
2.0 Diesel	CFGC	1968cc	∅ 81.00	4 Cyl.	16V	130kW/177PS	DOHC	TD26990
CAM961 						FOL210 (x16)	FOL195 (x16) [11]	[11] Hydraulic
CAM962 								
2.8	AAA	2792cc	∅ 81.00	6 Cyl.	12V	128kW/174PS	DOHC	TD3999
						FOL92 (x12) [11]	[11] Hydraulic	
2.8	AYL	2792cc	∅ 81.00	6 Cyl.	24V	150kW/204PS	DOHC	TD14916
						FOL154 (x24) [11]	[11] Hydraulic	
880 Tiguan		09/07→08/09						
1.4	BWK	1390cc	∅ 76.50	4 Cyl.	16V	110kW/150PS	DOHC	TD20734
1.4	CAVA	1390cc	∅ 76.50	4 Cyl.	16V	110kW/150PS	DOHC	TD22452
1.4	CAVD	1390cc	∅ 76.50	4 Cyl.	16V	118kW/160PS	DOHC	TD20792
1.4	CAXA	1390cc	∅ 76.50	4 Cyl.	16V	90kW/122PS	DOHC	TD20606
1.4	CTHA	1390cc	∅ 76.50	4 Cyl.	16V	110kW/150PS	DOHC	TD26573
1.4	CTHD	1390cc	∅ 76.50	4 Cyl.	16V	118kW/160PS	DOHC	TD26574
						FOL223 (x16)	FOL167 (x16) [11]	[11] Hydraulic
2.0	CAWB	1984cc	∅ 82.50	4 Cyl.	16V	147kW/200PS	DOHC	TD20732
2.0	CCTA	1984cc	∅ 82.50	4 Cyl.	16V	147kW/200PS	DOHC	TD20795
2.0	CCZA	1984cc	∅ 82.50	4 Cyl.	16V	147kW/200PS	DOHC	TD22172
2.0	CCZB	1984cc	∅ 82.50	4 Cyl.	16V	155kW/211PS	DOHC	TD22181
						FOL167 (x16) [11]	[11] Hydraulic	



880 Tiguan		09/07→08/09						
2.0 Diesel	CBA	1968cc	∅ 81.00	4 Cyl.	16V	100kW/136PS	DOHC	TD20798
2.0 Diesel	CBAB	1968cc	∅ 81.00	4 Cyl.	16V	103kW/140PS	DOHC	TD20799
2.0 Diesel	CBBA	1968cc	∅ 81.00	4 Cyl.	16V	120kW/163PS	DOHC	TD21661
2.0 Diesel	CBBB	1968cc	∅ 81.00	4 Cyl.	16V	125kW/170PS	DOHC	TD20949
2.0 Diesel	CFFA	1968cc	∅ 81.00	4 Cyl.	16V	100kW/136PS	DOHC	TD23312
2.0 Diesel	CFFB	1968cc	∅ 81.00	4 Cyl.	16V	103kW/140PS	DOHC	TD23178
2.0 Diesel	CFFD	1968cc	∅ 81.00	4 Cyl.	16V	81kW/110PS	DOHC	TD24215
2.0 Diesel	CFGB	1968cc	∅ 81.00	4 Cyl.	16V	125kW/170PS	DOHC	TD23180
2.0 Diesel	CFGC	1968cc	∅ 81.00	4 Cyl.	16V	130kW/177PS	DOHC	TD26990
2.0 Diesel	CLJA	1968cc	∅ 81.00	4 Cyl.	16V	103kW/140PS	DOHC	TD24963
CAM961 ■ CAM962 ■					FOL210 (x16)		FOL195 (x16) [11]	[11] Hydraulic

881 Touareg		10/02→05/10						
2.5 Diesel	BAC	2461cc	∅ 81.00	5 Cyl.	10V	128kW/174PS	SOHC	TD16855
2.5 Diesel	BLK	2461cc	∅ 81.00	5 Cyl.	10V	120kW/163PS	SOHC	TD20506
CAM916 [20]							FOL175 (x10) [11] FOL202 (x10) [11][21]	[11] Hydraulic [20] Steel [21] Diamond-coated
2.5 Diesel	BPE	2461cc	∅ 81.00	5 Cyl.	10V	128kW/174PS	SOHC	TD20508
CAM912 [20]							FOL175 (x10) [11] FOL202 (x10) [11][21]	[11] Hydraulic [20] Steel [21] Diamond-coated
3.0 Diesel	BKS	2967cc	∅ 83.00	6 Cyl.	24V	165kW/224PS	DOHC	TD18031
3.0 Diesel	BUN	2967cc	∅ 83.00	6 Cyl.	24V	155kW/211PS	DOHC	TD21182
3.0 Diesel	CASA	2967cc	∅ 83.00	6 Cyl.	24V	176kW/240PS	DOHC	TD20865
3.0 Diesel	CASB	2967cc	∅ 83.00	6 Cyl.	24V	155kW/211PS	DOHC	TD22636
3.0 Diesel	CASC	2967cc	∅ 83.00	6 Cyl.	24V	176kW/240PS	DOHC	TD22560
3.0 Diesel	CASD	2967cc	∅ 83.00	6 Cyl.	24V	150kW/204PS	DOHC	TD24893
3.0 Diesel	CATA	2967cc	∅ 83.00	6 Cyl.	24V	165kW/224PS	DOHC	TD22637
3.0 Diesel	CJMA	2967cc	∅ 83.00	6 Cyl.	24V	150kW/204PS	DOHC	TD24892
					FOL210 (x24)		FOL195 (x24) [11]	[11] Hydraulic
3.2	BMV	3189cc	∅ 84.00	6 Cyl.	24V	162kW/220PS	DOHC	TD20525
CAM939 ■ CAM938 ■							FOL115 (x24) [11]	[11] Hydraulic
4.2 Diesel	CKDA	4134cc		8 Cyl.	32V	250kW/340PS		TD23926
					FOL210 (x32)		FOL195 (x32) [11]	[11] Hydraulic

882 Touran		02/03→01/13						
1.2	CBZB	1197cc	∅ 71.00	4 Cyl.	8V	77kW/105PS	SOHC	TD23520
							FOL167 (x8) [11]	[11] Hydraulic
1.4	BLG	1390cc	∅ 76.50	4 Cyl.	16V	125kW/170PS	DOHC	TD18470
1.4	BMV	1390cc	∅ 76.50	4 Cyl.	16V	103kW/140PS	DOHC	TD18910
1.4	CAVB	1390cc	∅ 76.50	4 Cyl.	16V	125kW/170PS	DOHC	TD22173
1.4	CAVC	1390cc	∅ 76.50	4 Cyl.	16V	103kW/140PS	DOHC	TD22174
1.4	CDGA	1390cc	∅ 76.50	4 Cyl.	16V	110kW/150PS	DOHC	TD22222
					FOL223 (x16)		FOL167 (x16) [11]	[11] Hydraulic


882 Touran

02/03→01/13

1.6	BGU	1595cc	Ø 81.00	4 Cyl.	8V	75kW/102PS	SOHC	TD17067
1.6	BSE	1595cc	Ø 81.00	4 Cyl.	8V	75kW/102PS	SOHC	TD18222
1.6	BSF	1595cc	Ø 81.00	4 Cyl.	8V	75kW/102PS	SOHC	TD18223
						FOL226 (x8)	FOL167 (x8) [11]	[11] Hydraulic
1.6	BLF	1598cc	Ø 76.50	4 Cyl.	16V	85kW/115PS	DOHC	TD18100
1.6	BLP	1598cc	Ø 76.50	4 Cyl.	16V	85kW/115PS	DOHC	TD18202
						FOL223 (x16)	FOL167 (x16) [11]	[11] Hydraulic
1.6	BAG	1598cc	Ø 76.50	4 Cyl.	16V	85kW/115PS	DOHC	TD17048
						FOL179 (x16)	FOL167 (x16) [11]	[11] Hydraulic
1.6 Diesel	CAYB	1598cc	Ø 79.50	4 Cyl.	16V	66kW/90PS	DOHC	TD22638
1.6 Diesel	CAYC	1598cc	Ø 79.50	4 Cyl.	16V	77kW/105PS	DOHC	TD22639
CAM961 ■ CAM962 ■						FOL210 (x16)	FOL195 (x16) [11]	[11] Hydraulic
1.9 Diesel	AVQ	1896cc	Ø 79.50	4 Cyl.	8V	74kW/100PS	SOHC	TD16861
1.9 Diesel	BKC	1896cc	Ø 79.50	4 Cyl.	8V	77kW/105PS	SOHC	TD17079
1.9 Diesel	BRU	1896cc	Ø 79.50	4 Cyl.	8V	66kW/89PS	SOHC	TD17468
1.9 Diesel	BXE	1896cc	Ø 79.50	4 Cyl.	8V	77kW/105PS	SOHC	TD18908
1.9 Diesel	BXF	1896cc	Ø 79.50	4 Cyl.	8V	66kW/90PS	SOHC	TD18907
CAM672 [25][29] CAM914 [27][29] CAM928 [20][29]							FOL175 (x8) [11] FOL202 (x8) [11][21]	[11] Hydraulic [20] Steel [21] Diamond-coated [25] Chilled Cast Iron [27] Induction Hardened Cast Iron [29] Refer to SB2202 for installation guide
1.9 Diesel	BLS	1896cc	Ø 79.50	4 Cyl.	8V	77kW/105PS	SOHC	TD18224
1.9 Diesel	BXJ	1896cc	Ø 79.50	4 Cyl.	8V	66kW/90PS	SOHC	TD20493
CAM904							FOL175 (x8) [11] FOL202 (x8) [11][21]	[11] Hydraulic [21] Diamond-coated
2.0	AXW	1984cc	Ø 82.50	4 Cyl.	16V	110kW/150PS	DOHC	TD17081
						FOL224 (x16)	FOL154 (x16) [11]	[11] Hydraulic
2.0	BLR	1984cc	Ø 82.50	4 Cyl.	16V	110kW/150PS	DOHC	TD18134
2.0	BLX	1984cc	Ø 82.50	4 Cyl.	16V	110kW/150PS	DOHC	TD17985
2.0	BLY	1984cc	Ø 82.50	4 Cyl.	16V	110kW/150PS	DOHC	TD17986
2.0	BVY	1984cc	Ø 82.50	4 Cyl.	16V	110kW/150PS	DOHC	TD18468
2.0	BVZ	1984cc	Ø 82.50	4 Cyl.	16V	110kW/150PS	DOHC	TD18469
						FOL224 (x16)	FOL167 (x16) [11]	[11] Hydraulic
2.0	BSX	1984cc	Ø 82.50	4 Cyl.	16V	80kW/109PS	DOHC	TD19005
							FOL143 (x16) [11]	[11] Hydraulic
2.0 Diesel	BMM	1968cc	Ø 81.00	4 Cyl.	8V	103kW/140PS	SOHC	TD18482
CAM904							FOL175 (x8) [11] FOL202 (x8) [11][21]	[11] Hydraulic [21] Diamond-coated



882 Touran		02/03→01/13						
2.0 Diesel	CFHF	1968cc	∅ 81.00	4 Cyl.	16V	81kW/110PS	DOHC	TD24366
2.0 Diesel	CFJA	1968cc	∅ 81.00	4 Cyl.	16V	125kW/170PS	DOHC	TD24994
2.0 Diesel	CFJB	1968cc	∅ 81.00	4 Cyl.	16V	96kW/131PS	DOHC	TD27973
2.0 Diesel	CLCA	1968cc	∅ 81.00	4 Cyl.	16V	81kW/110PS	DOHC	TD24835
CAM961 ■ CAM962 ■						FOL210 (x16)	FOL195 (x16) [11]	[11] Hydraulic
2.0 Diesel	AZV	1968cc	∅ 81.00	4 Cyl.	16V	100kW/136PS	DOHC	TD16862
2.0 Diesel	BKD	1968cc	∅ 81.00	4 Cyl.	16V	103kW/140PS	DOHC	TD17080
CAM939 ■ CAM938 ■						FOL237 ■ (x4) FOL238 ■ (x4) FOL239 ■ (x4) FOL240 ■ (x4)		
2.0 Diesel	BMN	1968cc	∅ 81.00	4 Cyl.	16V	125kW/170PS	DOHC	TD18471
CAM939 ■						FOL237 ■ (x4) FOL238 ■ (x4) FOL239 ■ (x4) FOL240 ■ (x4)		

883 Transporter II		08/75→07/79						
2.0	GE	1970cc	∅ 94.00	4 Cyl.	8V	51kW/70PS		TD5005
							FOL170 (x8) [11]	[11] Hydraulic

884 Transporter III		05/79→07/92						
1.6	CT	1584cc	∅ 84.00	4 Cyl.	8V	37kW/50PS		TD4049
							FOL170 (x8) [11]	[11] Hydraulic
1.6 Diesel	CS	1588cc	∅ 76.50	4 Cyl.	8V	37kW/50PS	SOHC	TD4048
							FOL91 (x8) [13]	[13] Mechanical
1.9	DF	1915cc	∅ 94.00	4 Cyl.	8V	44kW/60PS		TD4058
1.9	DG	1915cc	∅ 94.00	4 Cyl.	8V	57kW/77PS		TD4993
1.9	DH	1913cc	∅ 94.00	4 Cyl.	8V	60kW/81PS		TD4994
1.9	GW	1913cc	∅ 94.00	4 Cyl.	8V	66kW/89PS		TD4099
2.0	CU	1970cc	∅ 94.00	4 Cyl.	8V	51kW/69PS		TD4050
2.0	CV	1970cc	∅ 94.00	4 Cyl.	8V	51kW/69PS		TD4051
2.1	DJ	2109cc	∅ 94.00	4 Cyl.	8V	82kW/111PS		TD4059
2.1	MV	2109cc	∅ 94.00	4 Cyl.	8V	70kW/95PS		TD4133
2.1	SR	2109cc	∅ 94.00	4 Cyl.	8V	64kW/87PS		TD4153
2.1	SS	2109cc	∅ 94.00	4 Cyl.	8V	68kW/92PS		TD4154
							FOL170 (x8) [11]	[11] Hydraulic

885 Transporter IV		07/90→04/03						
1.8	PD	1781cc	∅ 81.00	4 Cyl.	8V	49kW/67PS	SOHC	TD4138
							FOL92 (x8) [11]	[11] Hydraulic
1.9 Diesel	1X	1896cc	∅ 79.50	4 Cyl.	8V	44kW/60PS	SOHC	TD3997
1.9 Diesel	ABL	1896cc	∅ 79.50	4 Cyl.	8V	50kW/68PS	SOHC	TD4009
CAM440							FOL92 (x8) [11]	[11] Hydraulic


885 Transporter IV

07/90→04/03

2.0	AAC	1968cc	Ø 81.00	4 Cyl.	8V	62kW/84PS	SOHC	TD4001
							FOL143 (x8) [11]	[11] Hydraulic
2.4 Diesel	AAB	2370cc	Ø 79.50	5 Cyl.	10V	57kW/77PS	SOHC	TD4000
2.4 Diesel	AJA	2370cc	Ø 79.50	5 Cyl.	10V	55kW/75PS		TD11049
	CAM630						FOL92 (x10) [11]	[11] Hydraulic
2.5	AAF	2459cc	Ø 81.00	5 Cyl.	10V	81kW/110PS	SOHC	TD4002
2.5	ACU	2459cc	Ø 81.00	5 Cyl.	10V	81kW/110PS	SOHC	TD4015
2.5	AET	2461cc	Ø 81.00	5 Cyl.	10V	81kW/110PS	SOHC	TD4983
2.5	AEU	2459cc	Ø 81.00	5 Cyl.	10V	81kW/110PS	SOHC	TD9344
2.5	APL	2461cc	Ø 81.00	5 Cyl.	10V	85kW/116PS	SOHC	TD15288
2.5	AVT	2461cc	Ø 81.00	5 Cyl.	10V	85kW/116PS	SOHC	TD15370
							FOL143 (x10) [11]	[11] Hydraulic
2.5 Diesel	ACV	2461cc	Ø 81.00	5 Cyl.	10V	74kW/100PS	SOHC	TD4978
2.5 Diesel	AHY	2461cc	Ø 81.00	5 Cyl.	10V	111kW/151PS	SOHC	TD10748
2.5 Diesel	AJT	2461cc	Ø 81.00	5 Cyl.	10V	65kW/88PS	SOHC	TD10747
2.5 Diesel	AUF	2461cc	Ø 81.00	5 Cyl.	10V	75kW/102PS	SOHC	TD16857
2.5 Diesel	AXG	2461cc	Ø 81.00	5 Cyl.	10V	111kW/151PS	SOHC	TD17505
2.5 Diesel	AXL	2461cc	Ø 81.00	5 Cyl.	10V	75kW/102PS	SOHC	TD18687
2.5 Diesel	AYC	2461cc	Ø 81.00	5 Cyl.	10V	75kW/102PS	SOHC	TD17504
2.5 Diesel	AYY	2461cc	Ø 81.00	5 Cyl.	10V	65kW/88PS	SOHC	TD17503
	CAM442						FOL92 (x10) [11]	[11] Hydraulic
2.8	AES	2792cc	Ø 81.00	6 Cyl.	12V	103kW/140PS	SOHC	TD9346
							FOL92 (x12) [11]	[11] Hydraulic

886 Transporter V

04/03→11/09

1.9 Diesel	AXB	1896cc	Ø 79.50	4 Cyl.	8V	77kW/105PS	SOHC	TD16867
1.9 Diesel	AXC	1896cc	Ø 79.50	4 Cyl.	8V	63kW/85PS	SOHC	TD16881
	CAM672 [25][29] CAM914 [27][29] CAM928 [20][29]						FOL175 (x8) [11] FOL202 (x8) [11][21]	[11] Hydraulic [20] Steel [21] Diamond-coated [25] Chilled Cast Iron [27] Induction Hardened Cast Iron [29] Refer to SB2202 for installation guide
1.9 Diesel	BRR	1896cc	Ø 79.50	4 Cyl.	8V	62kW/84PS	SOHC	TD20159
1.9 Diesel	BRS	1896cc	Ø 79.50	4 Cyl.	8V	75kW/102PS	SOHC	TD18994
	CAM904						FOL175 (x8) [11] FOL202 (x8) [11][21]	[11] Hydraulic [21] Diamond-coated
2.0	AXA	1984cc	Ø 82.50	4 Cyl.	8V	85kW/116PS	SOHC	TD16866
							FOL143 (x8) [11]	[11] Hydraulic






886 Transporter V		04/03→11/09						
2.0 Diesel	CAA	1968cc	Ø 81.00	4 Cyl.	16V	62kW/84PS	DOHC	TD23411
2.0 Diesel	CAAB	1968cc	Ø 81.00	4 Cyl.	16V	75kW/102PS	DOHC	TD23412
2.0 Diesel	CAAC	1968cc	Ø 81.00	4 Cyl.	16V	103kW/140PS	DOHC	TD23414
2.0 Diesel	CAAD	1968cc	Ø 81.00	4 Cyl.	16V	84kW/114PS	DOHC	TD26334
2.0 Diesel	CAAE	1968cc	Ø 81.00	4 Cyl.	16V	100kW/136PS	DOHC	TD24473
2.0 Diesel	CCHA	1968cc	Ø 81.00	4 Cyl.	16V	103kW/140PS	DOHC	TD24471
2.0 Diesel	CCHB	1968cc	Ø 81.00	4 Cyl.	16V	100kW/136PS	DOHC	TD24474
2.0 Diesel	CFCA	1968cc	Ø 81.00	4 Cyl.	16V	132kW/180PS	DOHC	TD23421
CAM961 ■ CAM962 ■						FOL210 (x16)	FOL195 (x16) [11]	[11] Hydraulic
2.5 Diesel	BNZ	2460cc	Ø 81.00	5 Cyl.	10V	96kW/131PS	SOHC	TD20398
2.5 Diesel	BPC	2460cc	Ø 81.00	5 Cyl.	10V	128kW/174PS	SOHC	TD20397
CAM912 [20]							FOL175 (x10) [11] FOL202 (x10) [11][21]	[11] Hydraulic [20] Steel [21] Diamond-coated
2.5 Diesel	AXD	2461cc	Ø 81.00	5 Cyl.	10V	96kW/131PS	SOHC	TD16868
2.5 Diesel	AXE	2461cc	Ø 81.00	5 Cyl.	10V	128kW/174PS	SOHC	TD16869
2.5 Diesel	BLJ	2461cc	Ø 81.00	5 Cyl.	10V	120kW/163PS	SOHC	TD20505
CAM916 [20]							FOL175 (x10) [11] FOL202 (x10) [11][21]	[11] Hydraulic [20] Steel [21] Diamond-coated

887 UP		08/11→						
1.0	CHYA	999cc	Ø 74.50	3 Cyl.	12V	44kW/60PS	DOHC	TD26238
1.0	CHYB	999cc	Ø 74.50	3 Cyl.	12V	55kW/75PS	DOHC	TD26239
							FOL143 (x12) [11] →01/12 FOL207 (x12) [11] 02/12→	[11] Hydraulic
1.0	CPGA	999cc	Ø 74.50	3 Cyl.	12V	50kW/68PS	DOHC	TD27210
							FOL207 (x12) [11]	[11] Hydraulic

888 Vento		11/91→09/98						
1.4	AEX	1390cc	Ø 76.50	4 Cyl.	8V	40/44kW/54/60PS	SOHC	TD4984
CAM808							FOL143 (x8) [11]	[11] Hydraulic
1.4	ABD	1391cc	Ø 75.00	4 Cyl.	8V	40/44kW/55/60PS	SOHC	TD4973
1.6	AEK	1595cc	Ø 81.00	4 Cyl.	8V	74kW/100PS	SOHC	TD4982
							FOL143 (x8) [11]	[11] Hydraulic
1.6	AFT	1595cc	Ø 81.00	4 Cyl.	8V	74kW/100PS	SOHC	TD4988
CAM913							FOL143 (x8) [11]	[11] Hydraulic
1.6	ABU	1598cc	Ø 76.50	4 Cyl.	8V	55kW/75PS	SOHC	TD4976
1.6	AEA	1598cc	Ø 76.50	4 Cyl.	8V	55kW/75PS	SOHC	TD4019
1.6	AEE	1598cc	Ø 76.50	4 Cyl.	8V	55kW/75PS	SOHC	TD4981
1.8	AAM	1781cc	Ø 81.00	4 Cyl.	8V	55kW/75PS	SOHC	TD4004
1.8	ABS	1781cc	Ø 81.00	4 Cyl.	8V	66kW/89PS	SOHC	TD4975
1.8	ADZ	1781cc	Ø 81.00	4 Cyl.	8V	66kW/89PS	SOHC	TD4980
							FOL143 (x8) [11]	[11] Hydraulic



888 Vento		11/91→09/98						
1.9 Diesel	1Z	1896cc	Ø 79.50	4 Cyl.	8V	66kW/89PS	SOHC	TD4961
CAM668 →12/93 CAM441 01/94→							FOL92 (x8) [11]	[11] Hydraulic
1.9 Diesel	1Y	1896cc	Ø 79.50	4 Cyl.	8V	47/50kW/64/68PS	SOHC	TD4960
1.9 Diesel	AAZ	1896cc	Ø 79.50	4 Cyl.	8V	55kW/75PS	SOHC	TD4972
CAM440							FOL92 (x8) [11]	[11] Hydraulic
1.9 Diesel	AEY	1896cc	Ø 79.50	4 Cyl.	8V	47kW/64PS	SOHC	TD4985
CAM668							FOL143 (x8) [11]	[11] Hydraulic
1.9 Diesel	AFN	1896cc	Ø 79.50	4 Cyl.	8V	81kW/110PS	SOHC	TD4987
1.9 Diesel	AHU	1896cc	Ø 79.50	4 Cyl.	8V	66kW/89PS	SOHC	TD4990
1.9 Diesel	ALE	1896cc	Ø 79.50	4 Cyl.	8V	66kW/89PS	SOHC	TD9512
CAM441							FOL92 (x8) [11]	[11] Hydraulic
2.0	2E	1984cc	Ø 82.50	4 Cyl.	8V	85kW/115PS	SOHC	TD4963
2.0	AAC	1968cc	Ø 81.00	4 Cyl.	8V	62kW/84PS	SOHC	TD4001
2.0	ADY	1984cc	Ø 82.50	4 Cyl.	8V	85kW/116PS	SOHC	TD4979
2.0	AEP	1984cc	Ø 82.50	4 Cyl.	8V	79kW/107PS	SOHC	TD11448
							FOL143 (x8) [11]	[11] Hydraulic
2.0	AGG	1984cc	Ø 82.50	4 Cyl.	8V	85kW/116PS	SOHC	TD4989
2.0	AKR	1984cc	Ø 82.50	4 Cyl.	8V	85kW/116PS	SOHC	TD11354
CAM913							FOL143 (x8) [11]	[11] Hydraulic
2.8	AAA	2792cc	Ø 81.00	6 Cyl.	12V	128kW/174PS	DOHC	TD3999
							FOL92 (x12) [11]	[11] Hydraulic
889 Voyage		06/96→09/01						
1.0	CCNA	999cc	Ø 67.10	4 Cyl.	8V	54kW/73PS	SOHC	TD20809
1.6	CFZA	1598cc	Ø 76.50	4 Cyl.	8V	74kW/101PS	SOHC	TD24043
						FOL244 (x8)	FOL167 (x8) [11]	[11] Hydraulic
1.9 Diesel	1Y	1896cc	Ø 79.50	4 Cyl.	8V	47/50kW/64/68PS	SOHC	TD4960
CAM440							FOL92 (x8) [11]	[11] Hydraulic
1.9 Diesel	1Z	1896cc	Ø 79.50	4 Cyl.	8V	66kW/89PS	SOHC	TD4961
CAM668 →12/93 CAM441 01/94→							FOL92 (x8) [11]	[11] Hydraulic

								
890	140	08/66→08/75						
1.8	B 18 A	1780cc	Ø 84.14	4 Cyl.	8V	50-55kW/68-75PS	TD5126	
1.8	B 18 B	1780cc	Ø 84.14	4 Cyl.	8V	74kW/100PS	TD5136	
2.0	B 20 A	1998cc	Ø 88.90	4 Cyl.	8V	60kW/81PS	TD3919	
						FOL74 (x8) [13]	[13] Mechanical	
2.0	B 20 B	1998cc	Ø 88.90	4 Cyl.	8V	73-74kW/100-101PS	TD3920	
CAM78						FOL74 (x8) [13]	[13] Mechanical	
2.0	B 20 E	1998cc	Ø 88.90	4 Cyl.	8V	91kW/124PS	TD3922	
CAM80						FOL74 (x8) [13]	[13] Mechanical	
891	164	08/68→07/73						
3.0	B 30 A	2979cc	Ø 88.90	6 Cyl.	12V	96kW/131PS	TD3967	
						FOL74 (x12) [13]	[13] Mechanical	
892	240	08/74→12/93						
2.0	B 19 E	1986cc	Ø 88.90	4 Cyl.	8V	83-86kW/113-117PS	TD3916	
2.0	B 200 K	1986cc	Ø 88.90	4 Cyl.	8V	70-77kW/95-105PS	TD3930	
						FOL104 (x8) [13]	[13] Mechanical	
2.0	B 20 A	1998cc	Ø 88.90	4 Cyl.	8V	60kW/81PS	TD3919	
						FOL74 (x8) [13]	[13] Mechanical	
2.1	B 21 A	2127cc	Ø 92.00	4 Cyl.	8V	71-80kW/97-108PS	SOHC	TD3934
2.1	B 21 F	2127cc	Ø 92.00	4 Cyl.	8V	80kW/109PS	SOHC	TD3937
2.3	B 23 E	2316cc	Ø 96.00	4 Cyl.	8V	91-103kW/124-140PS	SOHC	TD3942
2.3	B 230 A	2316cc	Ø 96.00	4 Cyl.	8V	81-86kW/110-117PS	SOHC	TD3945
2.3	B 230 F	2316cc	Ø 96.00	4 Cyl.	8V	81-100kW/110-136PS	SOHC	TD3948
2.3	B 230 K	2316cc	Ø 96.00	4 Cyl.	8V	85kW/116PS	SOHC	TD3955
						FOL104 (x8) [13]	[13] Mechanical	
2.4 Diesel	D 24	2383cc	Ø 76.50	6 Cyl.	12V	58-60kW/79-82PS	SOHC	TD3984
						FOL91 (x12) [13]	[13] Mechanical	
893	340-360	08/80→07/90						
2.0	B 19 E	1986cc	Ø 88.90	4 Cyl.	8V	83-86kW/113-117PS	TD3916	
2.0	B 200 K	1986cc	Ø 88.90	4 Cyl.	8V	70-77kW/95-105PS	TD3930	
						FOL104 (x8) [13]	[13] Mechanical	
894	460	08/89→07/92						
1.7	B 18 E	1721cc	Ø 81.00	4 Cyl.	8V	75kW/102PS	SOHC	TD3907
						FOL74 (x8) [13]	[13] Mechanical	
895	480	04/86→07/89						
1.7	B 18 E	1721cc	Ø 81.00	4 Cyl.	8V	75kW/102PS	SOHC	TD3907
						FOL74 (x8) [13]	[13] Mechanical	








896 740		04/83→07/92						
2.0	B 19 E	1986cc	∅ 88.90	4 Cyl.	8V	83-86kW/113-117PS	TD3916	
2.0	B 200 ET	1986cc	∅ 88.90	4 Cyl.	8V	118kW/160PS	SOHC TD3926	
2.0	B 200 K	1986cc	∅ 88.90	4 Cyl.	8V	70-77kW/95-105PS	TD3930	
2.3	B 23 E	2316cc	∅ 96.00	4 Cyl.	8V	91-103kW/124-140PS	SOHC TD3942	
2.3	B 230 A	2316cc	∅ 96.00	4 Cyl.	8V	81-86kW/110-117PS	SOHC TD3945	
2.3	B 230 ET	2316cc	∅ 96.00	4 Cyl.	8V	134kW/182PS	TD3947	
2.3	B 230 F	2316cc	∅ 96.00	4 Cyl.	8V	81-100kW/110-136PS	SOHC TD3948	
2.3	B 230 FT	2316cc	∅ 96.00	4 Cyl.	8V	115-151kW/156-205PS	SOHC TD3950	
2.3	B 230 K	2316cc	∅ 96.00	4 Cyl.	8V	85kW/116PS	SOHC TD3955	
							FOL104 (x8) [13]	[13] Mechanical
2.4 Diesel	D 24	2383cc	∅ 76.50	6 Cyl.	12V	58-60kW/79-82PS	SOHC TD3984	
							FOL91 (x12) [13]	[13] Mechanical
2.4 Diesel	D 24 T	2383cc	∅ 76.50	6 Cyl.	12V	79-82kW/107-112PS	SOHC TD3985	
2.4 Diesel	D 24 TIC	2383cc	∅ 76.50	6 Cyl.	12V	85-95kW/115-129PS	SOHC TD3986	
CAM447							FOL92 (x12) [11]	[11] Hydraulic

897 760		01/82→07/92						
2.3	B 230 ET	2316cc	∅ 96.00	4 Cyl.	8V	134kW/182PS	TD3947	
2.3	B 230 FT	2316cc	∅ 96.00	4 Cyl.	8V	115-151kW/156-205PS	SOHC TD3950	
2.3	B 230 K	2316cc	∅ 96.00	4 Cyl.	8V	85kW/116PS	SOHC TD3955	
							FOL104 (x8) [13]	[13] Mechanical
2.4 Diesel	D 24	2383cc	∅ 76.50	6 Cyl.	12V	58-60kW/79-82PS	SOHC TD3984	
							FOL91 (x12) [13]	[13] Mechanical
2.4 Diesel	D 24 T	2383cc	∅ 76.50	6 Cyl.	12V	79-82kW/107-112PS	SOHC TD3985	
2.4 Diesel	D 24 TIC	2383cc	∅ 76.50	6 Cyl.	12V	85-95kW/115-129PS	SOHC TD3986	
CAM447							FOL92 (x12) [11]	[11] Hydraulic

898 780		04/86→07/90						
2.4 Diesel	D 24 TIC	2383cc	∅ 76.50	6 Cyl.	12V	85-95kW/115-129PS	SOHC TD3986	
CAM447							FOL92 (x12) [11]	[11] Hydraulic

899 850		06/91→10/97						
2.0	B 5204 F	1984cc	∅ 81.00	5 Cyl.	20V	107kW/145PS	DOHC TD3971	
2.0	B 5204 T2	1984cc	∅ 81.00	5 Cyl.	20V	132kW/180PS	DOHC TD5554	
							FOL156 (x20) [11] →12/99	[11] Hydraulic
2.0	B 5204 T	1984cc	∅ 81.00	5 Cyl.	20V	103kW/140PS	DOHC TD9893	
2.3	B 5234 FT	2319cc	∅ 81.00	5 Cyl.	20V	168kW/228PS	DOHC TD3973	
2.4	B 5254 S	2435cc	∅ 83.00	5 Cyl.	20V	125/142kW/170/193PS	DOHC TD5147	
2.4	B 5254 T	2435cc	∅ 83.00	5 Cyl.	20V	142/154kW/193/210PS	DOHC TD9366	
							FOL156 (x20) [11]	[11] Hydraulic
2.5 Diesel	D 5252 T	2461cc	∅ 81.00	5 Cyl.	10V	103kW/140PS	SOHC TD5145	
CAM442							FOL92 (x10) [11]	[11] Hydraulic

								
900 940		08/90→12/98						
2.3	B 230 FT	2316cc	∅ 96.00	4 Cyl.	8V	115-151kW/156-205PS	SOHC	TD3950
							FOL104 (x8) [13]	[13] Mechanical
2.4 Diesel	D 24	2383cc	∅ 76.50	6 Cyl.	12V	58-60kW/79-82PS	SOHC	TD3984
							FOL91 (x12) [13]	[13] Mechanical
2.4 Diesel	D 24 T	2383cc	∅ 76.50	6 Cyl.	12V	79-82kW/107-112PS	SOHC	TD3985
2.4 Diesel	D 24 TIC	2383cc	∅ 76.50	6 Cyl.	12V	85-95kW/115-129PS	SOHC	TD3986
	CAM447						FOL92 (x12) [11]	[11] Hydraulic
901 960		08/90→12/96						
2.3	B 230 FT	2316cc	∅ 96.00	4 Cyl.	8V	115-151kW/156-205PS	SOHC	TD3950
							FOL104 (x8) [13]	[13] Mechanical
2.4 Diesel	D 24 TIC	2383cc	∅ 76.50	6 Cyl.	12V	85-95kW/115-129PS	SOHC	TD3986
	CAM447						FOL92 (x12) [11]	[11] Hydraulic
2.5	B 6254 S	2473cc	∅ 81.00	6 Cyl.	24V	125kW/170PS	DOHC	TD5154
2.9	B 6304 S	2922cc	∅ 83.00	6 Cyl.	24V	150kW/204PS	DOHC	TD5555
							FOL156 (x24) [11]	[11] Hydraulic
2.9	B 6304 F	2922cc	∅ 83.00	6 Cyl.	24V	150kW/204PS	DOHC	TD5042
2.9	B 6304 G	2922cc	∅ 83.00	6 Cyl.	24V	150kW/204PS	DOHC	TD5402
							FOL156 (x24) [11] →12/99	[11] Hydraulic
902 C30		10/06→12/12						
1.6 Diesel	D 4162 T	1560cc	∅ 75.00	4 Cyl.	8V	84kW/114PS	DOHC	TD23981
							FOL228 (x8)	
1.6 Diesel	D 4164 T	1560cc	∅ 75.00	4 Cyl.	16V	80kW/109PS	DOHC	TD20849
							FOL184 (x16)	
903 C70		03/97→10/05						
2.0	B 5204 T2	1984cc	∅ 81.00	5 Cyl.	20V	132kW/180PS	DOHC	TD5554
2.0	B 5204 T3	1984cc	∅ 81.00	5 Cyl.	20V	166kW/226PS	DOHC	TD5553
							FOL156 (x20) [11] →12/99	[11] Hydraulic
2.3	B 5234 T3	2319cc	∅ 81.00	5 Cyl.	20V	176/184kW/239/250PS	DOHC	TD5401
2.4	B 5254 S	2435cc	∅ 83.00	5 Cyl.	20V	125/142kW/170/193PS	DOHC	TD5147
2.4	B 5254 T	2435cc	∅ 83.00	5 Cyl.	20V	142/154kW/193/210PS	DOHC	TD9366
							FOL156 (x20) [11]	[11] Hydraulic
904 Duett		08/61→07/67						
1.8	B 18 A	1780cc	∅ 84.14	4 Cyl.	8V	50-55kW/68-75PS		TD5126
							FOL74 (x8) [13]	[13] Mechanical



905 P121		05/59→05/71						
1.8	B 18 A	1780cc	∅ 84.14	4 Cyl.	8V	50-55kW/68-75PS		TD5126
2.0	B 20 A	1998cc	∅ 88.90	4 Cyl.	8V	60kW/81PS		TD3919
							FOL74 (x8) [13]	[13] Mechanical

906 P122		02/67→05/71						
1.8	B 18 D	1780cc	∅ 84.14	4 Cyl.	8V	59-66kW/80-90PS	OHV	TD5128
							FOL74 (x8) [13]	[13] Mechanical
2.0	B 20 B	1998cc	∅ 88.90	4 Cyl.	8V	73-74kW/100-101PS		TD3920
	CAM78						FOL74 (x8) [13]	[13] Mechanical

907 P544		08/61→07/67						
1.8	B 18 A	1780cc	∅ 84.14	4 Cyl.	8V	50-55kW/68-75PS		TD5126
1.8	B 18 D	1780cc	∅ 84.14	4 Cyl.	8V	59-66kW/80-90PS	OHV	TD5128
							FOL74 (x8) [13]	[13] Mechanical

908 P 1800		04/72→11/73						
2.0	B 20 E	1998cc	∅ 88.90	4 Cyl.	8V	91kW/124PS		TD3922
	CAM80						FOL74 (x8) [13]	[13] Mechanical

909 S40 I		07/95→12/03						
1.6	B 4164 S2	1587cc	∅ 81.00	4 Cyl.	16V	80kW/109PS	DOHC	TD13708
1.7	B 4184 S	1731cc	∅ 83.00	4 Cyl.	16V	85kW/116PS	DOHC	TD5152
1.8	B 4184 SJ	1834cc	∅ 81.00	4 Cyl.	16V	90kW/122PS	DOHC	TD18000
1.8	B 4184 SM	1834cc	∅ 81.00	4 Cyl.	16V	92kW/125PS	DOHC	TD12329
							FOL156 (x16) [11]	[11] Hydraulic
1.9	B 4194 T	1855cc	∅ 81.00	4 Cyl.	16V	147kW/200PS	DOHC	TD18003
							FOL156 (x16) [11] →12/99	[11] Hydraulic
1.9	B 4204 S	1948cc	∅ 83.00	4 Cyl.	16V	100kW/136PS	DOHC	TD5153
1.9	B 4204 T	1948cc	∅ 83.00	4 Cyl.	16V	118kW/160PS	DOHC	TD11287
							FOL156 (x16) [11]	[11] Hydraulic
1.9 Diesel	D 4192 T	1870cc	∅ 80.00	4 Cyl.	8V	66kW/89PS	SOHC	TD5550
	CAM690							

910 S40 II		01/05→						
1.6 Diesel	D 4162 T	1560cc	∅ 75.00	4 Cyl.	8V	84kW/114PS	DOHC	TD23981
							FOL228 (x8)	
1.6 Diesel	D 4164 T	1560cc	∅ 75.00	4 Cyl.	16V	80kW/109PS	DOHC	TD20849
							FOL184 (x16)	



911 S60 I		07/00→04/10						
2.3	B 5234 T3	2319cc	Ø 81.00	5 Cyl.	20V	176/184kW/239/250PS	DOHC	TD5401
2.3	B 5234 T7	2319cc	Ø 81.00	5 Cyl.	20V	195kW/265PS	DOHC	TD19340
							FOL156 (x20) [11]	[11] Hydraulic

912 S60 II		01/11→						
1.6 Diesel	D 4162 T	1560cc	Ø 75.00	4 Cyl.	8V	84kW/114PS	DOHC	TD23981
						FOL228 (x8)		

913 S70		11/96→11/00						
2.0	B 5204 F	1984cc	Ø 81.00	5 Cyl.	20V	107kW/145PS	DOHC	TD3971
2.0	B 5204 T2	1984cc	Ø 81.00	5 Cyl.	20V	132kW/180PS	DOHC	TD5554
2.0	B 5204 T3	1984cc	Ø 81.00	5 Cyl.	20V	166kW/226PS	DOHC	TD5553
							FOL156 (x20) [11] →12/99	[11] Hydraulic
2.0	B 5204 T	1984cc	Ø 81.00	5 Cyl.	20V	103kW/140PS	DOHC	TD9893
2.3	B 5234 T3	2319cc	Ø 81.00	5 Cyl.	20V	176/184kW/239/250PS	DOHC	TD5401
2.3	B 5234 T7	2319cc	Ø 81.00	5 Cyl.	20V	195kW/265PS	DOHC	TD19340
2.4	B 5254 S	2435cc	Ø 83.00	5 Cyl.	20V	125/142kW/170/193PS	DOHC	TD5147
2.4	B 5254 T	2435cc	Ø 83.00	5 Cyl.	20V	142/154kW/193/210PS	DOHC	TD9366
							FOL156 (x20) [11]	[11] Hydraulic
2.5 Diesel	D 5252 T	2461cc	Ø 81.00	5 Cyl.	10V	103kW/140PS	SOHC	TD5145
CAM442							FOL92 (x10) [11]	[11] Hydraulic

914 S80		05/98→						
1.6 Diesel	D 4164 T	1560cc	Ø 75.00	4 Cyl.	16V	80kW/109PS	DOHC	TD20849
						FOL184 (x16)		
2.0	B 5204 T3	1984cc	Ø 81.00	5 Cyl.	20V	166kW/226PS	DOHC	TD5553
							FOL156 (x20) [11] →12/99	[11] Hydraulic
2.3	B 5234 T7	2319cc	Ø 81.00	5 Cyl.	20V	195kW/265PS	DOHC	TD19340
							FOL156 (x20) [11]	[11] Hydraulic
2.5 Diesel	D 5252 T	2461cc	Ø 81.00	5 Cyl.	10V	103kW/140PS	SOHC	TD5145
CAM442							FOL92 (x10) [11]	[11] Hydraulic
2.9	B 6304 S3	2922cc	Ø 83.00	6 Cyl.	24V	150kW/204PS	DOHC	TD9827
							FOL156 (x24) [11]	[11] Hydraulic

915 S80 II		01/10→						
1.6 Diesel	D 4162 T	1560cc	Ø 75.00	4 Cyl.	8V	84kW/114PS	DOHC	TD23981
						FOL228 (x8)		

916 S90		01/97→05/98						
2.9	B 6304 G	2922cc	Ø 83.00	6 Cyl.	24V	150kW/204PS	DOHC	TD5402
							FOL156 (x24) [11] →12/99	[11] Hydraulic








917 V40		07/95→06/04						
1.6	B 4164 S2	1587cc	∅ 81.00	4 Cyl.	16V	80kW/109PS	DOHC	TD13708
							FOL156 (x16) [11]	[11] Hydraulic
1.6 Diesel	D 4162 T	1560cc	∅ 75.00	4 Cyl.	8V	84kW/114PS	DOHC	TD23981
						FOL228 (x8)		
1.7	B 4184 S	1731cc	∅ 83.00	4 Cyl.	16V	85kW/116PS	DOHC	TD5152
1.8	B 4184 SJ	1834cc	∅ 81.00	4 Cyl.	16V	90kW/122PS	DOHC	TD18000
1.8	B 4184 SM	1834cc	∅ 81.00	4 Cyl.	16V	92kW/125PS	DOHC	TD12329
							FOL156 (x16) [11]	[11] Hydraulic
1.9	B 4194 T	1855cc	∅ 81.00	4 Cyl.	16V	147kW/200PS	DOHC	TD18003
							FOL156 (x16) [11] →12/99	[11] Hydraulic
1.9	B 4204 S	1948cc	∅ 83.00	4 Cyl.	16V	100kW/136PS	DOHC	TD5153
1.9	B 4204 T	1948cc	∅ 83.00	4 Cyl.	16V	118kW/160PS	DOHC	TD11287
							FOL156 (x16) [11]	[11] Hydraulic
1.9 Diesel	D 4192 T	1870cc	∅ 80.00	4 Cyl.	8V	66kW/89PS	SOHC	TD5550
	CAM690							

918 V50		01/05→						
1.6 Diesel	D 4162 T	1560cc	∅ 75.00	4 Cyl.	8V	84kW/114PS	DOHC	TD23981
						FOL228 (x8)		
1.6 Diesel	D 4164 T	1560cc	∅ 75.00	4 Cyl.	16V	80kW/109PS	DOHC	TD20849
						FOL184 (x16)		









919 V60		06/11→						
1.6 Diesel	D 4162 T	1560cc	∅ 75.00	4 Cyl.	8V	84kW/114PS	DOHC	TD23981
						FOL228 (x8)		









920 V70		11/96→08/07						
2.0	B 5204 T2	1984cc	∅ 81.00	5 Cyl.	20V	132kW/180PS	DOHC	TD5554
2.0	B 5204 T3	1984cc	∅ 81.00	5 Cyl.	20V	166kW/226PS	DOHC	TD5553
							FOL156 (x20) [11] →12/99	[11] Hydraulic
2.5 Diesel	D 5252 T	2461cc	∅ 81.00	5 Cyl.	10V	103kW/140PS	SOHC	TD5145
	CAM442						FOL92 (x10) [11]	[11] Hydraulic

										
921 V70 I		11/96→11/00								
2.0	B 5204 F	1984cc	Ø 81.00	5 Cyl.	20V	107kW/145PS	DOHC	TD3971		
									FOL156 (x20) [11] →12/99	[11] Hydraulic
2.0	B 5204 T	1984cc	Ø 81.00	5 Cyl.	20V	103kW/140PS	DOHC	TD9893		
									FOL156 (x20) [11]	[11] Hydraulic
2.3	B 5234 T8	2319cc	Ø 81.00	5 Cyl.	20V	195kW/265PS	DOHC	TD19343		
									FOL156 (x20) [11] →12/99	[11] Hydraulic
2.3	B 5234 T3	2319cc	Ø 81.00	5 Cyl.	20V	176/184kW/239/250PS	DOHC	TD5401		
2.3	B 5234 T7	2319cc	Ø 81.00	5 Cyl.	20V	195kW/265PS	DOHC	TD19340		
2.4	B 5254 S	2435cc	Ø 83.00	5 Cyl.	20V	125/142kW/170/193PS	DOHC	TD5147		
2.4	B 5254 T	2435cc	Ø 83.00	5 Cyl.	20V	142/154kW/193/210PS	DOHC	TD9366		
									FOL156 (x20) [11]	[11] Hydraulic
922 V70 II		03/00→08/07								
2.3	B 5234 T3	2319cc	Ø 81.00	5 Cyl.	20V	176/184kW/239/250PS	DOHC	TD5401		
2.3	B 5234 T7	2319cc	Ø 81.00	5 Cyl.	20V	195kW/265PS	DOHC	TD19340		
									FOL156 (x20) [11]	[11] Hydraulic
2.3	B 5234 T8	2319cc	Ø 81.00	5 Cyl.	20V	195kW/265PS	DOHC	TD19343		
									FOL156 (x20) [11] →12/99	[11] Hydraulic
923 V70 III		01/10→								
1.6 Diesel	D 4162 T	1560cc	Ø 75.00	4 Cyl.	8V	84kW/114PS	DOHC	TD23981		
									FOL228 (x8)	
1.6 Diesel	D 4164 T	1560cc	Ø 75.00	4 Cyl.	16V	80kW/109PS	DOHC	TD20849		
									FOL184 (x16)	
924 V90		01/97→12/98								
2.9	B 6304 G	2922cc	Ø 83.00	6 Cyl.	24V	150kW/204PS	DOHC	TD5402		
									FOL156 (x24) [11] →12/99	[11] Hydraulic
925 XC70		10/97→09/02								
2.0	B 5204 T3	1984cc	Ø 81.00	5 Cyl.	20V	166kW/226PS	DOHC	TD5553		
									FOL156 (x20) [11] →12/99	[11] Hydraulic
2.4	B 5254 T	2435cc	Ø 83.00	5 Cyl.	20V	142/154kW/193/210PS	DOHC	TD9366		
									FOL156 (x20) [11]	[11] Hydraulic

NUMERICAL PARTS LIST









Nummerische Teilenummernliste • Elenco riferimenti • Liste des références produits
Lista de referencias • Lista numeryczna części • Список номеров деталей









								
CAM49	FORD	101, 102, 110, 114, 115, 116	CAM378	CITROËN	59	CAM459	CITROËN	59, 78
CAM52	FORD	101, 110, 113, 114, 115, 116	CAM382	FORD	102, 105, 106, 117	CAM461	PEUGEOT	222, 228, 229
CAM78	VOLVO CAR	377, 380	CAM383	FORD	102, 103, 104, 106, 107, 112, 113	CAM462	CITROËN	57, 71, 75, 76, 77
CAM80	VOLVO CAR	377, 380	CAM389	NISSAN	193	CAM463	NISSAN	193
CAM185	FORD	102, 103, 104, 105, 106, 112, 113	CAM390	PEUGEOT	221	CAM464	PEUGEOT	221
CAM186	FORD	102, 103, 106, 112, 113, 114	CAM399	ROVER	259	CAM465	ROVER	259
CAM316	BEDFORD	35	CAM390	OPEL	197, 200, 201, 203, 208, 213, 215, 217	CAM466	OPEL	197, 200, 201, 203, 208, 213, 215, 217
CAM317	OPEL	198, 209, 210	CAM393	VAUXHALL	311, 313, 314, 318, 320, 323, 324, 326, 327, 328	CAM467	VAUXHALL	311, 313, 314, 318, 320, 323, 324, 326, 327, 328
CAM326	OPEL	198, 209, 211, 214	CAM394	AUDI	9, 10	CAM468	OPEL	197, 200, 201, 203, 208, 213, 215, 217
CAM341	OPEL	198, 209, 210	CAM394	VOLKSWAGEN	335, 340, 341, 349, 350, 358, 367	CAM469	VAUXHALL	311, 313, 314, 318, 320, 323, 324, 326, 327, 328
CAM354	CITROËN	58, 59, 66, 67, 68, 69, 70, 71, 72, 73, 75, 76, 78	CAM402	BMW	43, 46, 47, 49	CAM517	FIAT	83, 90, 94, 95
CAM359	FIAT	88, 95, 99	CAM402	OPEL	199, 210, 213, 216	CAM540	CITROËN	57, 58, 66, 69, 70, 72, 77
CAM359	LADA	135	CAM403	VAUXHALL	318, 319	CAM540	PEUGEOT	221, 222, 228
CAM359	PEUGEOT	222, 223, 225, 226, 228, 229, 230, 233, 235, 236, 237, 238	CAM403	BMW	38	CAM540	RENAULT	252
CAM359	SUZUKI	301, 302	CAM407	BMW	38	CAM540	TALBOT	303
CAM359	TALBOT	303	CAM407	BMW	38	CAM540	OPEL	204, 209
CAM359	BEDFORD	35	CAM408	BMW	38	CAM540	VAUXHALL	326
CAM359	DAEWOO	81, 82	CAM408	MERCEDES-BENZ	153, 161, 163, 165, 168, 169, 171, 172, 173, 175	CAM540	MERCEDES-BENZ	153, 165, 169, 171, 177, 178, 179, 180
CAM359	OPEL	198, 199, 205, 209, 216, 217	CAM410	BMW	38	CAM540	SSANGYONG	297
CAM359	VAUXHALL	312, 313, 316, 317, 319	CAM410	VOLKSWAGEN	335, 339, 340, 341, 349, 350, 358, 367	CAM540	MERCEDES-BENZ	172, 173
CAM361	OPEL	199, 200, 203, 208, 210, 213, 214, 216, 217	CAM411	BMW	38	CAM540	MERCEDES-BENZ	172, 173
CAM364	OPEL	198, 200, 201, 210, 216	CAM411	AUDI	9, 28	CAM540	AUDI	11, 12
CAM365	BEDFORD	35	CAM411	VOLKSWAGEN	335, 339, 340, 341, 349, 350, 358, 367	CAM540	VOLKSWAGEN	373
CAM366	OPEL	198, 204, 205, 206, 207, 209, 211	CAM414	MERCEDES-BENZ	153, 163, 165, 167, 168, 169, 170, 171, 177, 178	CAM540	FIAT	94, 95
CAM367	OPEL	211, 214	CAM417	FIAT	92, 94	CAM540	MERCEDES-BENZ	153, 161, 167, 169, 171, 178, 179
CAM368	OPEL	205, 210	CAM417	FIAT	92, 94	CAM540	MERCEDES-BENZ	172, 173, 175
CAM369	OPEL	199, 203, 204, 205, 206, 209	CAM423	BMW	38	CAM540	MERCEDES-BENZ	172, 173, 175
CAM373	CITROËN	58, 59, 66, 67, 68, 69, 70, 71, 72, 73, 75, 76, 77, 78	CAM429	OPEL	199, 210, 214, 216	CAM540	FIAT	88, 89, 93, 94, 95, 98, 99, 100
CAM376	FORD	102, 103, 104, 105, 107, 111, 112, 113, 114	CAM440	AUDI	9	CAM540	FORD	117
CAM377	MERCEDES-BENZ	153, 161, 167, 168, 169, 171, 178, 179	CAM440	SEAT	270, 273, 277, 281	CAM540	FORD	117
			CAM440	SKODA	287	CAM540	FIAT	83, 84, 90
			CAM440	VOLKSWAGEN	336, 342, 343, 359, 366, 372, 375	CAM540	LANCIA	141
			CAM441	AUDI	9, 17, 22, 27	CAM540	FIAT	84, 85, 91
			CAM441	FORD	109	CAM540	OPEL	201, 208, 214, 215, 217, 218, 219
			CAM441	SEAT	265, 270, 271, 273, 281	CAM540	SAAB	263
			CAM441	VOLKSWAGEN	336, 342, 344, 359, 366, 368, 375	CAM540	VAUXHALL	314, 316, 324, 327, 328, 329, 330
			CAM442	AUDI	12, 23	CAM540	ALFA ROMEO	1, 2
			CAM442	VOLKSWAGEN	353, 373	CAM540	FIAT	84, 85, 91
			CAM442	VOLVO CAR	378, 381, 382	CAM540	LANCIA	139
			CAM444	CITROËN	59	CAM540	ALFA ROMEO	3, 5
			CAM444	HONDA	119	CAM540	FIAT	91
			CAM444	PEUGEOT	222, 228, 229	CAM540	LANCIA	139
			CAM444	ROVER	260	CAM540	FIAT	85, 87, 92, 94, 96, 97, 98
			CAM447	VOLKSWAGEN	353, 354	CAM540	ALFA ROMEO	2, 3, 4
			CAM447	VOLVO CAR	378, 379	CAM540	FIAT	84, 85, 86, 87, 89, 90, 91, 94, 96, 97
			CAM451	OPEL	199, 203, 204, 205, 209	CAM540	LANCIA	139
			CAM451	VAUXHALL	312, 320, 321, 326	CAM540	OPEL	202, 218, 220
			CAM452	OPEL	199, 204, 205, 206, 207, 209, 216, 217	CAM540	VAUXHALL	314, 327, 330
			CAM452	VAUXHALL	312, 313, 317, 319, 321, 323, 326, 328	CAM540	MERCEDES-BENZ	154, 157, 161, 162, 163, 165, 166, 168, 169, 170, 171, 172, 173, 174, 175
			CAM453	OPEL	203, 204, 205	CAM540	MERCEDES-BENZ	157, 163, 165
			CAM453	VAUXHALL	320, 321, 326	CAM540	MERCEDES-BENZ	155, 157, 163, 165
			CAM456	OPEL	199, 200, 201, 204, 205, 206, 207, 211, 216, 217, 218, 219	CAM540	MERCEDES-BENZ	155, 157, 163, 165
			CAM456	VAUXHALL	313, 314, 320, 321, 322, 324, 328, 330	CAM540	MERCEDES-BENZ	155, 157, 163, 165
			CAM457	OPEL	199, 200, 204, 205, 206, 207, 211, 216, 217, 218, 219	CAM540	MERCEDES-BENZ	155, 157, 163, 165
			CAM457	VAUXHALL	313, 314, 320, 321, 322, 324, 328, 330	CAM540	MERCEDES-BENZ	155, 157, 163, 165
			CAM458	BMW	43, 44, 48			
			CAM458	OPEL	214			

							
CAM690 RENAULT	250, 252	CAM718 CITROËN	66	CAM739 AUDI	10, 11, 22, 27, 28	CAM802 OPEL	205
VOLVO CAR	380, 382	FIAT	86, 88	SEAT	270, 271, 272, 273,	VAUXHALL	321
CAM693 MERCEDES-BENZ	154, 155, 156, 157, 159, 161, 162, 163, 165, 169, 171, 176, 179, 180	IVECO	125	VOLKSWAGEN	342, 359	CAM804 FORD	103, 104, 107, 110, 113
CAM694 MERCEDES-BENZ	154, 155, 156, 157, 159, 161, 162, 163, 165, 169, 170, 171, 176, 177, 179, 180	CAM719 FIAT	89, 92, 94, 95, 96, 98, 100	CAM740 AUDI	10, 11, 22, 27, 28	CAM808 SEAT	268, 269, 272, 276
CAM700 AUDI	19, 24, 26, 27	LANCIA	137	SEAT	270, 271, 272, 273, 281	VOLKSWAGEN	335, 341, 363, 374
SKODA	292	CAM723 OPEL	199, 200, 205, 206, 216, 217, 219	VOLKSWAGEN	342, 359	CAM809 OPEL	197, 205, 206, 207
VOLKSWAGEN	361	VAUXHALL	313, 314, 321, 328, 330	CAM743 AUDI	14, 15, 17, 22, 30	SUZUKI	302
CAM701 AUDI	19, 24, 26, 27	CAM724 CHEVROLET	53	SEAT	265, 270, 274, 278, 281	VAUXHALL	311, 321, 322
SKODA	292	OPEL	201, 202, 204, 206, 207, 211	SKODA	288	CAM902 FORD	107, 108
VOLKSWAGEN	361	VAUXHALL	314, 315, 316, 317, 320, 322, 323, 324	VOLKSWAGEN	334, 343, 356, 358, 368	CAM903 FORD	103, 106, 112, 113
CAM702 AUDI	19, 24, 26, 27	CAM725 CHEVROLET	53	CAM744 AUDI	14, 15, 17, 22, 30, 31	CAM904 AUDI	15, 16, 18
SKODA	292	OPEL	201, 202, 204, 206, 207, 211	SEAT	265, 270, 271, 274, 275, 278, 281, 282	SEAT	265, 266, 271, 275, 276, 279, 283
VOLKSWAGEN	361	VAUXHALL	314, 315, 316, 317, 320, 322, 323, 324	SKODA	288, 291	SKODA	287, 289, 291, 292
CAM703 AUDI	19, 24, 26, 27	CAM726 CITROËN	59, 60, 70, 75, 76	VOLKSWAGEN	334, 343, 357	VOLKSWAGEN	336, 337, 339, 345, 346, 348, 349, 351, 355, 359, 360, 366, 369, 371, 373
SKODA	292	FORD	108, 109	CAM745 AUDI	14, 16	CAM905 FORD	115
VOLKSWAGEN	361	MAZDA	149	SEAT	271	CAM906 FORD	107, 110
CAM706 NISSAN	193, 194	PEUGEOT	221, 223, 224, 227, 234, 235	SKODA	288	CAM907 OPEL	197, 199, 200, 201, 202, 203, 205, 206, 207, 211, 212, 216
OPEL	212, 219	CAM727 DACIA	79	VOLKSWAGEN	334, 343, 357	SUZUKI	302
RENAULT	240, 242, 243, 244, 245, 246, 248, 250, 251, 254, 255, 257	NISSAN	193	CAM746 CITROËN	58, 60, 61, 62, 63, 64, 77	VAUXHALL	311, 313, 314, 315, 317, 320, 321, 322, 323, 324, 325, 328
VAUXHALL	325, 329	RENAULT	239, 240, 241, 244, 245, 246, 248, 249, 250, 252, 254, 255, 256	FORD	101, 108, 109	CAM912 VOLKSWAGEN	355, 370, 374
CAM709 FIAT	90, 91, 92, 96	CAM728 DACIA	79	MINI	183	CAM913 AUDI	14, 16
CAM710 FIAT	90, 91, 92, 96	NISSAN	193	PEUGEOT	223, 224, 227, 228, 231, 234, 235, 236, 238	SEAT	270, 271, 272, 273, 277, 280, 281
CAM711 ALFA ROMEO	6	RENAULT	239, 240, 241, 244, 245, 246, 248, 249, 250, 252, 254, 255, 256	SUZUKI	301, 302	SKODA	287, 289
CHEVROLET	53, 54	CAM729 DACIA	79	CAM747 CITROËN	58, 60, 61, 62, 63, 64, 77	VOLKSWAGEN	334, 341, 342, 343, 344, 356, 357, 359, 365, 374, 375
CHRYSLER	55	RENAULT	239, 240, 241, 244, 245, 246, 248, 249, 250, 252, 254, 255, 256	FORD	101, 108, 109	CAM914 AUDI	15, 17, 22
CITROËN	70	CAM731 CITROËN	57, 58, 60, 66, 70, 71, 75, 76, 77, 78	MINI	183	FORD	110
FIAT	83, 87, 89, 90, 92, 93, 94, 96, 97	PEUGEOT	221, 222, 223, 224, 225, 226, 228, 234, 235, 237	PEUGEOT	223, 224, 227, 228, 231, 234, 235, 236, 238	SEAT	265, 266, 271, 275, 279, 282
LANCIA	139, 142	CAM732 CITROËN	57, 60, 70, 71, 75, 76, 77, 78	SUZUKI	301, 302	SKODA	286, 289, 291, 292
OPEL	197, 201, 202, 203, 206, 207, 211, 212, 216	PEUGEOT	221, 222, 223, 224, 225, 226, 234, 235, 237	CAM748 CITROËN	62, 63, 64, 65, 67, 70	VOLKSWAGEN	334, 336, 344, 345, 348, 351, 355, 356, 359, 366, 368, 371, 373
PEUGEOT	235	CAM733 CITROËN	57, 58, 60, 66, 70, 71, 75, 76, 77, 78	PEUGEOT	227, 228, 231, 232, 233, 237	CAM916 VOLKSWAGEN	355, 370, 374
SUZUKI	301, 302	PEUGEOT	221, 222, 223, 224, 225, 226, 228, 234, 235, 237	CAM749 CITROËN	62, 63, 64, 65, 67, 70	CAM917 OPEL	197, 200, 201, 202, 205, 206, 207, 212
VAUXHALL	311, 314, 315, 317, 320, 321, 322, 323, 324, 325, 328	CAM734 HYUNDAI	122	PEUGEOT	227, 228, 231, 232, 233, 237	VAUXHALL	311, 313, 315, 321, 322, 323, 325
CAM712 ALFA ROMEO	6	MITSUBISHI	187, 188, 189, 190, 191	CAM750 CITROËN	63, 64, 65, 67, 68, 70, 72	CAM918 OPEL	197, 206, 207
CHEVROLET	53, 54	CAM735 CHEVROLET	53	FIAT	96, 99	SUZUKI	302
CHRYSLER	55	OPEL	199, 200, 204, 206, 210, 211, 217, 220	LANCIA	140, 142	VAUXHALL	311, 321, 322
CITROËN	70	VAUXHALL	313, 314, 316, 320, 322, 324, 328	PEUGEOT	231, 232, 233, 234, 237	CAM919 FORD	117
FIAT	83, 87, 89, 90, 92, 93, 94, 96, 97	CAM736 DACIA	79	SUZUKI	301	CAM920 FORD	117
LANCIA	139, 142	NISSAN	193, 194, 195	CAM751 CITROËN	63, 64, 65, 67, 68, 70, 72	CAM921 DACIA	79
OPEL	197, 201, 202, 203, 206, 207, 211, 212, 216	RENAULT	239, 240, 241, 243, 244, 248, 250, 252, 254, 256, 257	FIAT	96, 99	NISSAN	193, 194, 195
PEUGEOT	235	CAM737 SUZUKI	301	LANCIA	140, 142	RENAULT	239, 240, 241, 243, 244, 248, 250, 252, 254, 256, 257
SUZUKI	301, 302	CAM738 SUZUKI	301	PEUGEOT	231, 232, 233, 234, 237	SUZUKI	301
VAUXHALL	311, 314, 315, 317, 320, 321, 322, 323, 324, 325, 328	CAM739 SUZUKI	301	CAM753 RENAULT	245, 246, 250, 252, 254	CAM922 SEAT	269, 274
CAM713 FIAT	83, 84, 90, 92, 93, 96, 97	CAM740 SUZUKI	301	CAM755 FORD	104, 106, 111, 113	SKODA	285, 290
LANCIA	141	CAM741 SUZUKI	301	CAM756 FORD	103, 104, 105, 106, 111, 113	VOLKSWAGEN	363
CAM714 FIAT	83, 84, 90, 92, 93, 96, 97	CAM742 SUZUKI	301	CAM757 RENAULT	245	CAM923 SEAT	269, 274
LANCIA	141	CAM743 SUZUKI	301	CAM758 RENAULT	239, 253	SKODA	285, 290
CAM716 FIAT	83, 84, 87, 90, 91, 92, 96, 97	CAM744 SUZUKI	301	CAM759 RENAULT	239, 249	VOLKSWAGEN	363
LANCIA	137, 138, 139	CAM745 SUZUKI	301	CAM760 RENAULT	250, 252	CAM924 SEAT	269, 274
CAM717 FIAT	83, 84, 87, 90, 91, 92, 96, 97	CAM746 SUZUKI	301	CAM761 RENAULT	250, 252	SKODA	285, 290
LANCIA	137, 138, 139	CAM747 SUZUKI	301	CAM762 RENAULT	253	VOLKSWAGEN	363

NUMERICAL PARTS LIST

Numerische Teilenummernliste • Elenco riferimenti • Liste des références produits
Lista de referencias • Lista numeryczna części • Список номеров деталей









									
CAM924	AUDI 13 SEAT 266, 267, 268, 269, 273, 274, 275, 276, 277, 281, 282 SKODA 286, 287, 290, 291 VOLKSWAGEN 333, 335, 342, 343, 354, 355, 364	CAM944	OPEL 202, 203, 208, 215, 218, 220 SAAB 263 VAUXHALL 315, 317, 318, 324, 327, 329, 330, 331	CAM962	AUDI 13, 14, 16, 19, 21, 23, 29, 31 SEAT 265, 266, 267, 272, 276, 278, 279, 283 SKODA 286, 288, 289, 290, 291, 292, 293 VOLKSWAGEN 333, 336, 337, 338, 339, 346, 347, 348, 349, 350, 351, 352, 355, 358, 360, 361, 362, 365, 368, 369, 370, 371, 372, 374, 305, 306, 307, 308, 309	CKS9378	CITROËN 59 PEUGEOT 222, 225, 228, 229	CKS9403	BMW 38
CAM925	AUDI 13 SEAT 266, 267, 269, 273, 274, 275, 276, 277, 278, 281 SKODA 286, 287, 291 VOLKSWAGEN 333, 334, 335, 336, 343, 345, 346, 348, 355, 356, 364	CAM945	OPEL 202, 203, 208, 215, 218, 220 SAAB 263 VAUXHALL 315, 317, 318, 324, 327, 329, 330, 331	CAM963	TOYOTA 305, 306, 307, 308, 309	FOL3	OPEL 198, 209, 210, 211	FOL5	OPEL 197, 198, 204, 208, 209, 211, 212, 214, 215 VAUXHALL 318
CAM926	NISSAN 193, 194 OPEL 212, 213, 219 RENAULT 239, 241, 242, 247, 248, 257 VAUXHALL 325, 329	CAM946	CHEVROLET 53 OPEL 201, 202, 207, 211, 212, 220 VAUXHALL 314, 315, 317, 323, 325, 330	CAM964	TOYOTA 305, 306, 307, 308, 309	FOL6	FORD 101, 115	FOL8	FORD 101, 102, 110, 113, 114, 115, 116
CAM927	NISSAN 193, 194 OPEL 212, 213, 219 RENAULT 239, 241, 242, 247, 248, 257 VAUXHALL 325, 329	CAM947	CHEVROLET 53 OPEL 201, 202, 207, 211, 212, 220 VAUXHALL 314, 315, 317, 323, 325, 330	CAM965	HYUNDAI 121, 122, 123 KIA 131, 132	FOL14	LAND ROVER 143, 144 ROVER 260	FOL15	FORD 102, 103, 104, 105, 106, 112, 113, 114
CAM928	AUDI 15, 17, 22 FORD 110 SEAT 265, 266, 271, 275, 279, 282 SKODA 286, 289, 291, 292 VOLKSWAGEN 334, 336, 344, 345, 348, 351, 355, 356, 359, 366, 368, 371, 373	CAM948	ALFA ROMEO 2, 3, 4, 6 FIAT 85, 86, 97 OPEL 202, 215, 218, 220 SAAB 263 VAUXHALL 315, 317, 327, 329, 330	CAM966	HYUNDAI 121, 122, 123 KIA 131, 132	FOL35	AUSTIN 33	FOL38	BEDFORD 35 CHEVROLET 53 DAEWOO 81, 82 LANCIA 140 OPEL 198, 199, 200, 201, 203, 204, 205, 206, 207, 208, 209, 210, 211, 213, 214, 216, 217, 220 VAUXHALL 312, 313, 314, 316, 317, 318, 319, 320, 321, 322, 323, 324, 326, 328
CAM929	OPEL 197, 199, 200, 201, 203, 206, 207, 211, 216 SUZUKI 302 VAUXHALL 311, 314, 317, 320, 321, 322, 323, 324, 328	CAM949	ALFA ROMEO 2, 3, 4, 5, 6, 7 CHRYSLER 55 FIAT 83, 85, 86, 87, 90, 93, 97 LANCIA 138, 139 OPEL 202, 204, 215, 218, 220 SAAB 263 VAUXHALL 315, 317, 321, 327, 329, 330	CAM967	HYUNDAI 121, 122, 123	FOL40	BEDFORD 35 CHEVROLET 53 DAEWOO 81, 82 OPEL 198, 199, 200, 201, 203, 204, 205, 206, 207, 208, 209, 210, 211, 213, 214, 216, 217, 220 VAUXHALL 312, 313, 314, 316, 317, 318, 319, 320, 321, 322, 323, 324, 326, 328	FOL55	FORD 117
CAM930	SEAT 268, 272, 273 VOLKSWAGEN 354, 362	CAM950	OPEL 203, 205 VAUXHALL 321	CAM968	VOLKSWAGEN 337, 346	FOL73	CITROËN 58, 59, 66, 67, 68, 69, 70, 71, 72, 73, 75, 76, 78 FIAT 88, 95, 99 HONDA 119 LADA 135 PEUGEOT 222, 223, 225, 226, 228, 229, 230, 233, 235, 236, 237, 238 ROVER 260 SUZUKI 301, 302 TALBOT 303	FOL74	VOLVO CAR 377, 379, 380
CAM931	OPEL 199, 216 VAUXHALL 313, 316, 319	CAM951	OPEL 201, 215, 217, 218, 219 VAUXHALL 315, 328, 329, 330	CAM969	CITROËN 57, 60, 61, 62, 63, 64, 66, 67, 68, 69 FORD 101, 108, 109, 111 PEUGEOT 224, 225, 227, 232, 234, 235, 236, 238	FOL77	BMW 38	FOL80	BMW 38
CAM932	SMART 295	CAM952	OPEL 201, 215, 217, 218, 219 VAUXHALL 315, 328, 329, 330	CAM970	HYUNDAI 121, 122, 123, 124 KIA 131, 132, 133	FOL82	MERCEDES-BENZ 153, 161, 163, 165, 167, 168, 169, 171, 172, 173, 175, 178, 179	FOL84	MERCEDES-BENZ 153, 155, 156, 163, 165, 166, 167, 168, 169, 170, 171, 172, 174, 177, 178, 179, 180 SSANGYONG 297
CAM933	AUDI 17, 18 VOLKSWAGEN 360	CAM953	FORD 111, 116	CAM971	HYUNDAI 121, 122, 123	FOL85	FORD 102, 103, 104, 105, 106, 107, 110, 112, 113, 117	FOL86	FORD 114
CAM934	AUDI 19, 24, 27 SKODA 292 VOLKSWAGEN 361	CAM954	FORD 111, 116	CAM972	CHEVROLET 53, 54 DAEWOO 81, 82	FOL88	CITROËN 59, 78 PEUGEOT 222, 225, 228, 229		
CAM935	AUDI 19, 24, 27 SKODA 292 VOLKSWAGEN 361	CAM955	FORD 116	CKS1049	FORD 101, 102, 110, 114, 115, 116				
CAM936	AUDI 19, 24, 27 SKODA 292 VOLKSWAGEN 361	CAM956	FORD 116	CKS1052	FORD 101, 110, 113, 114, 115, 116				
CAM937	AUDI 19, 24, 27 SKODA 292 VOLKSWAGEN 361	CAM957	CITROËN 60, 61 PEUGEOT 223, 224, 226, 234	CKS2186	FORD 102, 103, 106, 112, 113, 114				
CAM938	AUDI 16, 18, 23 SEAT 267, 279, 283 SKODA 289, 292 VOLKSWAGEN 346, 349, 351, 360, 370, 372	CAM958	CITROËN 60, 61 PEUGEOT 223, 224, 226, 234	CKS2316	BEDFORD 35 OPEL 198, 204, 209, 211 VAUXHALL 312, 316, 317, 318				
CAM939	AUDI 16, 18, 23 SEAT 267, 268, 279, 283 SKODA 289, 290, 292 VOLKSWAGEN 346, 349, 351, 360, 370, 372	CAM959	CITROËN 57, 60, 61, 75, 76, 77 PEUGEOT 223, 224, 227, 229, 234, 237	CKS2361	OPEL 199, 200, 203, 208, 210, 213, 214, 216, 217 VAUXHALL 312, 313, 318, 319, 323, 326				
CAM942	NISSAN 194	CAM960	CITROËN 57, 60, 61, 75, 76, 77 PEUGEOT 223, 224, 227, 229, 234, 237	CKS2364	OPEL 198, 200, 201, 210, 216 VAUXHALL 312, 316, 317, 319				
CAM943	NISSAN 194	CAM961	AUDI 13, 14, 16, 19, 21, 23, 29, 31 SEAT 265, 266, 267, 272, 276, 278, 279, 283 SKODA 286, 288, 289, 290, 291, 292, 293 VOLKSWAGEN 333, 336, 337, 338, 339, 346, 347, 348, 349, 350, 351, 352, 355, 358, 360, 361, 362, 365, 368, 369, 370, 371, 372, 374	CKS2369	OPEL 199, 203, 204, 205, 206, 209 VAUXHALL 312, 313, 316, 317, 320, 321, 323, 326				
				CKS2373	CITROËN 58, 59, 66, 67, 68, 69, 70, 71, 72, 73, 75, 76, 77, 78 FIAT 88, 95, 99 LADA 135 PEUGEOT 222, 223, 225, 226, 228, 229, 230, 233, 235, 236, 237, 238 SUZUKI 301, 302 TALBOT 303				
				CKS2381	RENAULT 253				
				CKS2648	FIAT 83, 84, 90 LANCIA 141				
				CKS3648	FIAT 83, 84, 90 LANCIA 141				
				CKS4364	OPEL 198, 200, 201, 210, 216 VAUXHALL 312, 316, 317, 319				
				CKS9377	MERCEDES-BENZ 153, 161, 167, 169, 171, 178, 179				









									
FOL91	AUDI 9, 10, 11, 12, 27, 28 VOLKSWAGEN 335, 340, 349, 353, 354, 357, 358, 366, 367, 372 VOLVO CAR 377, 378, 379	FOL115	AUDI 13 CITROËN 62, 63, 64, 65, 67, 68, 70, 72 FIAT 99 JAGUAR 127 LANCIA 140 LAND ROVER 143, 144 PEUGEOT 227, 228, 231, 232, 233, 234, 237 SEAT 282 SSANGYONG 297 SUZUKI 301 VOLKSWAGEN 361, 370	FOL143	AUDI 10, 11, 12, 14, 15, 16, 19, 20, 22, 24, 26, 27, 28 SEAT 265, 268, 269, 270, 271, 272, 273, 274, 275, 276, 277, 278, 280, 281, 282 SKODA 285, 286, 287, 288, 289, 292 VOLKSWAGEN 334, 335, 336, 337, 340, 341, 342, 343, 344, 345, 349, 350, 351, 354, 355, 356, 357, 358, 359, 362, 363, 364, 365, 366, 367, 368, 369, 371, 373, 374, 375	FOL156	RENAULT 245, 246, 254 VOLVO CAR 378, 379, 380, 381, 382, 383	FOL157	RENAULT 253
FOL92	AUDI 9, 10, 11, 12, 17, 22, 23, 26, 27, 28, 30 FORD 109, 110 SEAT 265, 268, 270, 271, 272, 273, 276, 277, 280, 281, 282 SKODA 287 VOLKSWAGEN 335, 336, 337, 338, 339, 340, 341, 342, 343, 344, 349, 350, 352, 353, 354, 355, 357, 358, 359, 361, 362, 363, 364, 365, 366, 367, 368, 369, 372, 373, 375 VOLVO CAR 378, 379, 381, 382	FOL116	CITROËN 68, 69, 71, 72, 73, 74 FIAT 99 PEUGEOT 231, 232, 233, 236	FOL144	MERCEDES-BENZ 154, 161, 172, 173, 175	FOL158	AUDI 19, 24, 26, 27 SKODA 292	FOL159	AUDI 15, 19, 24, 26, 27 SKODA 292 VOLKSWAGEN 361
FOL100	FIAT 83, 84, 90 LANCIA 141	FOL118	CITROËN 69, 71 PEUGEOT 236	FOL145	ALFA ROMEO 1, 2, 3, 5, 6, 7 FIAT 83, 84, 85, 86, 87, 90, 91, 92, 94, 96, 97, 98 LANCIA 137, 138, 139, 141	FOL161	FIAT 86, 92, 96	FOL162	MERCEDES-BENZ 153, 179
FOL101	FIAT 83, 84, 90 LANCIA 141	FOL119	FIAT 86, 92, 96	FOL147	MERCEDES-BENZ 154, 155, 156, 157, 159, 161, 162, 163, 165, 166, 168, 169, 170, 171, 172, 173, 174, 175, 176, 177, 179, 180	FOL163	CITROËN 58, 63, 64, 67, 68, 69, 70, 71, 72, 73, 74, 76, 77 FIAT 88, 95, 99 LANCIA 142 PEUGEOT 223, 226, 227, 231, 232, 233, 236, 237, 238 SUZUKI 301	FOL164	PEUGEOT 221
FOL103	DACIA 79 NISSAN 193, 194 OPEL 219 RENAULT 239, 240, 241, 242, 243, 244, 245, 246, 247, 248, 249, 250, 251, 252, 254, 255, 256, 257, 258 VAUXHALL 329	FOL124	MERCEDES-BENZ 154, 161, 162, 163, 165, 166, 169, 170, 171, 172, 173, 174, 175	FOL148	MERCEDES-BENZ 154, 161, 172, 173, 175	FOL165	ROVER 259, 260, 261	FOL166	SEAT 269, 272 VOLKSWAGEN 364
FOL104	ALFA ROMEO 1, 2, 3, 4, 5 FIAT 83, 84, 85, 86, 87, 88, 89, 90, 91, 92, 93, 94, 95, 96, 97, 98, 99, 100 LANCIA 137, 138, 139, 140, 141 OPEL 202, 218, 220 VAUXHALL 314, 327, 330 VOLVO CAR 377, 378, 379	FOL125	BMW 39, 43, 44, 47, 48, 49	FOL149	RENAULT 239, 242, 243, 245, 246, 253, 254	FOL167	AUDI 13, 14, 15, 16, 18, 20, 21, 22, 25, 29, 31 OPEL 197, 199, 200, 201, 202, 203, 205, 206, 207, 208, 211, 212, 216, 220 SEAT 265, 266, 267, 268, 269, 270, 271, 273, 274, 275, 276, 277, 278, 279, 281, 282, 283 SKODA 285, 286, 287, 288, 289, 290, 291, 292, 293 SUZUKI 302 VAUXHALL 311, 313, 314, 315, 317, 318, 320, 321, 322, 323, 324, 325, 328, 331	FOL168	FIAT 83, 84, 90, 92, 93, 96, 97 LANCIA 141
FOL105	FORD 102, 107, 108, 109, 113 MAZDA 149	FOL126	CITROËN 57, 71, 75, 76, 77 FIAT 85, 86, 87, 89, 91, 92, 93, 96, 97, 100 LANCIA 141 NISSAN 193 PEUGEOT 221 ROVER 259	FOL150	CITROËN 58, 59, 66, 67, 68, 69, 70, 71, 72, 73, 75, 76, 77, 78 FIAT 88, 95, 99 HONDA 119 PEUGEOT 222, 223, 225, 226, 228, 229, 230, 233, 235, 236, 237, 238	FOL169	CITROËN 69, 71 FIAT 86, 88, 89 OPEL 213 PEUGEOT 236 RENAULT 248 VAUXHALL 325	FOL170	VOLKSWAGEN 372
FOL106	ALFA ROMEO 1, 2, 3, 5, 6, 7 FIAT 83, 84, 85, 86, 87, 90, 91, 92, 94, 96, 97, 98 LANCIA 137, 138, 139, 141 LAND ROVER 143 LOTUS 147 MG 181 ROVER 259, 260, 261	FOL127	MAZDA 149, 150, 151	FOL151	FORD 102, 103, 104, 105, 106, 107, 108, 111, 112, 113, 114	FOL171	FIAT 86		
FOL107	DAEWOO 81, 82 OPEL 197, 199, 200, 201, 202, 203, 204, 205, 206, 207, 208, 210, 211, 213, 214, 215, 216, 217, 218, 219, 220 SAAB 263, 264 VAUXHALL 311, 313, 314, 315, 316, 318, 320, 321, 322, 323, 324, 326, 327, 328, 329, 330	FOL128	BMW 39, 43, 44, 48	FOL152	BMW 37, 38, 39, 40, 41, 42, 43, 44, 45, 46, 47, 48, 49, 50, 51 FORD 101, 108, 109 HYUNDAI 121, 122, 123 KIA 131, 132, 133 LAND ROVER 143 MERCEDES-BENZ 153 MINI 183, 184, 185 OPEL 214 ROVER 259 VAUXHALL 327				
FOL109	CITROËN 68, 69, 71, 72, 73, 74 FIAT 99 PEUGEOT 231, 232, 233, 236	FOL129	BMW 39, 43, 44, 48 OPEL 214	FOL153	MERCEDES-BENZ 155, 157, 160, 163, 165, 166, 167, 170, 174, 180 SAAB 264				
FOL110	RENAULT 241, 245, 246, 254	FOL130	ALFA ROMEO 1, 5	FOL154	AUDI 14, 15, 16 CITROËN 58, 59, 63, 64, 67, 68, 70, 72, 73, 74, 76, 77 FIAT 88, 95, 99 FORD 108, 109, 110 MAZDA 149 PEUGEOT 223, 226, 227, 230, 231, 232, 233, 237, 238 SEAT 265, 279				
FOL111	RENAULT 241, 245, 246, 254	FOL131	BMW 39, 40, 43, 44, 45, 48, 49, 50, 51						
FOL114	SKODA 286, 290, 291	FOL132	BMW 38						
		FOL133	AUDI 14, 15, 17, 18, 19, 20, 22, 23, 24, 25, 26, 27, 30, 31 SEAT 265, 270, 271, 274, 275, 278, 281, 282 SKODA 288, 291, 292 VOLKSWAGEN 334, 340, 343, 356, 358, 360, 361, 365, 368						
		FOL134	CITROËN 59, 68, 72, 73, 74, 75, 76, 77, 78 PEUGEOT 225, 226, 228, 229, 230, 232, 233						
		FOL138	PEUGEOT 226						
		FOL141	AUDI 12, 14, 15, 17, 18, 19, 20, 22, 23, 24, 25, 26, 27, 30, 31 SEAT 265, 270, 271, 274, 275, 278, 281, 282 SKODA 288, 291, 292 VOLKSWAGEN 334, 340, 343, 356, 358, 360, 361, 365, 368						
		FOL142	OPEL 203, 210, 213, 215, 217 VAUXHALL 312, 318, 320, 327						



NUMERICAL PARTS LIST







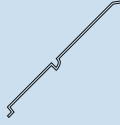


Nummerische Teilenummernliste • Elenco riferimenti • Liste des références produits
Lista de referencias • Lista numeryczna części • Список номеров деталей

													
FOL175	AUDI 15, 16, 17, 18, 22 FORD 110 SEAT 265, 266, 268, 269, 270, 271, 274, 275, 276, 279, 282, 283 SKODA 286, 287, 289, 291, 292 VOLKSWAGEN 334, 336, 337, 339, 344, 345, 346, 348, 349, 351, 355, 356, 359, 360, 366, 368, 369, 370, 371, 373, 374	FOL187	ALFA ROMEO 2, 3, 4, 5, 6, 7 CHEVROLET 53, 54 CHRYSLER 55 CITROËN 70 FIAT 83, 85, 86, 87, 89, 90, 92, 93, 94, 96, 97 FORD 110 IVECO 125 LANCIA 138, 139, 141, 142 MITSUBISHI 187, 189 OPEL 197, 201, 202, 203, 204, 206, 207, 208, 211, 212, 215, 216, 218, 220 PEUGEOT 235 SAAB 263 SUZUKI 301, 302 VAUXHALL 311, 314, 315, 317, 318, 320, 321, 322, 323, 324, 325, 327, 328, 329, 330, 331	FOL191	BMW 38, 41, 42 CITROËN 57, 60, 61, 62, 63, 64, 67, 68 MINI 183, 184, 185 PEUGEOT 224, 225, 227, 232, 234, 235, 238 FOL192 OPEL 202, 212, 220 VAUXHALL 315, 325, 331 FOL193 MERCEDES-BENZ 154, 155, 156, 157, 158, 159, 160, 164, 166, 176, 177 FOL194 MITSUBISHI 187, 188, 189, 190, 191 SMART 295 FOL195 AUDI 13, 14, 16, 19, 20, 21, 23, 24, 25, 26, 27, 29, 30, 31 SEAT 265, 266, 267, 272, 275, 276, 278, 279, 283 SKODA 285, 286, 288, 289, 290, 291, 292, 293 VOLKSWAGEN 333, 336, 337, 338, 339, 346, 347, 348, 349, 350, 351, 352, 355, 358, 360, 361, 362, 363, 365, 368, 369, 370, 371, 372, 374	FOL205	CITROËN 62, 63, 64, 65, 67, 68, 70, 75, 77 FIAT 95, 99 LANCIA 140, 142 PEUGEOT 223, 227, 228, 230, 231, 232, 233, 237 FOL206 CITROËN 57, 60, 61, 64, 65, 72, 73, 74, 75, 76, 77 FIAT 99 LANCIA 140 PEUGEOT 223, 224, 227, 229, 231, 232, 233, 234, 237 RENAULT 239, 240, 247, 256 FOL207 AUDI 14, 29 SEAT 277, 280 SKODA 285, 287 VOLKSWAGEN 333, 338, 346, 347, 352, 362, 367, 374 FOL208 OPEL 201, 208, 214, 215, 217, 218, 219 SAAB 263 VAUXHALL 314, 316, 324, 327, 328, 329, 330 FOL209 OPEL 202, 212, 220 VAUXHALL 315, 325, 331 FOL210 AUDI 13, 14, 16, 19, 20, 21, 23, 24, 25, 26, 27, 29, 30, 31 SEAT 265, 266, 267, 272, 275, 276, 278, 279, 283 SKODA 285, 286, 288, 289, 290, 291, 292, 293 VOLKSWAGEN 333, 336, 337, 338, 339, 346, 347, 348, 349, 350, 351, 352, 355, 358, 360, 361, 362, 363, 365, 368, 369, 370, 371, 372, 374	FOL188	CITROËN 69, 71 FIAT 87 FORD 114, 116, 117 LAND ROVER 143 PEUGEOT 236 FOL188C CITROËN 69, 71 FIAT 87 FORD 114, 116, 117 LAND ROVER 143 PEUGEOT 236 FOL189 NISSAN 194, 195 OPEL 213, 219 RENAULT 242, 243, 244, 245, 247, 248, 249, 251, 255, 256, 257 VAUXHALL 326, 329 FOL190 CHRYSLER 55 CITROËN 57, 58, 60, 61, 62, 63, 64, 65, 66, 67, 68, 69, 70, 71, 75, 76, 77 FIAT 96, 99 FORD 101, 108, 109, 111, 115 HYUNDAI 122 JEEP 129 KIA 132, 133 LANCIA 140, 142 LAND ROVER 143, 144 MAZDA 149 MERCEDES-BENZ 153, 154, 155, 156, 157, 158, 159, 160, 161, 162, 164, 166, 167, 168, 169, 170, 171, 173, 174, 176, 177, 179, 180 MINI 183 MITSUBISHI 187 NISSAN 194, 195 OPEL 213, 219 PEUGEOT 221, 223, 224, 225, 226, 227, 228, 231, 232, 233, 234, 235, 236, 238 RENAULT 242, 243, 244, 245, 247, 248, 249, 251, 255, 256, 257 SMART 295 SSANGYONG 297 SUZUKI 301, 302 TOYOTA 305 VAUXHALL 326, 329	FOL196	CITROËN 63, 64, 65, 66 FIAT 99 FORD 110, 111, 115 JAGUAR 127 LANCIA 140 LAND ROVER 143, 144 MITSUBISHI 190 PEUGEOT 231, 232, 234, 235 FOL198 LEXUS 145 TOYOTA 305, 306, 307, 308, 309 FOL199 CHEVROLET 53 OPEL 197, 201, 208, 215, 217, 218, 219, 220 SAAB 263 SUZUKI 301 VAUXHALL 311, 315, 324, 327, 328, 329, 330 FOL200 SEAT 268 SKODA 285, 287 VOLKSWAGEN 354 FOL201 NISSAN 193, 194 FOL202 AUDI 13, 15, 16, 17, 18, 22 FORD 110 SEAT 265, 266, 271, 275, 276, 279, 282, 283 SKODA 286, 287, 289, 291, 292 VOLKSWAGEN 334, 336, 337, 339, 344, 345, 346, 348, 349, 351, 354, 355, 356, 359, 360, 364, 366, 368, 369, 370, 371, 373, 374 FOL203 HYUNDAI 121, 122, 123 KIA 131, 132, 133 MAZDA 149, 150, 151 SUBARU 299 FOL204 CITROËN 62 PEUGEOT 223, 227	FOL211	BMW 37, 38, 40, 41, 42, 43, 45, 46, 47, 48, 49, 50, 51 CITROËN 57, 60, 61, 62, 63, 64, 67, 68 MINI 183, 184 PEUGEOT 224, 225, 227, 232, 234, 235, 238 FOL212 CITROËN 63, 64, 65 JAGUAR 127 LAND ROVER 143, 144 PEUGEOT 231, 233 FOL213 MERCEDES-BENZ 154, 155, 156, 157, 158, 159, 160, 164, 166, 176 FOL214 CITROËN 63, 64, 65, 66 FIAT 99 FORD 110, 111, 115 JAGUAR 127 LANCIA 140 LAND ROVER 143, 144 MITSUBISHI 190 PEUGEOT 231, 232, 234, 235 FOL216 BMW 37, 38, 40, 41, 42, 43, 44, 45, 46, 47, 48, 49, 50, 51 MINI 183, 184, 185 FOL217 CITROËN 60, 61 PEUGEOT 223, 224, 226, 234 FOL218 CHEVROLET 53, 54 OPEL 197 VAUXHALL 311

							
FOL219	CHEVROLET	53, 54		FOL235	ALFA ROMEO	2, 3, 4, 5, 6, 7	
	OPEL	197			CHRYSLER	55	
	VAUXHALL	311			FIAT	83, 85, 86, 87, 90, 93, 97	
FOL220	CHRYSLER	55			LANCIA	138, 139, 141	
	MINI	183			MITSUBISHI	187, 189	
FOL221	CHRYSLER	55			OPEL	202, 203, 204, 208, 215, 218, 220	
	MINI	183			SAAB	263	
FOL222	CHRYSLER	55			SUZUKI	302	
	MINI	183			VAUXHALL	315, 317, 318, 321, 324, 327, 329, 330, 331	
FOL223	AUDI	13, 14		FOL236	ALFA ROMEO	2, 3, 4, 5, 6	
	SEAT	265, 266, 267, 270, 275, 276, 277, 283			FIAT	85, 86, 97	
	SKODA	286, 287, 288, 290, 291, 293			LANCIA	141	
	VOLKSWAGEN	333, 337, 338, 345, 346, 348, 350, 352, 357, 362, 364, 365, 367, 368, 369, 370, 371			OPEL	202, 215, 218, 220	
					SAAB	263	
FOL224	AUDI	13, 15, 16, 18, 22, 31			VAUXHALL	315, 317, 327, 329, 330	
	SEAT	266, 267, 271, 279, 283		FOL237	AUDI	16, 18, 23	
	SKODA	289, 292			SEAT	267, 268, 279, 283	
	VOLKSWAGEN	333, 339, 346, 347, 349, 351, 352, 357, 360, 368, 371			SKODA	289, 290, 292	
					VOLKSWAGEN	346, 349, 351, 360, 372	
FOL225	SMART	295		FOL238	AUDI	16, 18, 23	
FOL226	AUDI	14, 16			SEAT	267, 268, 279, 283	
	SEAT	266, 267, 271, 278, 281, 282			SKODA	289, 290, 292	
	SKODA	288			VOLKSWAGEN	346, 349, 351, 360, 372	
	VOLKSWAGEN	334, 336, 343, 345, 347, 348, 350, 356, 357, 371		FOL239	AUDI	16, 18, 23	
FOL227	HYUNDAI	121, 122, 123			SEAT	267, 268, 279, 283	
	KIA	131, 132, 133			SKODA	289, 290, 292	
FOL228	CITROËN	57, 59, 60, 61, 62, 63, 64, 66, 67, 68, 69, 70, 75, 76			VOLKSWAGEN	346, 349, 351, 360, 372	
	FORD	101, 108, 109, 111, 115		FOL240	AUDI	16, 18, 23	
	MAZDA	149			SEAT	267, 268, 279, 283	
	PEUGEOT	221, 223, 224, 225, 227, 232, 234, 235, 236, 238			SKODA	289, 290, 292	
	TOYOTA	305			VOLKSWAGEN	346, 349, 351, 360, 372	
	VOLVO CAR	379, 380, 381, 382, 383		FOL241	HYUNDAI	121, 122, 123, 124	
FOL229	FORD	111, 116			KIA	131, 132, 133	
FOL230	FORD	111, 116		FOL242	HYUNDAI	121, 122, 123, 124	
FOL231	FORD	117			KIA	131, 132, 133	
FOL232	FORD	117		FOL243	HYUNDAI	121, 122, 123, 124	
FOL233	ALFA ROMEO	6			KIA	131, 132, 133	
	CHEVROLET	53, 54		FOL244	SEAT	268, 269, 270, 273, 274, 276	
	CHRYSLER	55			SKODA	285	
	CITROËN	70			VOLKSWAGEN	335, 339, 343, 354, 362, 363, 364, 365, 375	
	FIAT	83, 87, 89, 90, 92, 93, 94, 96, 97		FOL245	DACIA	79	
	FORD	110			NISSAN	193, 194	
	LANCIA	139, 142			OPEL	219	
	OPEL	197, 201, 202, 203, 206, 207, 211, 212, 216			RENAULT	239, 240, 241, 242, 243, 244, 245, 246, 247, 248, 249, 250, 251, 252, 254, 255, 256, 257, 258	
	PEUGEOT	235			VAUXHALL	329	
	SUZUKI	301, 302		FOL246	NISSAN	193, 194	
	VAUXHALL	311, 314, 315, 317, 320, 321, 322, 323, 324, 325, 328			OPEL	212, 213, 219	
					RENAULT	239, 241, 242, 247, 248, 257	
FOL234	FIAT	87			VAUXHALL	325, 329	
	IVECO	125					

CAMKIT CONTENTS TABLE

Stückliste für Sätze • Kit alberi a camme tabella contenuti • Contenus des kits d'arbres à cames • Tabla con el contenido de los Kits de Árbol de Levas • Tabela zawartości zestawów wałków rozrządu • Таблица комплектов распределительных валов

 KIT								
CAMKIT	CAMSHAFT	TAPPETS	LIFTERS	FOLLOWERS	THRUST PAD	OIL FEED PIPE	ROCKER SHAFT	PRE LUBE
CKS1049	CAM49 (1)			FOL8 (8)		OFP1 (1)		59-99001A (1)
CKS1052	CAM52 (1)			FOL8 (8)		OFP1 (1)		59-99001A (2)
CKS2186	CAM186 (1)	FOL15 (8)						59-99001A (2)
CKS2316	CAM316 (1)			FOL40 (8)				59-99001A (2)
CKS2361	CAM361 (1)			FOL40 (8)				59-99001A (2)
CKS2364	CAM364 (1)			FOL40 (8)				59-99001A (2)
CKS2369	CAM369 (1)			FOL40 (8)				59-99001A (2)
CKS2373	CAM373 (1)	FOL73 (8)						59-99001A (2)
CKS2381	CAM436 (1)			FOL122 (8)				59-99001A (2)
CKS2648	CAM648 (1)			FOL101 (12)				59-99001A (2)
CKS3648	CAM648 (1)		FOL100 (12)	FOL101 (12)				59-99001A (2)
CKS4364	CAM364 (1)		FOL38 (8)	FOL40 (8)	TTP1 (8)			59-99001A (2)
CKS9377	CAM377 (1)	FOL82 (8)		FOL83 (8)				59-99001A (2)
CKS9378	CAM378 (1)	FOL88 (8)						59-99001A (2)
CKS9403	CAM403 (1)		FOL79 (8)	FOL80 (8)				59-99001A (2)






OE	AE	OE	AE	OE	AE	OE	AE	OE	AE
ALFA ROMEO		DAEWOO		...FORD		...FORD		KIA	
5942273	FOL126	96571295	CAM972	1041776	CAM383	3M5Q 6564 BB	FOL247	91171178	FOL203
9357716	FOL120	96951787	CAM972	1041777	CAM804	3M5Q 6A270 AC	CAM746	24100-22012	CAM971
46465330	FOL145			1043175	FOL123	3M5Q 6A270 BA	CAM749	24100-27000	CAM970
46465430	FOL106	FIAT		1047213	FOL151	3M5Q 6A273 AC	CAM747		
46787055	FOL106	4152447	FOL104	1078426	CAM902	3M5Q 6A273 BB	CAM748	LANCIA	
60513941	FOL130	4358713	CAM517	1089820	CAM905	4C1Q 6A270 AB	CAM644	4152447	FOL104
60623146	FOL130	4733350	FOL169	1089827	FOL182	4C1Q 6A270 AC	CAM644	4358713	CAM517
60800018	FOL104	5942273	FOL126	1089828	FOL181	4C1Q 6A270 BB	CAM953	5942273	FOL126
60812654	FOL145	5950297	CAM641	1097625	CAM644	4C1Q 6A273 AB	CAM645	7547597	CAM719
		5984255	FOL171	1099936	FOL231	4C1Q 6A273 BB	CAM954	7713699	FOL101
		5999897	CAM632	1100013	FOL232	4R8Q 6G093 AA	FOL212	7724588	CAM648
BMW		7547597	CAM719	1120750	FOL229	4S7Q 6C501 AA	FOL190	7778140	FOL100
11 12 2 247 056	FOL186	7660771	FOL119	1120752	FOL230	6C1Q 6A273 AC	CAM956	46411495	FOL100
11 31 1 244 466	CAM458	7713699	FOL101	1145958	FOL228	6C1Q 6A273 BB	CAM920	46448011	FOL168
11 31 1 275 802	CAM423	7724588	CAM648	1146061	FOL190	6C1Q 6K551 BA	FOL188C	46455736	CAM651
11 31 1 287 139	CAM423	7737614	CAM649	1152577	CAM906	6G9Q 6500 AA	FOL196	46465330	FOL145
11 31 1 287 606	CAM394	7759619	FOL145	11212979	FOL152	6G9Q 6564 BA	FOL214	46465430	FOL106
11 31 1 289 228	CAM407	7778140	FOL100	1231272	FOL184	78HM 6250 BA	CAM49	46471599	FOL101
11 31 1 709 580	CAM403	46411495	FOL100	1231969	CAM749	81SM 6251 KE	CAM185	46473173	CAM652
11 31 1 716 139	CAM410	46413078	FOL145	1313804	CAM746	81SM 6500 D1H	FOL15	46522371	CAM713
11 31 2 240 863	CAM423	46427282	FOL161	1313805	CAM747	81SM 6500 D2H	FOL15	46765629	FOL168
11 31 9 058 572	CAM407	46448011	FOL168	1319249	FOL152	844F 6500 BA	FOL55	46772393	CAM654
11 32 1 440 256	FOL131	46455736	CAM651	1336545	FOL212	89BM 6251 AA	CAM382	46787055	FOL106
11 32 1 717 798	FOL125	46465330	FOL145	1349547	CAM645	89BM 6500 AB	FOL85	46802420	CAM714
11 32 1 727 471	FOL125	46465430	FOL106	1349548	CAM954	89FF 6250 AA	CAM376	60812654	FOL145
11 32 1 727 993	FOL125	46471599	FOL101	1349549	CAM644	89SM 6251 BB	CAM903	64611495	FOL100
11 32 1 734 341	FOL125	46473173	CAM652	1349550	CAM953	938M 6500 A1D	FOL123	777614000	FOL100
11 32 1 739 299	FOL129	46475925	FOL187	1372430	CAM956	938M 6500 A1E	FOL123	9151343780	FOL88
11 32 1 748 880	FOL131	46522371	CAM713	1372744	CAM920	938M 6500 A2D	FOL123	9638075480	FOL115
11 32 1 748 881	FOL131	46523711	CAM653	1386533	CAM726	938M 6500 A2E	FOL123		
11 33 1 271 429	FOL132	46530228	CAM709	1403429	FOL177	938M 6500 A2F	FOL123	LAND ROVER	
11 33 1 709 063	FOL80	46530233	CAM710	1425513	FOL188C	938M 6500 B2A	FOL123	LR004167	FOL214
11 33 1 715 458	FOL79	46552984	CAM417	1450602	FOL214	938M 6A26 6AA	CAM755	LR004168	FOL196
11 33 2 247 722	FOL152	46764765	FOL236	1450604	FOL196	95WV 6250 BA	CAM441	LXC000010L	FOL186
11 33 2 248 878	FOL186	46765629	FOL168	1487788	FOL190	96MM 6500 A1C	FOL105	STC4532	FOL186
11 33 2 249 817	FOL152	46772393	CAM654	1495923	CAM748	97BM 6251 BA	CAM383	ERR7233	FOL152
11 33 7 514 977	FOL221	46774707	CAM716	1506018	CAM52	97BM 6251 CA	CAM804	LGR100480L	FOL152
11 33 7 514 978	FOL220	46774708	CAM717	1539543	FOL233	9S51 6564 AA	FOL233		
11 33 7 522 124	FOL222	46787055	FOL106	1584660	CAM49	BK2Q 6A270 AA	CAM955	MAZDA	
11 33 7 548 690	FOL152	46802420	CAM714	1594826	FOL247	BK3Q 6A270 AA	CAM919	F512-12-101	FOL127
11 33 7 549 632	FOL185	46815383	FOL168	1614766	CAM185	F2CE 6500 A2B	FOL86	JFY1-12-100	FOL203
11 33 7 549 633	FOL191	46823507	CAM712	1614767	CAM186	XS4Q 6250 AC	CAM902	KL01-12-101B	FOL127
11 33 7 559 797	FOL211	46823508	CAM711	1639187	FOL92	XS6E 6250 BB	CAM905	Y401-12-101A	FOL190
11 33 7 605 330	FOL152	55200333	FOL236	1649127	FOL92	XS6E 6529 AB	FOL182		
11 33 7 812 893	FOL216	60513941	FOL130	1649163	FOL86	XS6E 6C501 AC	FOL181	MERCEDES-BENZ	
		60623146	FOL130	1662935	FOL85	XS7Q 6529 A1C	FOL229	102 050 02 01	CAM633
CHRYSLER		60811160	FOL145	1663891	CAM756	XS7Q 6K528 A1C	FOL230	102 050 31 01	CAM377
05175440AA	FOL190	60812654	FOL145	1669763	CAM441	YC1Q 6529 A1D	FOL231	102 050 45 01	CAM377
05175441AA	FOL249	64611495	FOL100	1669765	FOL92	YC1Q 6K528 A1D	FOL232	102 050 48 01	CAM377
		71739199	FOL199	1688419	CAM644			102 050 55 01	CAM377
CITROËN		73503122	FOL106	1688422	CAM955	HONDA		103 050 00 80	FOL82
91513437	FOL88	98427672	CAM718	1704531	CAM919	14580R9G0030	FOL190	103 050 64 01	CAM408
91515386	CAM378	98427674	CAM681	6062845	FOL8			104 050 10 25	FOL124
93501573	CAM354	504380370	FOL234	6125498	FOL55	HYUNDAI		104 050 12 25	FOL147
93501758	FOL73	777614000	FOL100	6129778	FOL15	662872	CAM389	104 050 74 01	CAM659
93510179	CAM354	9151343780	FOL88	6129780	FOL15	22226-27900	FOL243	104 050 85 01	CAM683
96027105	FOL126	9301337280	FOL109	6165214	CAM382	22231-2A000	FOL190	111 050 18 01	CAM693
96230651	FOL118	9603104288	CAM373	6165215	CAM383	24100-22012	CAM971	111 050 19 01	CAM694
96242223	FOL138	9633089580	FOL150	6173095	CAM376	24100-27000	CAM970	116 050 04 80	FOL144
9151003780	CAM540	9638075480	FOL115	6179242	CAM903	24100-27500	CAM967	116 051 62 01	CAM637
9154147980	FOL134	9640296380	FOL163	6754268	FOL86	24100-2A101	CAM965	116 051 63 01	CAM638
9464396380	FOL190	9644216280	CAM748	6755750	CAM755	24110-42500	CAM390	116 055 10 01	FOL148
9600068080	FOL116	9653928680	FOL214	6804674	FOL123	24170-27001	FOL241	117 051 18 01	CAM628
9624835280	CAM679	9654973580	CAM749	6945586	FOL123	24170-2A000	FOL227	117 051 26 01	CAM628
9632372480	FOL190			6957756	FOL151	24170-2A100	FOL227	117 051 27 01	CAM629
9634435080	FOL206	FORD		11405223R	FOL6	24180-27000	FOL242	271 050 05 33	FOL213
9636848480	FOL190	0405223	FOL6	1N2G 6250 CB	CAM906	24180-27100	FOL242	272 050 03 80	FOL193
9636956980	FOL205	1003734	FOL123	2701E 6489 C	FOL177	24200-2A101	CAM966	601 050 03 25	FOL84
9637858380	FOL190	1004442	FOL105	2560 6250 AD	CAM726	24610-03000	FOL190	601 050 08 01	CAM627
9638075480	FOL115	1004443	FOL105	2560 6500 AA	FOL190	24610-22600	FOL203	601 050 08 25	FOL84
9640296380	FOL163	1007308	FOL123	2560 6500 AB	FOL190	22231-4A001	FOL152	602 050 05 01	CAM414
9649649280	FOL204	1037330	FOL123	2560 6564 AA	FOL228			602 050 08 01	CAM414
9651263580	FOL247	1037331	FOL123	3M5Q 6564 AA	FOL184			605 050 04 01	CAM663
9652206480	FOL205								



OE INTERCHANGE

OE-Vergleichsliste • Intercambio con OE • Références croisées 1ère Monte
Intercambio de referencias de equipo original • Odpowiednik OE
Взаимозаменяемость с оригинальными деталями

OE	OE	OE	OE	OE	OE	OE	OE		
...MERCEDES-BENZ	...OPEL	PEUGEOT	...PEUGEOT	SUZUKI					
605 050 13 01	CAM661	636129	CAM317	0801.52	CAM540	0903.H1	FOL214	12891 67G01-000	FOL190
605 050 16 01	CAM662	636131	CAM359	0801.55	CAM354	0903.J1	FOL184	12891-85E00-000	FOL187
611 050 02 25	FOL153	636132	CAM317	0801.89	CAM378	0903.J6	FOL211		
642 050 00 80	FOL190	636141	CAM361	0903.42	FOL160	0903.J8	FOL233		
642 050 01 33	FOL249	636143	CAM368	0903.46	FOL116	0942.G2	FOL191	13501-22040	CAM964
668 050 01 80	FOL152	636173	CAM946	0903.54	FOL160	0942.G4	FOL187	13502-22010	CAM963
668 050 01 80	FOL190	636174	CAM947	0903.54	FOL160			13502-22011	CAM963
668 050 02 33	FOL162	636181	CAM456	0903.58	FOL163	RENAULT		13750-75020	FOL198
668 050 04 33	FOL162	636197	CAM931	0903.64	FOL163	7431 275 353	FOL138	13751-11010	FOL105
668 050 05 33	FOL162	636198	CAM452	0903.65	FOL228	7439 207 830	FOL138	13751-16010	FOL105
		636202	CAM453	0903.66	FOL184	7439 207 830	FOL156	SU00100558	FOL190
		636207	CAM457	0903.67	FOL184	7700 100 903	CAM761	SZ00100083	CAM373
		636223	CAM929	0903.68	FOL217	7700 100 939	FOL180		
MINI		640000	FOL107	0907.24	TTP3	7700 106 678	CAM664	VAUXHALL	
11 33 7 549 632	FOL185	640001	FOL129	0942.16	FOL73	7700 107 373	CAM690	02898376	FOL3
11 33 7 805 973	FOL184	640002	FOL107	0942.17	FOL88	7700 107 555	FOL103	09117903	FOL107
11 33 7 805 974	FOL152	640003	FOL107	0942.17	FOL88	7700 107 556	FOL245	09117904	FOL107
		640004	FOL107	0942.25	FOL109	7700 110 556	CAM753	09117905	FOL107
MITSUBISHI		640005	FOL142	0942.28	FOL126	7700 272 940	CAM729	09120253	CAM650
MD050140	CAM389	640009	FOL107	0942.29	FOL104	7700 699 231	CAM758	09120301	CAM950
MD137163	CAM390	640016	FOL199	0942.30	FOL134	7700 716 248	FOL149	09120516	CAM802
MD151382	FOL176	640020	FOL107	0942.30	FOL138	7700 744 596	FOL145	09120517	CAM917
MD171130	FOL194	640025	FOL183	0942.31	FOL134	7700 856 805	FOL110	09120518	CAM809
MD302333	CAM734	640039	FOL187	0942.31	FOL138	7700 858 481	CAM757	09120519	CAM907
MD337560	FOL176	640046	FOL3	0942.32	FOL164	7700 858 606	FOL111	09128346	FOL183
MD339767	FOL176	640048	FOL209	0942.32	FOL164	7700 862 077	CAM689	09129211	FOL183
MD376687	FOL194	640049	FOL192	0942.33	FOL118	7700 862 078	CAM762	09194102	CAM952
MD377561	FOL176	640051	FOL38	0942.40	FOL134	7700 866 418	CAM760	09194109	CAM951
MN960096	FOL249	640054	FOL5	0942.40	FOL138	7700 869 325	CAM665	09194698	FOL199
MN960097	FOL190	640056	FOL107	0942.41	FOL150	7700 869 327	CAM687	09201518	FOL246
MN980072	FOL238	640057	FOL107	0942.42	FOL190	7700 872 299	CAM759	24401409	CAM735
MN980073	FOL237	640058	FOL142	0942.45	FOL134	7701 040 104	CAM718	24410112	CAM918
MN980076	FOL240	640059	FOL38	0942.46	FOL205	7701 062 311	FOL189	24428683	CAM918
MN980077	FOL239	640068	FOL183	0942.47	FOL134	7701 062 312	FOL190	24428752	CAM929
		640259	FOL235	0942.47	FOL138	7946 006 610	FOL122	052345520	FOL5
NISSAN		640520	FOL107	0942.48	FOL205	7946 009 641	FOL157	55186463	FOL235
13020-AD202	CAM943	640521	FOL107	0942.49	FOL115	8200 009 982	FOL246	55565850	CAM945
13020-AD212	CAM942	640579	FOL40	0942.50	FOL206	8200 019 181	CAM926	55565852	CAM944
13231-58S12	FOL201	640588	FOL40	0942.51	FOL190	8200 019 183	CAM927	55568430	CAM929
13231-59S00	FOL201	640766	TTP1	0942.52	FOL190	8200 084 742	CAM706	55569932	FOL209
13231-79S00	FOL201	646015	FOL178	0942.53	FOL190	8200 089 894	CAM736	55569933	FOL192
13234-0000A	FOL190	4431246	FOL187	0942.55	FOL204	8200 100 527	CAM727	90144437	CAM341
13257-0000A	FOL189	4431246	FOL190	0942.56	FOL205	8200 100 528	CAM728	90156986	CAM316
		4431247	FOL189	0942.86	FOL196	8200 718 120	CAM921	90156995	CAM317
OPEL		4506071	CAM926	0942.87	FOL185			90190887	CAM326
409082	FOL245	4506072	CAM927	0942.93	FOL206	ROVER		90233483	CAM429
636000	CAM316	4506079	FOL246	0801.E8	CAM373	2A13	FOL35	90271484	CAM402
636002	CAM366	4814153	FOL218	0801.AC	CAM748	ERC4949	FOL14	90273814	CAM359
636004	CAM559	4814154	FOL219	0801.AE	CAM749	LGR10002	FOL106	90273974	CAM341
636006	CAM650	5233315	FOL38	0801.AH	CAM747	LGR100100	FOL106	90281484	CAM359
636009	CAM452	5607061	FOL208	0801.AJ	CAM957	LGR100340	FOL165	90281485	CAM316
636010	CAM369	5636001	CAM451	0801.AK	CAM958	LGR100480	FOL152	90281528	CAM359
636011	CAM453	5636002	CAM458	0801.C2	CAM354			90284704	CAM364
636014	CAM369	5636011	CAM462	0801.C9	CAM444	SAAB		90285226	CAM317
636019	CAM950	5636012	CAM463	0801.CY	CAM726	4773644	CAM650	90285230	CAM367
636022	CAM802	5636022	CAM723	0801.F5	CAM674	9357716	FOL120	90295035	CAM317
636023	CAM917	5636057	CAM929	0801.FC	CAM969			90295037	CAM317
636024	CAM809	5636058	CAM918	0801.K7	CAM461	SMART		90295129	CAM361
636025	CAM907	5636059	CAM711	0801.K9	CAM676	1600500180	FOL190	90295202	CAM316
636027	CAM724	5636060	CAM712	0801.L2	CAM677	6420500080	FOL190	90295203	CAM366
636028	CAM725	5636063	CAM654	0801.N5	CAM459	0003065V003000000	FOL225	90297711	CAM365
636032	CAM952	5636064	CAM949	0801.TO	CAM678	0003066V003000000	FOL190	90324522	CAM365
636033	CAM951	5636065	CAM948	0801.T5	CAM679	0004572V001000000	FOL152	90324593	CAM559
636041	CAM735	5636083	CAM946	0801.V8	CAM681	0004572V001000000	FOL152	90349705	CAM559
636043	CAM918	5636084	CAM947	0801.V9	CAM750	A1600500101	CAM932	90352376	CAM369
636044	CAM918	5636107	CAM945	0801.W0	CAM751	00367-V003-00000	CAM932	90353157	FOL142
636044	CAM341	5636108	CAM944	0801.W1	CAM732			90392539	CAM369
636052	CAM366	5640581	FOL186	0801.W5	CAM733	SSANGYONG		90392735	CAM453
636056	CAM559	5640589	FOL235	0801.X7	CAM731	6650500025	FOL190	90443882	CAM931
636073	CAM326	5640591	FOL236	0801.Z0	CAM959	6650501025	FOL190	90444139	CAM451
636117	CAM402			0801.Z1	CAM960			90444332	CAM456
636121	CAM364			0801.Z9	CAM746			90444758	CAM453
636123	CAM429			0903.H0	FOL212			90444760	CAM369
636125	CAM359								
636126	CAM359								
636127	CAM341								

OE		OE		OE		OE		OE	
...VAUXHALL		...VOLKSWAGEN		...VOLKSWAGEN					
90486981	CAM457	038 109 309C	FOL175	06B 109 417D	FOL226				
90502753	FOL208	038 109 309C	FOL202	06E 109 409A	FOL226				
90509383	CAM458	03E 109 101AA	CAM923	06E 109 417F	FOL248C				
90509386	FOL129	03E 109 101N	CAM923	06E 109 417S	FOL224				
90512899	CAM462	03E 109 101T	CAM922	06J 109 423	FOL190				
90512904	CAM463	03G 109 101A	CAM939	070 109 101P	FOL224				
90530506	FOL142	03G 109 102B	CAM938	070 109 101Q	CAM916				
90540458	CAM650	03G 109 411	FOL238	074 109 101B	CAM912				
90543903	CAM723	03G 109 411B	FOL238	074 109 101E	CAM630				
90570967	FOL107	03G 109 411C	FOL237	074 109 101J	CAM442				
91160200	FOL245	03G 109 412B	FOL240	075 109 101C	CAM442				
93161686	FOL187	03G 109 412C	FOL239	075 109 101F	CAM447				
93161686	FOL190	03L 109 021	CAM961	075 109 101F	CAM447				
93161687	FOL189	03L 109 021E	CAM961						
93171486	FOL186	03L 109 022	CAM962	VOLVO					
93174076	FOL107	03L 109 022D	CAM962	1218630	FOL74				
93177302	CAM711	03L 109 521A	FOL195	8670047	FOL152				
93177303	CAM712	045 109 101C	CAM673	8670047	FOL152				
93177316	FOL187	046 109 101K	CAM442	9207830	FOL156				
93178529	CAM654	047 109 309	FOL200	30875690	FOL194				
93178546	FOL104	04E 109 423C	FOL207	1218579-9	CAM78				
93178582	CAM949	050 109 101A	CAM913	1218580-7	CAM80				
93178583	CAM948	050 109 309A	FOL143	1328149-8	CAM447				
93178589	FOL235	050 109 309H	FOL143						
93188668	FOL236	050 109 309J	FOL143						
94381712	CAM452	051 109 021	CAM739						
96440191	FOL218	051 109 021C	CAM739						
96440192	FOL219	051 109 022	CAM740						
97042660	CAM452	051 109 022B	CAM740						
97111166	CAM724	056 109 311A	FOL91						
97111168	CAM725	058 109 021B	FOL91						
97185251	FOL178	058 109 022B	CAM743						
		058 109 309A	CAM744						
		058 109 309B	FOL141						
		058 109 309E	FOL133						
		058 109 309F	FOL141						
		058 109 309J	FOL133						
		058 109 309K	FOL133						
		059 109 009BH	FOL141						
		059 109 009BJ	CAM936						
		059 109 021AS	CAM937						
		059 109 021BP	CAM935						
		059 109 021BQ	CAM700						
		059 109 021CK	CAM701						
		059 109 021CL	CAM934						
		059 109 021CR	CAM935						
		059 109 021CS	CAM934						
		059 109 021K	CAM935						
		059 109 021L	CAM700						
		059 109 021P	CAM701						
		059 109 021Q	CAM701						
		059 109 022AF	CAM700						
		059 109 022AG	CAM936						
		059 109 022BD	CAM937						
		059 109 022BQ	CAM702						
		059 109 022BR	CAM936						
		059 109 022K	CAM937						
		059 109 022L	CAM703						
		059 109 022P	CAM702						
		059 109 022Q	CAM702						
		059 109 075E	CAM703						
		059 109 417J	TTP4						
		059 109 444	FOL159						
		059 109 521B	FOL210						
		059 109 521C	FOL158						
		059 109 521E	FOL158						
		059 109 521F	FOL158						
		059 109 521G	FOL195						
		059 109 521H	FOL195						
		068 109 101L	FOL195						
		069 109 101P	CAM393						
		06B 109 101G	CAM630						
		06B 109 417C	CAM745						
VOLKSWAGEN									
022 109 309	FOL170								
022 109 423	FOL154								
022 109 423A	FOL154								
022 109 423D	FOL154								
026 109 101G	CAM411								
028 109 101D	CAM440								
028 109 101E	CAM668								
028 109 101E	CAM668								
028 109 101F	CAM441								
028 109 101G	CAM440								
030 109 101AM	CAM808								
030 109 101BG	CAM930								
030 109 411B	FOL244								
030 109 417D	FOL244								
030 109 423	FOL167								
030 109 423	FOL167								
030 109 423	FOL167								
034 109 309AD	FOL92								
034 109 309N	FOL92								
036 109 101AA	CAM925								
036 109 101AC	CAM924								
036 109 101DE	CAM925								
036 109 101DG	CAM924								
036 109 101DJ	CAM925								
036 109 309D	FOL166								
036 109 309D	FOL166								
036 109 411C	FOL179								
036 109 411D	FOL179								
036 109 411E	FOL223								
036 109 411H	FOL223								
038 109 101AE	CAM968								
038 109 101AF	CAM933								
038 109 101AH	CAM904								
038 109 101E	CAM670								
038 109 101K	CAM671								
038 109 101R	CAM672								
038 109 101R	CAM914								
038 109 101R	CAM928								
038 109 309A	FOL114								



Keep it real. Keep out counterfeit.




The authenticity of all our engine and sealing products is protected by the MAPP Code (Manufacturers Against Product Piracy) and the PrioSpot® Authentication device, featured on a special Anti-Counterfeit label on the packaging. In this way you can be sure of our trusted Federal-Mogul quality!

How to check the authenticity of your products

1 - Check if the packaging is closed and the label is intact

2 - Verify the unique alphanumeric code and data matrix code

- Type in the alphanumeric code at www.fmecat.eu or
- Read the Data Matrix Code with a 2-D scanner or
- Read the Data Matrix Code on your smartphone with a barcode reader app

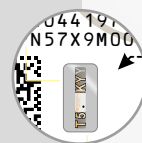


3 - Verify the unique security code on the PrioSpot® Label

- Different code on each packaging



- Code contains the last 4 digits of the alphanumeric code
- The code and the Federal-Mogul logo shimmer in rainbow colours only in direct light
- Only in direct light a digit, repeating the last digit of the security code, is visible. This digit will move up and down when you change the angle of the PrioSpot®



TROUBLE TRACER CHART

Carbonised oil deposits

Appearance: Carbonised oil build-up on cam and followers.

Causes: Excessive operating temperatures resulting from marginal lubrication conditions due to contaminated lubricating oil or blockages/restrictions in oil feed galleries.

Remedy: Thoroughly flush the lubrication system, ensuring that all galleries and hydraulic lifters (where fitted) are free from blockages & debris. Install new camshaft and followers, prime with extreme pressure lubricant and replace oil and oil filter.



Base circle contact marking

Appearance: Witness marking on base circle of cam-lobes, biased to one side.

Causes: Worn hydraulic lifter and/or retainer springs.

Remedy: Replace cam and followers if marks are deep, otherwise set tappets to correct clearance. Thoroughly flush the lubricating system and replace oil and filter.



Cam-lobe and follower wear

Appearance: Premature wear of one or more cam-lobes & followers. Follower contact surface will be concaved with chipped edges.

Causes: Incompatible cam-lobe & follower contact surface geometry. Often caused by fitting new camshaft with old followers or vice versa. Can also result from lubricant starvation from blocked or restriction in oil supply.

Remedy: Thoroughly flush the lubricating system, replace cam and followers, prime with extreme pressure lubricant and replace oil and oil filter.

Do not mix old and new components.



Follower breakage

Causes: Mechanical overload resulting from:

- 1 Sticking or seized valve, resulting in the follower to break due to cam-lobe pressure.
- 2 Piston contact with the valve due to:
 - a Weak valve spring
 - b Over extended hydraulic lifter
 - c Incorrect assembly of valve tip-cap
 - d Timing belt breakage
 - e Or through over high revving of engine.
- 3 Incorrect valve timing.

Remedy: investigate & rectify the mechanical overload cause. Thoroughly flush the lubricating system, replace all damage components, prime cam and followers, with extreme pressure lubricant and replace oil and oil filter.



Excessive cam-lobe wear

Appearance: Severe cam-lobe wear.

Causes: Contaminated lubricating oil, tappet clearances too tight, excessive valve spring pressure.

Remedy: Thoroughly flush the lubrication system, install new camshaft and followers. Adjust tappets to the correct clearances, prime with extreme pressure lubricant and replace oil and oil filter.



Broken camshaft

Appearance: Camshaft breakage between or through cam-lobes.

Causes: Severe distorted camshaft housing or cylinder head. Incorrect torque sequence and mishandling can also cause similar breakage.

Remedy: Straighten or replace camshaft carrier/cylinder head, use correct bolt torque sequence and handle with care. Thoroughly flush the lubricating system, replace cam and followers, prime with extreme pressure lubricant and replace oil and oil filter.



'Scored' bearings

Appearance: Severe scoring of the camshaft bearings.

Cause: Contaminated lubricating oil, i.e. foreign particles circulating in oil.

Remedy: Thoroughly flush the lubricating system, replace cam and followers, prime with extreme pressure lubricant and replace oil and oil filter.



Overheated camshaft

Appearance: Cam-lobes, bearings & followers have a 'blue' discoloration.

Causes: Severe overheating of engine due to malfunction of the cooling system.

Remedy: Investigate and rectify the cause of the overheating. Thoroughly flush the lubricating system, replace cam and followers, prime with extreme pressure lubricant and replace oil and oil filter.



Physical damage to camshaft & followers

Appearance: Cam-lobes, bearings & followers "chipped"

Causes: Excessive end-float due to:

- a Worn thrust washer
- b Loose distributor
- c Worn distributor drive gear
- d Or misaligned timing gears

Remedy: Investigate and rectify the cause of the damage. Thoroughly flush the lubricating system, replace cam and followers, prime with extreme pressure lubricant and replace oil and oil filter.



TECHNICAL NOTES

Technische Hinweise • Notes techniques • Note tecniche
Notas técnicas • Notatki techniczne • Технические примечания



1	Automatic Transmission	17	Euro 1 to Euro 2
2	Manual Transmission	18	Camshaft driven vacuum pump.
3	For cylinder 1-3	19	K Jetronic
4	For cylinder 4-6	20	Steel
5	Height: 24mm	21	Diamond-coated
6	Height: 25mm	22	With sensor
7	Height: 26.5mm	23	Without sensor
8	Height: 26mm	24	Chilled Cast Iron
9	Height: 28.5mm	25	Hydraulic Lifter & Rocker Arm Assembly
10	Height: 35mm	26	Induction Hardened Cast Iron
11	Hydraulic	27	Pulley driven vacuum pump.
12	Manual	28	Refer to SB2202 for installation guide
13	Mechanical	29	Short version
14	Euro 2	30	Long version
15	Euro 3 (D3)	31	Bridge Piece
16	Euro 3 (D3); Euro 4 (D4)		



1	Automatikgetriebe	17	Euro 1 zu Euro 2
2	Schaltgetriebe	18	Von der Nockenwelle angetriebene Unterdruckpumpe
3	zum Zylinder 1-3	19	K Jetronic
4	zum Zylinder 4-6	20	Stahl
5	Höhe: 24mm	21	Diamantbeschichtet
6	Höhe: 25mm	22	Mit Sensor
7	Höhe: 26,5mm	23	Ohne Sensor
8	Höhe: 26mm	24	Hartguss
9	Höhe: 28,5mm	25	Hydrostößel & Kipphebeltrieb
10	Höhe: 35mm	26	Induktionsgehärteter Hartguss
11	Hydraulisch	27	Von der Riemenscheibe angetriebene Unterdruckpumpe
12	Manuell	28	Beziehen Sie sich auf SB2202 für den installationshandbuch
13	Mechanisch	29	Kurze version
14	Euro 2	30	Lange version
15	Euro 3 (D3)	31	Brückenstück
16	Euro 3 (D3); Euro 4 (D4)		



1	Transmission automatique	17	Euro 1 à Euro 2
2	Transmission manuelle	18	Pompe à vide commandée par l'arbre à cames
3	sous cylindre 1-3	19	K Jetronic
4	sous cylindre 4-6	20	Acier
5	Hauteur: 24 mm	21	Revêtu de diamants
6	Hauteur: 25 mm	22	Avec capteur
7	Hauteur: 26,5 mm	23	Sans capteur
8	Hauteur: 26 mm	24	Moulage d'acier
9	Hauteur: 28.5 mm	25	Poussoir hydraulique & culbuteurs
10	Hauteur: 35 mm	26	Fonte trempée par induction
11	Hydraulique	27	Pompe à vide commandée par une poulie
12	Manuel	28	Se reporter à SB2202 pour le guide de montage
13	Mécanique	29	Version courte
14	Euro 2	30	Version longue
15	Euro 3 (D3)	31	Pont poussoir de soupapes
16	Euro 3 (D3); Euro 4 (D4)		



1	Transmisión Automática	17	Euro 1 to Euro 2
2	Transmisión Manual	18	Árbol de levas impulsado por la bomba de vacío
3	Cilindros 1-3	19	K Jetronic
4	Cilindros 4-6	20	Acero
5	Altura: 24mm	21	Recubierto de diamante
6	Altura: 24mm	22	Con Sensor
7	Altura: 26,5mm	23	Sin sensor
8	Altura: 26mm	24	Hierro fundido enfriado
9	Altura: 28,5mm	25	Elevador hidráulico & conjunto brazo oscilante
10	Altura: 35mm	26	Endurecido por inducción de hierro fundido
11	Hidráulico	27	Polea impulsada por bomba de vacío
12	Manual	28	Consulte la guía de instalación SB2202
13	Mecánico	29	Versión corta
14	Euro 2	30	Versión larga
15	Euro 3 (D3)	31	Pieza puente
16	Euro 3 (D3); Euro 4 (D4)		

TECHNICAL NOTES

Technische Hinweise • Notes techniques • Note tecniche
Notas técnicas • Notatki techniczne • Технические примечания



1	Cambio automatico	17	Euro 1 a Euro 2
2	Cambio manuale	18	Pompa a vuoto azionata da albero a camme
3	Cilindro 1-3	19	Iniezione K Jetronic
4	Cilindro 4-6	20	Acciaio
5	Altezza: 24 mm	21	Rivestimento diamantato
6	Altezza: 25 mm	22	Con sensore
7	Altezza: 26,5 mm	23	Senza sensore
8	Altezza: 26 mm	24	Ghisa temprata
9	Altezza: 28,5 mm	25	Punteria idraulica & bilancieri
10	Altezza: 35 mm	26	Ghisa temprata ad induzione
11	Idraulica	27	Puleggia a pompa a vuoto
12	Manuale	28	Per installazione fare riferimento a SB2202
13	Meccanica	29	Versione corta
14	Euro 2	30	Versione lunga
15	Euro 3 (D3)	31	Componente d'unione
16	Euro 3 (D3); Euro 4 (D4)		



1	Skrzynia automatyczna	18	Pompa próżniowa napędzana wałkiem
2	Skrzynia manualna	19	K Jetronic
3	do cylindra 1-go; do cylindra 2-go; do cylindra 3-go	20	Stalowe
4	do cylindra 4-go; do cylindra 5-go; do cylindra 6-go	21	Pokryte powłoka diamentową
5	Wysokość: 24mm	22	Z czujnikiem
6	Wysokość: 25mm	23	Bez czujnika
7	Wysokość: 26.5mm	24	Żeliwo utwardzane w trakcie odlewania
8	Wysokość: 26mm	25	Zestaw popychacza hydraulicznego & dźwigienki zaworowej
9	Wysokość: 28.5mm	26	Żeliwo utwardzane indukcyjnie
10	Wysokość: 35mm	27	Pompa próżniowa napędzana paskiem
11	Hydrauliczny	28	Patrz biuletyn SB2202, aby znaleźć instrukcję montażu
12	Manualny	29	Wersja krótka
13	Mechaniczny	30	Wersja długa
14	Euro 2	31	Mostek
15	Euro 3 (D3)		
16	Euro 3 (D3); Euro 4 (D4)		
17	od Euro 1 do Euro 2		



1	Автоматическая коробка передач
2	Механическая коробка передач
3	для цилиндра 1; для цилиндра 2; для цилиндра 3
4	для цилиндра 4; для цилиндра 5; для цилиндра 6
5	Высота: 24 мм
6	Высота: 25 мм
7	Высота: 26.5 мм
8	Высота: 26 мм
9	Высота: 28.5 мм
10	Высота: 35 мм
11	Гидравлический
12	Ручной
13	Механический
14	Euro 2
15	Euro 3 (D3)
16	Euro 3 (D3); Euro 4 (D4)
17	от Euro 1 до Euro 2

18	Вакуумный насос с приводом от распределительного вала
19	К Jetronic
20	Сталь
21	С алмазоуглеродным покрытием
22	С датчиком
23	Без датчика
24	Отбеленный чугун
25	Гидравлический толкатель и клапанное коромысло в сборе
26	Чугун с индукционной поверхностной закалкой
27	Вакуумный насос с ременным приводом
28	Руководство по установке приведено в бюллетене SB2202
29	Короткая версия
30	Полная версия
31	Мост толкателя

Federal-Mogul Global Aftermarket EMEA bvba

Prins Boudewijnlaan 5 • B-2550 Kontich • Belgium

Central Distribution Centre

Prins Boudewijnlaan 7 • B-2550 Kontich • Belgium

Phone +32 (0) 3450 83 10 • Fax +32 (0) 3450 83 38

Federal-Mogul Italy Srl**Aftermarket Division**

Via Enrico Fermi 8 • 37135 Verona • Italy

Phone +39 045 828 13 11 • Fax +39 045 828 14 00

Federal-Mogul Germany GmbH

Albert-Ruprecht-Strasse 2 • 71636 Ludwigsburg • Germany

Phone +49 (0) 7141-64865-8230 • Fax +49 (0) 7141-64865-8390

Federal-Mogul Aftermarket UK Limited

Greyhound Drive • Bradford BD7 1NQ • England

Phone +44 (0) 1274 723481 • Fax: +44 (0) 1274 848282

Federal-Mogul Ibérica, S.L.**Federal-Mogul Aftermarket España, S.A.**

Calle Alcarria, nº 2 • 28823 Coslada • Madrid • Spain

Phone: + 34 91 746 1900 • Fax: + 34 91 746 18 90

Federal-Mogul Aftermarket France

60-62, rue Danjou • 92517 Boulogne-Billancourt Cedex • France

Phone +33 (0) 1 46 94 27 00 • Fax +33 (0) 1 46 94 27 01

Service Commande de stock :

Phone +33 (0) 810 000 029 • Fax +32 34 50 80 26

Service Commande express :

Phone +33 (0) 810 000 029 • Fax +32 34 50 80 26

Federal-Mogul Aftermarket**Southern Africa (PTY) Ltd**

33 Western Boulevard • City West • Johannesburg • South Africa

Phone +27 11 630 3000 • Fax +27 11 630 3040

Federal-Mogul Aftermarket Turkey

Meclis-i Mebusan Cad. No: 53 Dereli İş Merkezi 34427 • Fındıklı / İstanbul • Türkiye

Phone +90 212 292 6313 • Fax +90 212 292 6260

Federal-Mogul Aftermarket Russia Ltd

Smolnaya street 24D, 13th floor • 125445 Moscow • Russia

Phone +7 495 221 50 60 • Fax +7 495 221 50 64



Check out our catalogues



CATAE902 - Belts and Timing Belt kits

CATAE130I - Valves and Components

CATAE150I - Camshaft, Kits and Components

CATPA110I - Gaskets, Oil Seals and Cylinder Headbolts

CATPA120I - Cylinder Headbolts

CATPA140I - Gaskets, Oil Seals and Cylinder Headbolts



CATGY120I
Engine Bearings



CATGT140I
Piston Rings



CATNU120I
Pistons, Liners and Assemblies



Combined E&S catalogues per vehicle makes:

CATMX130I - Audi / Seat / Skoda / Volkswagen

CATMX1402 - PSA Renault

CATMX1403 - BMW / Mini / Mercedes-Benz / Smart / Porsche

CATMX150I - Alfa / Fiat / Lancia / Iveco

XCD12 - Engine Parts Catalogue



Visit www.FMeCat.eu
Online catalogue website. Available 24/7

You can obtain these catalogues through your Federal-Mogul sales representative
or through your local distributor